

MyCompass Index Aggressive Retirement Fund

Release Date: 03-31-2020

Benchmark
DJ Target Today TR USD

Fee Class
I

Overall Morningstar Rating™

Morningstar Return

Morningstar Risk

Out of 157 Target-Date Retirement investments. An investment's overall Morningstar Rating, based on its risk-adjusted return, is a weighted average of its applicable 3-, 5-, and 10-year Ratings. See disclosure page for details.

Investment Information

Investment Objective & Strategy

The objective of the MyCompass Index Aggressive Series of Funds is to provide long-term investors with an asset allocation strategy designed to maximize their retirement savings consistent with the risk that investors with an aggressive risk tolerance may be willing to accept given their investment time horizon.

Operations and Management

Inception Date 10-01-19
Trustee Wilmington Trust, N.A.
Website www.wilmingtontrust.com
Telephone 1-866-427-6885
Sub-Advisor flexPATH Strategies, LLC
SA Website www.flexpathstrategies.com
CUSIP 97182C315

Portfolio Manager(s)

Management Team

Morningstar Category: Target-Date Retirement

Retirement income portfolios provide a mix of stocks, bonds, and cash for those investors already in or entering retirement. These portfolios tend to be managed to more of a conservative asset-allocation strategy. These portfolios aim to provide investors with steady income throughout retirement.

Volatility Analysis

3-Yr Risk Measures as of 03-31-20	Port Avg	Benchmark
Standard Deviation	—	3.12
Sharpe Ratio	—	0.29
Information Ratio	—	—
R-Squared	—	—
Beta	—	—
Alpha	—	—

Best 3 Month Return

2.84%
(Nov '19 - Jan '20)

Worst 3 Month Return

-11.04%
(Jan '20 - Mar '20)

Principal Risks

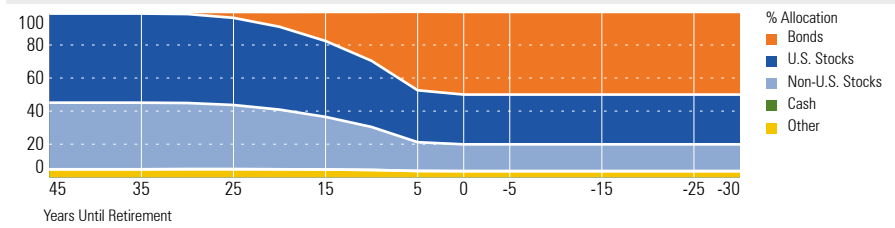
Commodity, Credit and Counterparty, Equity Securities, Fixed Income Securities, Foreign Securities, Guaranteed Investment Contract, Issuer, Market/Market Volatility Risk, Non-Diversification, Small Cap, Stable Value/Stability, Target Date Funds, Underlying Fund/Fund of Funds

Please refer to the [Additional Fund Information and Principal Risk Definitions document](#) for more information.

Notes

Wilmington Trust, N.A. Collective Funds (WTNA Funds) are bank collective investment funds; they are not mutual funds.

Allocation of Assets



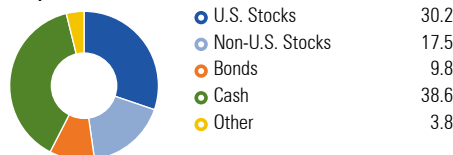
Performance

	OTD	YTD	1 Year	3 Year	5 Year	Since Inception	Total Return % as of 03-31-20
Investment	-11.04	-11.04	—	—	—	-6.04	Investment Return %
Benchmark	-3.38	-3.38	—	—	—	-1.83	Benchmark Return %
Average annual, if greater than 1 year	-7.27	-7.27	—	—	—	-4.71	Category Average %
	—	—	—	—	—	—	Morningstar Rating™
	—	—	—	—	—	—	# of Funds in Category

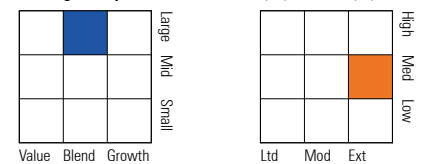
Performance Disclosure: The performance data quoted represents past performance and does not guarantee future results. The investment return and principal value of an investment will fluctuate; thus an investor's units, when redeemed, may be worth more or less than their original cost. Current performance may be lower or higher than return data quoted herein. Please refer to the performance section of the disclosure page for more information.

Portfolio Analysis

Composition as of 03-31-20



Morningstar Style Box™ as of 03-31-20(EQ) ; 03-31-20(F-I)



Top 10 Holdings as of 03-31-20

Asset	% Assets
Voya Custom Gia	36.25
BlackRock Russell 1000® Index F	26.76
BlackRock MSCI ACWI ex-U.S. IMI Idx F	16.50
BlackRock U.S. Trs Infl-Prot Secs F	5.24
iShares Long-Term Corporate Bond ETF	4.74
BlackRock Long Term Government Bond Index Fund F	3.80
BlackRock Russell 2000® Index F	3.04
BlackRock Developed Real Estate Idx F	2.26
BlackRock Commodity Index Daily F	1.42
Total Number of Holdings	9
Annual Turnover Ratio %	—
Total Fund Assets (\$mil)	0.77

Morningstar Equity Super Sectors as of 03-31-20

Sector	% Fund
Cyclical	36.76
Sensitive	38.45
Defensive	24.78

Disclosure

Performance

Performance data given represents past performance and should not be considered indicative of future results of the MyCompass Index Aggressive Retirement Fund (the "Fund"). The Fund is not a mutual fund and is not registered as an investment company under the Investment Company Act of 1940. The Fund is not FDIC-insured, may lose value and is not guaranteed by a bank or other financial institution.

Performance data reflects a specific class of units. Other fee classes may currently be available or may become available in the future. Not all fee classes are available for investment by all plans. Fees vary across fee classes, and the net returns investors earn will be different from one fee class to another.

Management of the Fund

Trustee: Wilmington Trust, N.A. (the "Trustee") serves as the Trustee of the Fund and maintains ultimate fiduciary authority over the management of, and investments made in, the Fund. The Fund is part of the Wilmington Trust Collective Investment Trust (the "Trust") operated by the Trustee.

Wilmington Trust is a registered service mark. Wilmington Trust Company, operating in Delaware only, Wilmington Trust, N.A., M&T Bank and certain other affiliates, provide various fiduciary and non-fiduciary services, including trustee, custodial, agency, investment management and other services. Loans, retail and business deposits, and other personal and business banking services and products are offered by M&T Bank, member FDIC. Wilmington Trust Investment Advisors, Inc. is a SEC-registered investment advisor providing investment management services to Wilmington Trust and M&T affiliates and clients.

Sub-Advisor: flexPATH Strategies, LLC (the "Sub-Advisor") is a Registered Investment Advisor utilizing Retirement Plan Advisory Group's institutional due diligence system responsible for over \$150 billion in assets. Retirement Plan Advisory Group™ (RPAG™) was created in 2004. Its proprietary Scorecard System™ uses quantitative and qualitative factors to evaluate fund managers and their investment strategies.

Investment Process:

The Fund employs flexPATH Strategies, LLC's proprietary investment due diligence model for selecting and monitoring the Fund's underlying managers, which includes style attribution, risk, return, correlation and peer group ranking analysis. The Fund utilizes a "fund of funds" structure, seeking to achieve its objective by investing in other funds ("Underlying Funds") that represent a variety of fund managers, asset classes and investment styles and with a portion of the fund invested in a Guaranteed Investment Contract issued by Voya Retirement Insurance and Annuity Company, LLC. Underlying Funds are scored in multiple criteria; selection and removal of Underlying Funds will be implemented following this process, incorporating additional investment due diligence criteria subject to flexPATH's assessment of the investment strategy or asset class involved.

The Fund follows glidepaths designed by BlackRock Financial Management, Inc. that seek to target an asset allocation

consistent with the quantitatively measured level of risk that would be appropriate for an investor given his or her time horizon. On a quarterly basis, the Sub-Advisor will update the construction of the glidepaths taking into account updated asset class benchmark returns and risk profiles.

Benchmark: DJ Target Today TR USD

The Dow Jones Target Today Portfolio Index is rebalanced monthly and maintains an allocation of stocks, bonds, and cash asset classes in a portfolio having 20% of the risk of the Dow Jones stock Composite Major Asset Class. Within the portfolio, bonds are represented by an equal weighting of the following four bond indexes: Barclay Capital U.S. Government Bond Index, Barclay Capital Corporate Bond Index, Barclay Capital U.S. Mortgage-backed Bond Index, and Barclay Capital Majors (ex U.S.) Bond Index. Cash is represented by the 90-Day T-Bill Average.

Notes Regarding Return Information

Return figures represent the total change in net assets with capital gains and income dividends reinvested. Performance information is presented net of any applicable trustee fees, management fees, or other fees or expenses which are borne by the Fund. See "Fees and Expenses" for more information.

Morningstar Rating™

The Morningstar Rating™ for funds, or "star rating", is calculated for managed portfolios (including mutual funds, variable annuity and variable life subaccounts, exchange-traded funds, close-end funds, and separate accounts) with at least a three-year history. Exchange-traded funds and open-ended mutual funds are considered a single population for comparative purposes. It is calculated based on a Morningstar Risk-Adjusted Return measure that accounts for variation in a managed product's monthly excess performance, placing more emphasis on downward variations and rewarding consistent performance. The Morningstar Rating does not include any adjustment for sales load. The top 10% of products in each product category receive 5 stars, the next 22.5% receive 4 stars, the next 35% receive 3 stars, the next 22.5% receive 2 stars, and the bottom 10% receive 1 star. The Overall Morningstar Rating for a managed product is derived from a weighted average of the performance figures associated with its three-, five-, and 10-year (if applicable) Morningstar Rating metrics.

For collective investment funds, the Morningstar Rating presented is hypothetical, because Morningstar does not independently analyze CITs. Rather, the rating is assigned as a means to compare these funds with the universe of mutual funds that Morningstar rates. The evaluation of this investment does not affect the retail mutual fund data published by Morningstar.

Morningstar Return

The Morningstar Return rates a fund's performance relative to other managed products in its Morningstar Category. It is an assessment of a product's excess return over a risk-free rate (the return of the 90-day Treasury Bill) in comparison with the products in its Morningstar category. In each Morningstar category, the top 10% of products earn a High Morningstar Return (High), the next 22.5% Above Average (+Avg), the

middle 35% Average (Avg), the next 22.5% Below Average (-Avg), and the bottom 10% Low (Low). Morningstar Return is measured for up to three time periods (three, five, and 10 years). These separate measures are then weighted and averaged to produce an overall measure for the product. Products with less than three years of performance history are not rated.

Morningstar Risk

Morningstar Risk evaluates a fund's downside volatility relative to that of other products in its Morningstar Category. It is an assessment of the variations in monthly returns, with an emphasis on downside variations, in comparison with the products in its Morningstar category. In each Morningstar category, the 10% of products with the lowest measured risk are described as Low Risk (Low), the next 22.5% Below Average (-Avg), the middle 35% Average (Avg), the next 22.5% Above Average (+Avg), and the top 10% High (High). Morningstar Risk is measured for up to three time periods (three, five, and 10 years). These separate measures are then weighted and averaged to produce an overall measure for the product. Products with less than three years of performance history are not rated.

Morningstar Style Box™

For equity funds, the vertical axis shows the market capitalization of the long stocks owned and the horizontal axis shows investment style (value, blend, or growth).

For fixed-income funds, the vertical axis shows the credit quality of the long bonds owned, and the horizontal axis shows interest rate sensitivity as measured by a bond's effective duration.

Morningstar seeks credit rating information from fund companies on a periodic basis (e.g., quarterly). In compiling credit rating information, Morningstar accepts credit ratings reported by fund companies that have been issued by all Nationally Recognized Statistical Rating Organizations (NRSROs). For a list of all NRSROs, please visit <http://www.sec.gov/ocr/ratingagency.html>. Additionally, Morningstar accepts foreign credit ratings from widely recognized or registered rating agencies. If two rating organizations/agencies have rated a security, fund companies are to report the lower rating; if three or more organizations/agencies have rated a security, fund companies are to report the median rating, and in cases where there are more than two organization/agency ratings and a median rating does not exist, fund companies are to use the lower of the two middle ratings. PLEASE NOTE: Morningstar, Inc. is not itself an NRSRO nor does it issue a credit rating on the fund. An NRSRO or rating agency ratings can change from time-to-time.

For credit quality, Morningstar combines the credit rating information provided by the fund companies with an average default rate calculation to come up with a weighted-average credit quality. The weighted-average credit quality is currently a letter that roughly corresponds to the scale used by a leading NRSRO. Bond funds are assigned a style box placement of "low", "medium", or "high" based on their average credit quality. Funds with a low credit quality are those whose weighted-average credit quality is determined

Disclosure

to be less than "BBB-"; medium are those less than "AA-", but greater or equal to "BBB-"; and high are those with a weighted-average credit quality of "AA-" or higher. When classifying a bond portfolio, Morningstar first maps the NRSRO credit ratings of the underlying holdings to their respective default rates (as determined by Morningstar's analysis of actual historical default rates). Morningstar then averages these default rates to determine the average default rate for the entire bond fund. Finally, Morningstar maps this average default rate to its corresponding credit rating along a convex curve.

For interest-rate sensitivity, Morningstar obtains from fund companies the average effective duration. Generally, Morningstar classifies a fixed-income fund's interest-rate sensitivity based on the effective duration of the Morningstar Core Bond Index (MCBI), which is currently three years. The classification of Limited will be assigned to those funds whose average effective duration is between 25% to 75% of MCBI's average effective duration; funds whose average effective duration is between 75% to 125% of the MCBI will be classified as Moderate; and those that are at 125% or greater of the average effective duration of the MCBI will be classified as Extensive. In addition, for non-US taxable and non-US domiciled fixed income funds, static duration breakpoints are used: (i) Limited: less than or equal to 3.5 years; (ii) Moderate: greater than 3.5 and less than equal to 6 years; (iii) Extensive: greater than 6 years.

Fees and Expenses

The participant will incur management fees for services provided by the Sub-Advisor, trustee fees, and other operating expenses related to the Fund. Other operating expenses may include, but are not limited to, audit expenses, custody service fees, tax form preparation expenses, legal and other fees. A portion of this fee may be paid by the Trustee to the Fund's Sub-Advisor for its sub-advisory services to the Fund.

All fees and expenses will be reimbursed from the Fund when they are incurred. Any expenses incurred in connection with the investment and reinvestment of Fund assets including, without limitation, any transfer agency fees, brokerage commissions and expenses, will be charged against the Fund.

Below is a breakdown of the fees on the Fund:

<u>MyCompass Index Aggressive Retirement Fund</u>	<u>Fee Class I</u>
Sub-Advisor Fee %	0.000
Trustee Fee %	0.040
Service Provider Fee %	0.000
Glidepath Fee %	0.033
Underlying Fund Fees %	0.028
Management Services Fee %	0.100
Gross Ratio %	0.201
Net Expense Ratio %	0.201

Fees and expenses are only one of several factors that participants and beneficiaries should consider when making investment decisions.

The cumulative effect of fees and expenses can substantially reduce the growth of a participant's or beneficiary's retirement account. Participants and beneficiaries can visit the Employee Benefit Security Administration's website for an example demonstrating the long-term effect of fees and expenses.

The example in the following table is intended to explain the ongoing costs of investing in the Fund and to compare these costs with the ongoing costs of investing in other collective funds. The table provides information about hypothetical account values and hypothetical expenses based on the Fund's actual expense ratio and an assumed rate of return of 0.00% per year, which is not the Fund's actual return. The hypothetical account values and expenses may not be used to estimate the actual account balance or expenses you paid for the period. This example is based on an investment of \$1,000 invested for one year:

<u>MyCompass Index Aggressive Retirement Fund</u>	<u>Fee Class I</u>
Hypothetical Beginning Balance	\$1,000.00
Hypothetical Ending Balance (1 year)	\$997.99
Hypothetical Expenses (1 year)	\$2.01

Risk Considerations

The decision to invest in the Fund and the risks involved in doing so should be carefully considered. The Fund should be considered a long-term investment.

The Principal Risks that are listed on the first page are described in the Additional Fund Information and Risk Definition booklet and should be read in connection with this profile.

The Fund is expected to hold a stable value Guaranteed Investment Annuity by Voya Retirement Insurance and Annuity Company. The "guarantee" refers to the guarantee by the issuer of specific rates of return for stated periods of time and is based on the claims-paying ability of the issuer. Please refer to the Investment Contract Risk described in the Additional Fund Information and Risk Definitions booklet. A plan sponsor initiated withdrawal from the Fund may subject the plan's units to a market value adjustment with respect to the Fund's allocation to the GIC.

The value of your investment in the Fund will increase and decrease over time in accordance with changes in the value of the securities held in the Fund. When assets of the Fund are invested in other investment vehicles (such as collective trusts or mutual funds), the Trustee does not have control over the trading policies or strategies of such entities.

The Trustee of the Fund may change the investment objective of the Fund at any time without prior notice or approval.

Investments in the Fund are not insured or guaranteed by any bank, the FDIC, or any other governmental entity.

Basic Terms and Conditions

This profile is only a summary of some of the key features of

the Fund and should be carefully read in connection with the Additional Fund Information and Principal Risk Definitions. Participation in the Fund is governed by the Trust Agreement and the terms of the participation materials, which must be reviewed and signed by the plan sponsor or plan fiduciary. In the event of a conflict between the provisions of this profile and the Trust Agreement or participation materials, the Trust Agreement or participation materials control. Please carefully review the Trust Agreement and participation materials before investing in the Fund.

Investments in the WTNA Portfolios are not deposits or obligations of a guaranteed by Wilmington Trust, and are not insured by the FDIC, the Federal Reserve, or any other governmental agency. The Portfolios are commingled investment vehicles, and as such, the values of the underlying investments will rise and fall according to market activity; it is possible to lose money by investing in the Portfolios. Investors should consider the investment objectives, risks, charges and expenses of any pooled investment company carefully before investing.

The Fund is maintained by the Trustee as part of the Wilmington Trust Collective Investment Trust, which was established on October 6, 2005 and most recently amended on June 20, 2016. It is a "group trust" within the meaning of Internal Revenue Service Revenue Ruling 81-100, as amended, and is exempt from registration under the Investment Company Act of 1940, as amended (the "1940 Act").

For More Information:

Please carefully review the Trust Agreement and participation materials prior to investing in the Fund. The Trust Agreement and participation materials provide limitations on liability and indemnifications in favor of the Trustee. To learn more or obtain additional materials governing the Fund, please contact your plan sponsor or plan trustee. You may also obtain a copy of the Trust Agreement and participation materials, without charge, by contacting:

Wilmington Trust, N.A.
c/o Collective Fund Client Services
1100 N. Market Street
Wilmington, DE 19890
Tel. 1-866-427-6885
Email: FundAccountingClientSvc@WilmingtonTrust.com

You may also visit www.flexpathstrategies.com or call 1-800-974-0188.