

Fidelity UCITS ICAV II

Fidelity Sustainable Global Corporate Bond Paris-Aligned Multifactor UCITS ETF - USD Hedged Inc

30 04 2024

Product Features

- An actively managed strategy that uses Fidelity sustainable and fundamental research and references a Paris-aligned benchmark as part of its investment process.
- The Investment Manager applies ESG screens as part of its methodology.
- Provides an exposure generally representative of the Paris-aligned benchmark.

Product Risks

- Investment return is not guaranteed. Investors may get back less than the amount originally invested.
- There is a risk that the issuers of bonds may not be able to repay the money they have borrowed or make interest payments.
- Investment in the fund carries a degree of risk including those described in the Prospectus.

Fund Facts

Fund Asset Class	Fixed Income
Primary Ticker	FSMU
Index Name	Solactive Paris-Aligned Global Corporate USD Index
Fund Base Currency	USD
Share Class Base Currency	USD
Share Class Inception	24 10 2022
ISIN	IE0005E8N911
Share Class Ongoing Charges Figure	0.30%
Fund Domicile	Ireland
Fund Net Assets (m)	USD 737.30
Share Class Net Assets (m)	USD 22.76
Share Class Shares Outstanding	4,307,331
Share Class Distribution Yield	4.89%
Share Class Use of Income*	Distributing
Share Class Distribution Frequency	Quarterly
Fund Legal Structure	ICAV
Fund Management Approach	Active
Fund UCITS Compliant	Yes
UCITS eligible	Yes
Fund Management Company	FIL Investment Management (Luxembourg) S.A.
Fund Custodian	Brown Brothers Harriman Fund Administration Services (Ireland) Limited
Administrator	Brown Brothers Harriman Fund Administration Services (Ireland) Limited

As standard, Fidelity aims to meet all applicable tax reporting requirements for all of the Fidelity ETFs. Applications are made throughout the year depending on the time scale required by each applicable local tax authority of the relevant country that the fund is registered in.

Index Information

Index Provider	Solactive
Calculation Agent	Solactive
Rebalance Frequency	Monthly
Index Ticker	SOLGUPAB

Investment Objective

The investment objective of the Sub-Fund is to align with the Paris Agreement long-term global warming objectives by restricting the carbon emission exposure of its portfolio and to achieve income and capital growth.

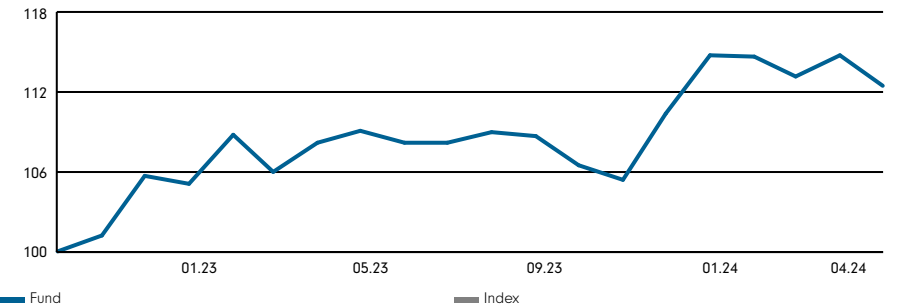
12 Month Performance Periods % (USD)

	04.2014	04.2015	04.2016	04.2017	04.2018	04.2019	04.2020	04.2021	04.2022	04.2023
	04.2015	04.2016	04.2017	04.2018	04.2019	04.2020	04.2021	04.2022	04.2023	04.2024
Fund	n/a	n/a	n/a	n/a	n/a	n/a	n/a	n/a	n/a	3.1
Index	n/a	n/a	n/a	n/a	n/a	n/a	n/a	n/a	n/a	2.7

Calendar Year Performance (USD)

	2023	2022	2021	2020	2019	2018	2017	2016	2015	2014
Fund	9.16	-	-	-	-	-	-	-	-	-
Index	9.07	-	-	-	-	-	-	-	-	-

Cumulative Performance



Source: Morningstar. Fund performance data is displayed on a Net Asset Value basis, in Share Class Base Currency terms (as shown in Fund Facts), with income reinvested, net of fees. Brokerage or transaction fees will apply. Data shown does not take into account any Initial Charge that may apply. Past performance is not a guide to future performance and should not be the sole factor of consideration when selecting a product. Returns may increase or decrease as a result of currency fluctuations.

Performance data is based on the net asset value (NAV) of the ETF which may not be the same as the market price of the ETF. Individual shareholders may realise returns that are different to the NAV performance.

Index Description

The INDEX aims to track the performance of global high yield corporate bonds denominated in Euro and US Dollar. The INDEX provides exposure to a portfolio, which is based on ISS ESG climate analysis and is in line with 1.5°C scenario through 2050.

Important Information

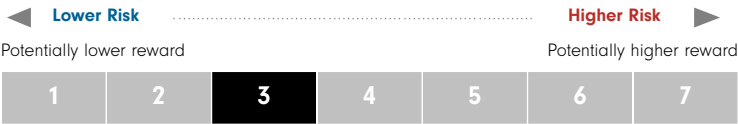
Before investing you should read the Key Information Document (KID). The value of investments and any income from them may go down as well as up and an investor may not get back the amount invested. Where an investor's own currency is different to the currency of the fund's investments, the fund's returns can be affected by fluctuations in currency exchange rates. The use of financial derivative instruments may result in increased gains or losses within the fund.

The fund promotes environmental and/or social characteristics. The Investment Manager's focus on securities of issuers which maintain sustainable characteristics may affect the fund's investment performance favourably or unfavourably in comparison to similar funds without such focus. The sustainable characteristics of securities may change over time. Funds are subject to charges and expenses. Charges and expenses reduce the potential growth of your investment. This means you could get back less than you paid in. The costs may increase or decrease as a result of currency and exchange rate fluctuations. Please refer to the Prospectus and KID of the fund before making any final investment decisions. When referring to sustainability-related aspects of a promoted fund, the decision to invest should take into account all characteristics or objectives of the promoted fund as detailed in the prospectus.

Dealing Information

Exchange	Trading Currency	Ticker	Bloomberg	Sedol
LSE	USD	FSMU	FSMU Ln	BMCN3W3
SIX	USD	FSMU	FSMU SW	BMCN4L9

Risk and Reward Profile

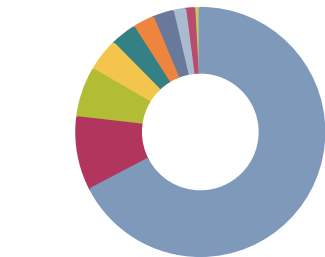


- Historical data may not be a reliable indication for the future.
- The risk category shown is not guaranteed and may change over time.
- The lowest category does not mean a "risk free" investment.
- The risk and reward profile is classified by the level of historical fluctuation of the Net Asset Values of the share class, and within this classification, categories 1-2 indicate a low level of historical fluctuations, 3-5 a medium level and 6-7 a high level.
- The value of your investment may fall as well as rise and you may get back less than you originally invested.
- Movements in currency exchange rates can adversely affect the return of your investment. Currency hedging may be used to minimise the effect of this but may not always be successful.

Top 10 Holdings (%)

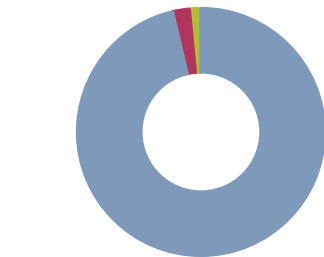
Security Names	Fund Weight
Citigroup Inc. 4.41%	1.5
Wells Fargo & Co. 2.19%	1.3
Goldman Sachs Group, Inc. 4.22%	1.0
JPMorgan Chase & Co. 2.08%	1.0
AT&T Inc 1.7%	1.0
Dupont De Nemours Inc 5.32%	0.9
AstraZeneca Finance LLC 4.8%	0.9
Oracle Corp. 3.85%	0.9
Verizon Communications Inc. 4.81%	0.9
American Express Company 6.49%	0.9

Geographical Exposure Top 10 (%)



	Fund	Index
United States of America	63.0	53.8
United Kingdom	8.9	6.4
France	6.1	7.1
Germany	4.0	5.4
Netherlands	3.1	2.0
Canada	2.6	5.5
Spain	2.5	1.7
Sweden	1.5	1.1
Belgium	1.1	1.1
Denmark	0.8	0.4

Sector Exposure Top 10 (%)



	Fund	Index
Corporate Bond	96.3	98.7
Cash & Equivalents	2.2	
Government Related	1.1	1.3
Convertible	0.3	
Asset Backed	0.1	0.0
Bank Loan	0.0	
Future/Forward	0.0	

GLOSSARY

Distribution Yield: The distribution yield represents the ratio of distributed income over the last 12 months to the fund's Net Asset Value as per the date of the factsheet.

Ongoing Charges Figure: Measure of total costs associated with managing and operating the fund. The Ongoing Charges Figure consists of expenses such as administrator fees and auditor fees as well as other operating costs. It excludes performance fees (where applicable) and portfolio transaction costs. It is expressed as a percentage of the net asset value of the fund.

Important Information

This information must not be reproduced or circulated without prior permission. Fidelity only offers information on products and services and does not provide investment advice based on individual circumstances, other than when specifically stipulated by an appropriately authorised firm, in a formal communication with the client. Fidelity International refers to the group of companies which form the global investment management organisation that provides information on products and services in designated jurisdictions outside of North America. This communication is not directed at, and must not be acted upon by persons inside the United States and is otherwise only directed at persons residing in jurisdictions where the relevant funds are authorised for distribution or where no such authorisation is required. Unless otherwise stated all products and services are provided by Fidelity International, and all views expressed are those of Fidelity International. Fidelity, Fidelity International, the Fidelity International logo and F symbol are registered trademarks of FIL Limited. No statements or representations made in this document are legally binding on Fidelity or the recipient. Any proposal is subject to contract terms being agreed. The Key Information Document (KID) is available in English and can be obtained from our website at www.fidelityinternational.com. The Prospectus may also be obtained from Fidelity. Fidelity UCITS ICAV is registered in Ireland pursuant to the Irish Collective Asset-management Vehicles Act 2015 and is authorised by the Central Bank of Ireland as a UCITS. The Index which the sub-fund of the Fidelity UCITS ICAV is tracking comprises the equity securities of the relevant companies. For more information on the Index, please refer to the publicly available index methodology at www.fidelity-etfs.com/documents.

FIL Investment Management (Luxembourg) S.A. reserves the right to terminate the arrangements made for the marketing of the sub-fund and/ or its shares in accordance with Article 93a of Directive 2009/65/EC and Article 32a of Directive 2011/61/EU. Prior notice of this cessation will be made in Luxembourg.

Data Source - © 2020 Morningstar, Inc. All Rights Reserved. The information contained herein: (1) is proprietary to Morningstar and/or its content providers; (2) may not be copied or distributed; and (3) is not warranted to be accurate, complete or timely. Neither Morningstar nor its content providers are responsible for any damages or losses arising from any use of this information.

Denmark: We recommend that you obtain detailed information before taking any investment decision on the basis of the current prospectus (in English) and KID (Key Information Document), available in English and Danish along with the current annual and semi-annual reports free of charge through <https://www.fidelityinternational.com>. Issued by FIL (Luxembourg) S.A., authorised and supervised by the CSSF (Commission de Surveillance du Secteur Financier).

Investors/ potential investors can obtain information on their respective rights regarding complaints and litigation on the following link: <https://www.fidelity.dk> in Danish.

CL19066301