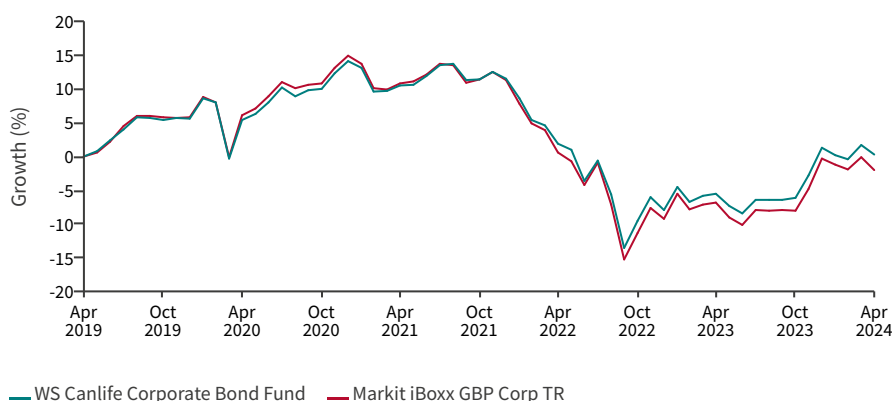


About the fund

The Fund aims to provide an income and the potential for capital growth, over any five-year period, after all costs and charges have been taken. The Fund's comparator benchmark is the Markit iBoxx GBP Corporate Bond Index.

Fund performance

5 Years or since inception for funds with less than 5 years performance.



Fund facts

Launch date	31/05/2012
Name of fund manager	Michael Count
Name of fund manager	Kshitij Sinha
Fund size	£258.9m
Number of holdings	115
Modified Duration	5.63
Average credit quality	A-
Legal structure	Open Ended Investment Company
Dealing frequency	Daily (Midday)
Ex-dividend date	16th Feb and 16th Aug
Distribution date	15th Apr and 15th Oct
Base currency	GBP
Benchmark	Markit iBoxx GBP Corp TR
Sector	IA £ Corporate Bond
Yield	Underlying: 4.57%
Authorised Corporate Director	Waystone Management (UK) Ltd, authorised and regulated by the FCA

Cumulative performance

To 30/04/24 (%)

	1 month	3 months	1 year	3 years	5 years
Fund	-1.46	0.09	6.14	-9.30	0.26
Comparator Benchmark	-1.87	-0.78	5.13	-11.55	-1.98

Discrete year performance

To 31/03/24 (%)

	31/03/2023	31/03/2022	31/03/2021	31/03/2020	31/03/2019
Fund	8.07	-9.99	-4.67	10.00	-0.03
Comparator Benchmark	7.48	-10.55	-5.48	10.08	-0.06

Share class information

Share Class	ISIN	SEDOL	OCF	AMC	Minimum Initial	Minimum top up*
C Acc	GB00B6ZMK027	B6ZMK02	0.47% ¹	0.40%	£500	£100
C Inc	GB00B7BW6H22	B7BW6H2	0.47% ¹	0.40%	£500	£100

¹ - The fund incurs transaction costs as a necessary part of buying and selling underlying investments in order to achieve the investment objective. The Ongoing Charges Figure for regulated funds does not include these costs. Details of these costs and how they are incurred are available upon request.

*Minimum investments only apply when investing directly through the Authorised Corporate Director

Fund statistics


	3 years
Standard Deviation	9.53
Sharpe Ratio	-0.57
Alpha	0.38
Beta	0.94
Tracking Error	1.35
Information Ratio	0.60

Statistical calculations are annualised and based on last 36 months total return performance against the fund benchmark. Source Data: Morningstar




Asset allocation

Corporate Bonds	97.0%
Cash	3.0%
Total	100.0%

Bond quality

A- to AAA		61.9%
BBB- to BBB+		35.0%
Non-Investment Grade		3.1%

Bond maturity

0 to 5 years		31.9%	Over 15 years		26.3%
5 to 15 years		41.8%			

Top 10 holdings

Nationwide 5.769% 2072	1.5%
AT&T 2040	1.4%
Logicor 1.875% 2031	1.4%
Amgen 4% 2029	1.4%
Southern 6.625% 2035	1.4%
Unite USA 2030	1.3%
Pacific 5% 2028	1.3%
AXA 5.625% 2054	1.3%
Totalener 1.66% 2026	1.3%
DWR Cymru 6.015% 2028	1.3%

Ratings



Risk warning

This document is issued for information only by Canada Life Asset Management. This document is intended to be used as a sales aid and does not constitute a direct offer to anyone, or a solicitation by anyone, to subscribe for shares or buy units in fund(s). Subscription for shares and buying units in the fund(s) must only be made on the basis of the latest Prospectus and the Key Investor Information Document (KIID) available at www.canadalifeassetmanagement.co.uk. No guarantee, warranty or representation (express or implied) is given as to the document's accuracy or completeness. Data Source - © 2023 Morningstar, Inc. All Rights Reserved. The information contained herein: (1) is proprietary to Morningstar and/or its content providers; (2) may not be copied or distributed; and (3) is not warranted to be accurate, complete or timely. Neither Morningstar nor its content providers are responsible for any damages or losses arising from any use of this information.

Credit ratings are internal and assigned by Canada Life Asset Management. Ratings will generally be in line with the major external rating agencies and should not be higher than the highest of these. Canada Life Asset Management will assign ratings to bonds that do not have an external rating. The comparator benchmark assists investors with evaluating the fund's performance against corporate bond returns. This benchmark has been chosen as it is believed to be appropriate given the fund's investment objective and policy. The Distribution Yield reflects the amounts that may be expected to be distributed over the next twelve months as a percentage of the mid-market unit price of the fund as at the date shown. It is based on a snapshot of the portfolio on that day. It does not include any preliminary charges and investors may be subject to tax on distributions.

For full details of the fund's risks, please see the latest prospectus and the Key Investor Information Document (KIID). Other share classes are available.