

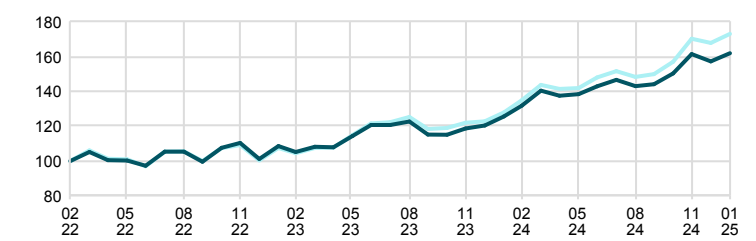
Storebrand USA Plus is a sustainable, index-oriented equity fund that invests in a wide range of shares in different sectors in the American equity market. The fund's performance is compared with an index that reflects the American equity market. The fund actively selects companies with a low CO2 footprint and companies with high sustainability ratings. Up to 10 per cent of the fund's assets are invested in solution companies, i.e. companies that are helping contribute to achieving the UN's global sustainable development goals. These companies are not necessarily in the fund's benchmark index. The fund follows our standard for sustainable investments, which means, among other things, that we refrain from investing in companies that are in breach of international standards and conventions. These include human rights, labour law and international law, corruption and financial crime, serious climate and environmental damage, and controversial weapons (land mines, cluster bombs and nuclear weapons). We also exclude companies where more than 5 per cent of net sales come from the production and/or distribution of fossil fuels, tobacco, weapons, alcohol, gambling, pornography, cannabis, or companies with large fossil reserves.

Storebrand USA Plus A SEK - Monthly Returns

	Year	Year, benchmark	Jan	Feb	Mar	Apr	May	Jun	Jul	Aug	Sep	Oct	Nov	Dec
2025	3.04	3.11	3.04	-	-	-	-	-	-	-	-	-	-	-
2024	30.53	36.59	4.31	4.93	6.56	-2.09	0.68	3.27	2.55	-2.48	0.78	4.31	7.40	-2.62
2023	18.95	22.34	7.31	-3.19	2.87	-0.27	6.00	5.52	0.05	1.66	-6.16	-0.04	3.12	1.42
2022	-	-	-	-	5.18	-4.47	-0.20	-2.99	8.36	0.03	-5.51	8.03	2.54	-8.29

Investment Performance

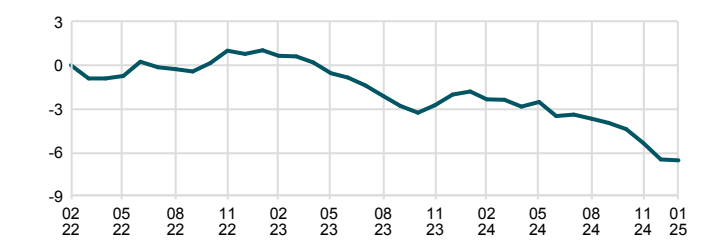
Time Period: 2022-02-28 to 2025-01-31



■ Storebrand USA Plus A SEK ■ Benchmark


Excess Performance

Time Period: 2022-02-28 to 2025-01-31



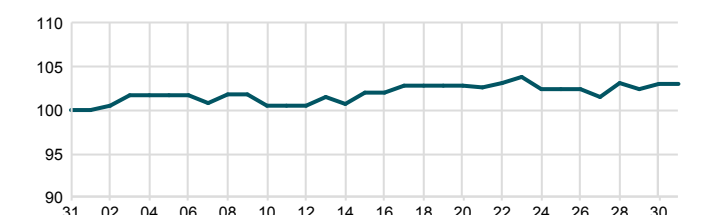
■ Storebrand USA Plus A SEK

Fund Country Breakdown



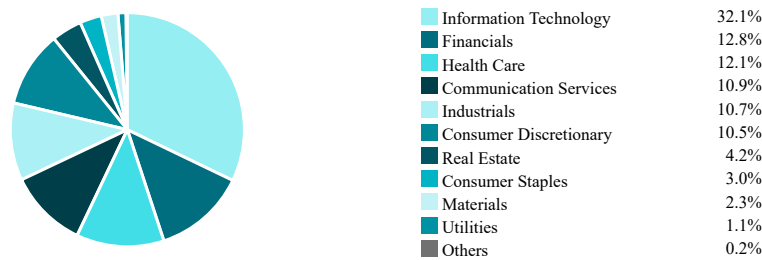
Last Month

Time Period: 2024-12-31 to 2025-01-31



■ Storebrand USA Plus A SEK

Fund Sector Breakdown



Trailing Returns

As Of Date: 2025-01-31

	Fund	Benchmark	Relative
Accumulated since			
1 m	3.04	3.11	-0.07
YTD	3.04	3.11	-0.07
1 yr	28.94	35.30	-6.36
3 yr	0.00	0.00	0.00
5 yr	0.00	0.00	0.00
Annualized			
3 yr	0.00	0.00	0.00
5 yr	0.00	0.00	0.00

Facts

Manager	Geir Magne Bøe	STD 3 yr, fund	0.00
AUM	0,456 MSEK	STD 3 yr, benchmark	0.00
KID Risk (1-7)	4	Tracking Error 3 yr	0.00
NAV (2025-01-31)	161.94 SEK	Information Ratio 3 yr	0.00
Morningstar Rating, total (2025-01-31)		Sharpe Ratio 3 yr	-
Management Fees %	0.40	Beta 3 yr	-
Ongoing Charges %	0.41	R ² 3 yr	-
Max Drawdown Recovery Period	5 months	ISIN	SE0017485360
Number Of Holdings	263		

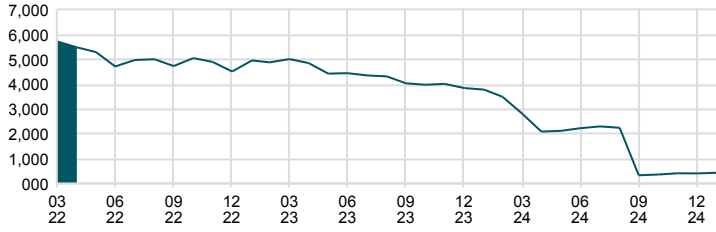
Top Ten Positions

	Weight %
Apple Inc	6.6
Microsoft	5.7
NVIDIA	5.2
Amazon Com	4.1
Meta Platforms, Inc	2.8
Tesla Inc	2.4
Alphabet Inc Class A	2.3
J.P Morgan Chase and Co	1.5
Alphabet Inc Class C	1.5
Visa Inc - Class A shares	1.5
Sum	33.6

Currency: SEK All performance related information is net of fees. Please note that historical return is no guarantee of future return. The value of your fund savings can both rise and fall, and you may get back less than you invested. A fund with risk class 6-7 may, due to its composition and the fund company's management methods, decrease and increase substantially in value. All our funds are managed according to a sustainability strategy based on the methods Solutions, Exclusions & Active ownership, please see more information at www.storebrandfonder.se/hallbarhet. Storebrand Fonder may not be held liable for any errors contained in this information. Neither Morningstar nor Storebrand Fonder is responsible for any damages, whether directly or indirectly caused by any shortcomings or errors in this information. Investors should not rely on this information without having made proper checks. Attribution calculated from gross-of-fees prices. Investors and potential investors should be aware that marketing of the funds outside of Sweden may be restricted or unlawful. Information about in which countries, outside of Sweden, some of the funds are marketed is disclosed in the funds' prospectuses. Prospectuses and key investor information documents for the funds are available at www.storebrandfonder.se/faktabladd.

Total Assets

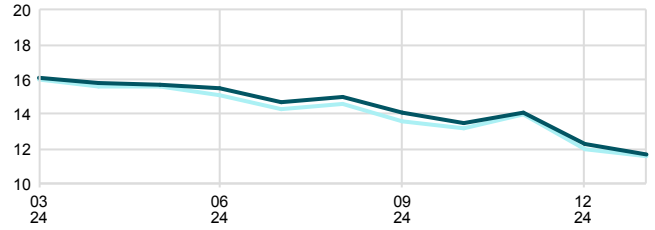
Time Period: 2022-03-31 to 2025-01-31



Standard Deviation

Time Period: 2024-03-31 to 2025-01-31

Rolling Window: 2 Years 1 Month shift

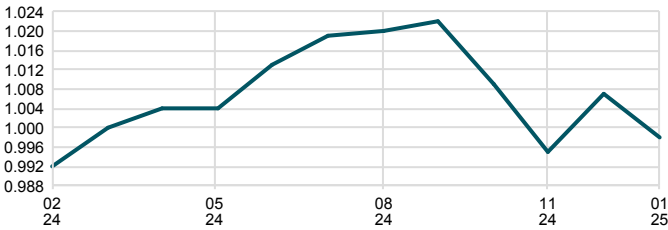


■ Storebrand USA Plus A SEK ■ Benchmark

Rolling Beta

Time Period: 2024-02-29 to 2025-01-31

Rolling Window: 2 Years 1 Month shift

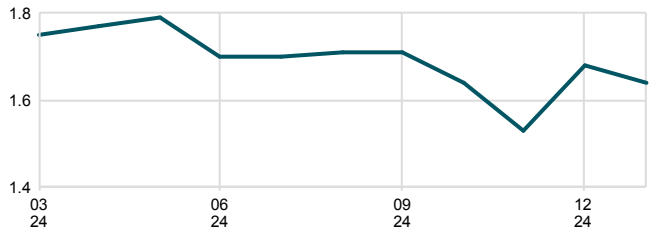


■ Storebrand USA Plus A SEK

Tracking Error

Time Period: 2024-03-31 to 2025-01-31

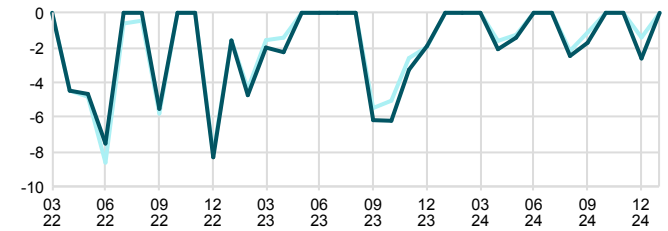
Rolling Window: 2 Years 1 Month shift



■ Storebrand USA Plus A SEK

Drawdown

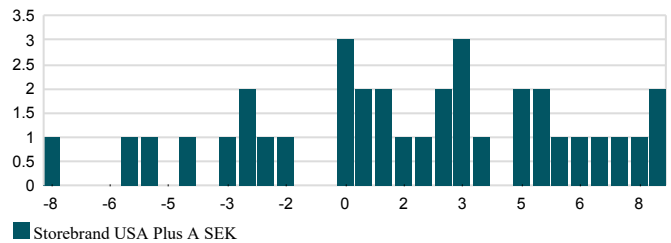
Time Period: 2022-03-31 to 2025-01-31



■ Storebrand USA Plus A SEK ■ Benchmark

Monthly Return Distribution

Time Period: 2022-03-31 to 2025-01-31



■ Storebrand USA Plus A SEK

Sector Attribution - Year To Date

	Portfolio			Benchmark			Analysis			
	Average Weight	Return	Contribution	Average Weight	Return	Contribution	Allocation	Selection	Currency Effect	Total Effect
Energy	0.0	0.0	0.0	3.4	2.2	0.1	0.0	0.0	0.0	0.0
Materials	2.2	3.7	0.1	2.1	5.7	0.1	0.0	0.0	0.0	0.0
Industrials	10.4	5.3	0.5	8.1	4.9	0.4	0.0	0.0	0.0	0.1
Consumer Discretionary	10.4	3.8	0.4	11.4	4.7	0.5	0.0	-0.1	0.0	-0.1
Consumer Staples	3.0	-0.7	0.0	5.3	2.1	0.1	0.0	-0.1	0.0	-0.1
Health Care	11.8	7.5	0.9	10.2	6.9	0.7	0.1	0.1	0.0	0.1
Financials	12.6	6.5	0.8	13.5	6.9	0.9	0.0	-0.1	0.0	-0.1
Information Technology	33.7	-2.0	-0.7	31.9	-2.3	-0.7	-0.1	0.1	0.0	0.0
Communication Services	10.5	8.7	0.9	9.6	9.1	0.9	0.1	0.0	0.0	0.0
Utilities	1.1	-1.9	0.0	2.2	3.0	0.1	0.0	-0.1	0.0	-0.1
Real Estate	4.0	4.7	0.2	2.1	1.9	0.0	0.0	0.1	0.0	0.1
Undefined	0.3	0.0	0.0	0.2	13.8	0.0	0.0	0.0	0.0	0.0