

# Fidelity Funds – US High Yield Fund 富達基金 – 美元高收益基金

30 April 2021 年4月30日

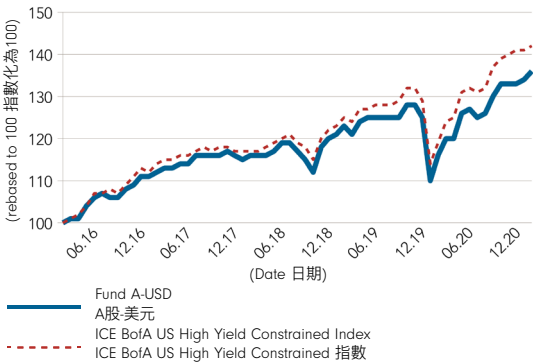
Bond 債券

- This fund invests primarily in high-yielding, lower quality securities of issuers in US.
  - The fund is subject to risk to capital and income, foreign currency risk, downgrading risk, credit/default risk, credit rating risk and valuation risk. The fund's investments are concentrated in a single or small number of countries which may be subject to greater market, political, policy, foreign exchange, liquidity, tax, legal, regulatory, economic and social risks of those countries. The value of bonds or other debt instruments will fluctuate depending on e.g. market interest rates, the credit quality of the issuer, the currency of the investment and liquidity considerations. In general, the prices of debt instruments rise when interest rates fall, whilst their prices fall when interest rates rise. The fund may invest in debt securities rated below investment grade or unrated securities which are subject to lower liquidity, higher volatility, heightened risk of default and loss of principal and interest than higher-rated/lower yielding debt securities. Although the fund will generally invest in income-producing securities, it is not guaranteed that all underlying investments will generate income. Higher yields generally mean that there will be increased potential for capital appreciation and / or depreciation for fixed income securities.
  - The fund may invest in instruments with loss-absorption features which are subject to greater capital risks, liquidity, valuation and sector concentration risk. The fund may invest in CoCos, which are highly complex and are of high risk. CoCos are a form of hybrid debt security with loss-absorption features that are intended to either convert into equity shares of the issuer or have their principal written down upon the occurrence of certain 'triggers'. The fund may also invest in senior non-preferred debts, which may be subject to write-down upon the occurrence of a trigger event and may result in total loss principal invested.
  - The fund's net derivative exposure may be up to 50% of its NAV, the use of derivatives may involve liquidity risk, counterparty credit risk, volatility risk, valuations risks and over-the-counter transaction risk, at times. Exposure to financial derivative instruments and its leverage element may lead to a high risk of significant loss by the fund.
  - Dividend of certain share classes, at the Board's discretion, may be paid out of capital and/or effectively out of capital amounts to a return or withdrawal of part of an investor's original investment or from any capital gains attributable to that original investment. Any such distributions may result in an immediate reduction of the NAV per share/unit.
  - Investors may suffer substantial loss of their investments in the fund. Investor should not invest in the fund solely based on the information provided in this document and should read the offering documents, including Product Key Facts (including the risk factors) for details.
- 本基金主要投資於在美國公司所發行的較高收益但質素較低之證券。
  - 基金可能涉及資本及收益的風險、外幣風險、評級下調風險、信貸/違約風險、信貸評級風險及估值風險。基金的投資集中於單一或少數國家，所承受的該等國家的市場、政治、政策、外匯、流動性、稅務、法律、監管、經濟和社會的較高風險。債券或其他債務工具的價值將受多項因素影響而波動，例如市場利率、發行機構的信貸質素、投資的計值貨幣及流動性等因素。一般情況下，當利率下調時，債務工具的價格將上升，而當利率上調時，其價格則下跌。基金可能投資於未達投資級別債務證券或未獲評級證券。與較高評級/收益率較低的債務證券比較，須承受較低流動性、較大波幅，以及較高的違約及損失本金和利息的風險。雖然基金一般將投資於收益性股票證券，但不保證所有相關投資均能締造收益。收益較高一般意味著定息證券的資本增值及/或贬值潛力將減少增加。
  - 基金可投資於具有損失吸收特點的投資工具而須承受較大的資本風險、流動性、估值和集中行業投資風險。基金可投資於CoCos，有關證券高度複雜，而且風險高。CoCos是一種具有損失吸收特點的混合債務證券，旨在於一旦發生若干「觸發事件」，把證券轉換為發行機構股份，或撇減其本金。基金亦可投資於主理位非優先受償債務，可能面對撇減，這可能會導致完全失去所投資的本金。
  - 基金的衍生工具風險承擔淨額最高為其資產淨值的50%。偶爾使用衍生工具可能會引發流動性風險、交易對手信貸風險、波幅風險、估值風險及場外交易市場交易風險。投資於金融衍生工具及其槓桿元素可能導致基金須承受錄得重大損失的高風險。
  - 若干股份類別的股息在董事會酌情決定下可能從資本中及/或實際上從資本中撥付股息即代表投資者獲付還或提取原有投資本金的部份金額，或從原有投資應佔的任何資本收益中獲付還或提取金額。任何該等分派可能導致每股/每單位資產淨值即時減少。
  - 您在本基金的投資有可能大幅虧損。投資者應該參閱基金之銷售文件，包括產品資料概要(包括風險因素)，而不應只根據這文件內的資料而作出投資。

## Fund Details 基金資料

Fund Manager 基金經理	Harley J Lank Alexandre Karam
Reference Currency 報價貨幣	USD 美元
Fund Size 基金資產值	US\$4,436m (百萬美元)
Max. Sales Charge 最高認購費	3.5%
Annual Management Fee 每年管理費	1.00%
Min. Subscription 最低認購金額	USD2,500 or HKD eqv 2,500美元或港元等值
Fidelity Fund Code 富達基金代號	1012

## Fund Performance 基金表現



## Top 10 Holdings 10大公司或債券持倉 (%)

	Fund 基金	Index 指數
SPRINT CAP CORP 8.75% 3/15/32	1.22	0.19
ALLY FINANCIAL INC 8% 11/01/31	1.13	0.00
SPRINT NEXTEL 6% 11/15/22	1.01	0.16
CCO HLDGS/CAP 5.125% 5/27 144	0.86	0.22
CITIGROUP 5.35% PERP	0.77	0.00
INTERGEN NV 7.0% 06/30/23 144A	0.76	0.03
C&W SR FIN 6.875% 9/15/27 144A	0.75	0.08
ALLY (GLOBAL) 8.00 01/11/31	0.73	0.00
BANK OF AMERICA 5.86%/VAR PERP	0.73	0.00
PG&E 4.55% 07/01/30	0.72	0.00

## Top 5 Issuers 五大持有量最高之發行商 (%)

(S) Sprint Communications	2.80	1.28
(CHTR) Cco Hldgs Llc/Cap Corp	2.52	1.61
(ALLY) Ally Financial Inc	2.08	0.08
(OXY) Occidental Petroleum Cor	1.95	2.00
(PCG) Pg&E Corp	1.93	0.14

## Summary of Investment Objective 投資目標摘要

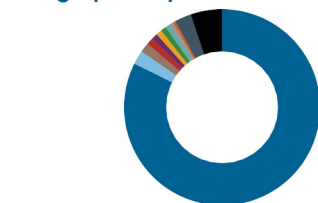
The fund is a Bond fund and seeks a high level of current income and capital appreciation by investing primarily (i.e. at least 70% of the fund's assets) in high-yielding, lower quality securities of issuers that have their principal business activities in the US. (Please refer to the offering document for Investment Objective of the fund)  
 本基金是一項債券基金，透過主要(即基金資產的最少70%)投資於在美國進行主要業務活動的公司所發行的較高收益但質素較低之證券，以取得高水平的流動性收益及資本增值。(關於基金的投資目標詳情請參閱基金章程)

## Cumulative Performance 累積表現 (%)

	YTD 年初至今	3 mth 3個月	6 mth 6個月	1 yr 1年	3 yr 3年	5 yr 5年	Since Launch 自推出以來
A-USD A股-美元	2.3	2.1	8.0	17.1	16.9	35.6	247.4
A-MDIST-USD A股-每月派息-美元	2.3	2.1	8.0	17.0	16.9	35.6	211.2
A-ACC-USD A股-累積-美元	2.3	2.1	8.0	17.1	17.0	35.6	66.7
A-MINCOME(G)-USD A股-每月特色派息(G)-美元	2.3	2.1	8.0	17.1	16.9	35.6	45.4
Index 指數	2.0	1.6	8.1	20.0	21.3	42.3	318.8

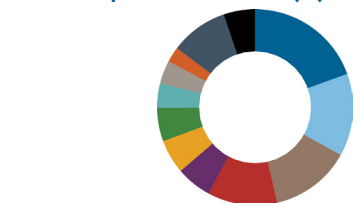
Source: Fidelity, NAV-NAV basis, in respective currencies with dividends re-invested. Index performance (if any) is calculated in the currency of the first share class listed in the table.  
 資料來源：富達，以資產淨值及各自貨幣計算，並假設股息盈利再作投資。指數表現(如有)以表內列示第一項股份類別之貨幣計算。

## Geographic Exposure 地區分佈 (%)



Region	Fund 基金	Index 指數
United States 美國	82.34	88.22
Canada 加拿大	2.32	3.61
Netherlands 荷蘭	1.58	0.68
France 法國	1.16	1.08
Luxembourg 盧森堡	0.96	0.85
Zambia 贊比亞	0.94	0.00
Panama 巴拿馬	0.92	0.12
United Kingdom 英國	0.79	1.60
Switzerland 瑞士	0.63	0.02
Ireland 愛爾蘭	0.44	0.12
Others 其他	2.73	3.70
Cash 現金	5.19	0.00

## Sector Exposure 行業分佈 (%)



Sector	Fund 基金	Index 指數
Communications 通訊	19.47	16.69
Consumer Cyclical 週期性消費品	13.63	18.13
Energy 能源	13.28	13.15
Consumer Non Cyclical 非週期性消費品	11.51	13.57
Basic Industry 基本工業	5.86	5.63
Capital Goods 資本財貨	5.62	8.86
Utility 公用事業	5.54	3.02
Banks & Brokers 銀行及經紀商	4.06	2.26
Technology 科技	3.79	6.54
Other Financials 其他金融	2.56	3.09
Others 其他	9.49	9.06
Cash 現金	5.19	0.00

# Fidelity Funds – US High Yield Fund 富達基金 – 美元高收益基金

30 April 2021 年4月30日

## Measures † 衡量指標

	Fund 基金	Index 指數
Annualised Volatility (3 years) 年度化波幅(3年)%	9.78	9.46
Beta (3 years) 貝他係數(3年)	1.02	-
Sharpe Ratio (3 years) 夏普比率(3年)	0.40	0.55
Yield to Maturity 到期收益率%	4.57	4.83
Running Yield 現時收益率%	5.15	5.63
Effective Duration 有效存續期	3.3	3.6
Average Credit Rating (Linear) 平均信用評級 (線性)	BB-	B+
Asset Type - Investment grade credit (ex-treasury) 資產類型- 投資級別 (國庫券除外)%	6.05	0.82
Asset Type - High yield bond (%) 資產類別-高收益債券 (%)	84.71	99.13

## Index 指數

Market Index: ICE BofA US High Yield Constrained Index

ICE BofA US High Yield Constrained 指數

The index has been renamed from ICE BofAML US High Yield Constrained Index to ICE BofA US High Yield Constrained Index with effective from 1 Jan 2020. Prior to 31 Dec 05, the index was ML US High Yield Master II Index.

由2020年1月1日起，指數已由ICE 美銀美林美元高收益限制指數改名為ICE BofA US High Yield Constrained 指數。2005年12月31日以前為美林美國總高收益II指數為比較指數。

Index is for comparative purpose only.

指數只用作為比較用途。

## Dividend 派息

Share Class 股份類別	Dividend per Unit 每單位 派息	Annualised distributions# 年度化分派率 (%)	Ex-Dividend Date 除息日
A-USD A股-美元	-	-	-
A-MDIST-USD A股-每月派息-美元	0.0434	4.64	01.04.21
A-ACC-USD A股-累積-美元	-	-	-
A-MINCOME(G)-USD A股-每月特色派息(G)-美元	0.0435	5.97	01.04.21

(#) Annualised distributions = [(1+dividend per share/ex-dividend NAV)\*distribution frequency]-1. Annualised distributions are for indicative purpose only, which may be higher or lower than the actual annual dividend distributions. Dividend rate of the fund does not represent the return of the fund, and past dividend rate does not represent future dividend rate. Distribution amount is not guaranteed. Please see [www.fidelity.com.hk](http://www.fidelity.com.hk) for full details of dividend information of all applicable share classes. 年度化分派率 = [(1+每股股息/除息日資產淨值)^每年派息次數]-1。年度化分派率僅供說明用途，其可能高於或低於實際全年股息分派率。基金的股息率並不代表基金的回報，過去的股息率亦不代表將來的股息率。派息金額並不獲保證。請瀏覽 [www.fidelity.com.hk](http://www.fidelity.com.hk) 參閱所有相關股份類別的派息資料。

## Share Class Details & Codes 股份類別資料及代碼

Share Class 股份類別	Launch Date 推出日期	NAV 單位資產淨值	Bloomberg Ticker 彭博代碼	ISIN 基金代碼
A-USD A股-美元	05.09.01	12.44	FIDUSHB LX	LU0132282301
A-MDIST-USD A股-每月派息-美元	09.06.03	11.56	FFEUBAM LX	LU0168057262
A-ACC-USD A股-累積-美元	06.04.11	16.67	FFUHYAA LX	LU0605520377
A-MINCOME(G)-USD A股-每月特色派息(G)-美元	18.06.13	9.08	FFUAMDU LX	LU0937948932
A-ACC-EUR A股-累積-歐元	25.09.06	25.24	FUHYAEA LX	LU0261953904
A-MINCOME-HKD A股-每月特色派息-港元	18.08.10	11.12	FUSHYAH LX	LU0532245395
A-MINCOME-USD A股-每月特色派息-美元	18.08.10	11.14	FUSHYAU LX	LU0532245122
A-ACC-EUR (H) A股-累積-歐元(對沖)	18.05.11	14.42	FFUHYEH LX	LU0337581549
A-MDIST-AUD (H) A股-每月派息-澳元(對沖)	18.09.13	10.75	FFUHYAM LX	LU0963542310

A: distributing share class. A-ACC: accumulating share class. A-ACC(H): accumulating hedged share class. A-MDIST: monthly distributing share class, available to selected intermediaries only. A-MDIST(H): monthly distributing hedged share class. A-MINCOME(G): monthly gross income share class. A-MINCOME: monthly income share class. Distribution amount not guaranteed.

A股: 派息股份類別。A股-累積: 累積股份類別。A股-累積(對沖): 累積(對沖)股份類別。A股-每月派息: 每月派息股份類別，只可透過指定的中介人認購。A股-每月派息(H): 每月派息(對沖)股份類別。A股-每月特色派息(G): 每月總收益特色派息股份類別。A股-每月特色派息: 每月特色派息股份類別。派息金額並不獲保證。

## Calendar Year Performance 曆年表現 (%)

	2016	2017	2018	2019	2020
A-USD A股-美元	13.5	7.9	-3.9	14.6	3.4
A-MDIST-USD A股-每月派息-美元	13.5	7.9	-3.9	14.5	3.4
A-ACC-USD A股-累積-美元	13.5	7.9	-3.9	14.5	3.4
A-MINCOME(G)-USD A股-每月特色派息(G)-美元	13.5	7.9	-3.9	14.5	3.4
Index 指數	17.5	7.5	-2.3	14.4	6.1

Source: Fidelity, NAV-NAV basis, in respective currencies with dividends re-invested. Index performance (if any) is calculated in the currency of the first share class listed in the table.

資料來源: 富達，以資產淨值及各自貨幣計算，並假設股息盈利再作投資。指數表現 (如有) 以表內列示第一項股份類別之貨幣計算。

## Credit Rating Exposure 信用評級分佈 (%)

	Fund 基金	Index 指數
AAA/Aaa	0.00	0.00
AA/Aa	0.00	0.00
A	0.00	0.00
BBB/Baa	6.05	0.82
BB/Ba	40.17	52.11
B	32.57	33.82
CCC and Below	11.97	13.24
Other 其他	4.05	0.01
Cash 現金	5.19	0.00
Total 總和	100.00	100.00

Other includes bonds that are not rated, interest rate derivatives, FX / derivative P&L, and rounding adjustment. 其他包括沒有評級的債券、利率衍生工具、外匯/衍生工具損益及四捨五入調整。

## Currency Exposure 貨幣投資分佈 (%)

	Fund 基金	Index 指數
USD	100.00	100.00
EUR	0.00	0.00
JPY	0.00	0.00
GBP	0.00	0.00
CAD	0.00	0.00
Total 總和	100.00	100.00

Annual report  
年度報告



Semi-annual report  
半年度報告



Prospectus  
認購章程



Product Key Facts  
產品資料概要



Top issuers table: credit derivatives relating to any specific issuer are included, but derivatives relating to government bonds and to bond indices are excluded. Geographic exposure basis is domicile of issuer. Running Yield describes the income investors get from their portfolio as a percentage of market value of the securities and does not include the impact of fees. Effective Duration takes into account all investments in the fund, including derivatives. Average Credit Rating takes into account all investments in the fund, including derivatives. The weight assigned to each issue is equal to its market value weight. The credit rating table excludes derivatives. Currency exposure is after hedging. 持有量最高之發行商: 當中包括特定發行商的信貸衍生工具，但並不包括與政府債券及債券指數相關的衍生工具。平均信用評級分佈涵蓋基金中的所有投資(包括衍生工具)，並以各自市值作為比重計算。地區分佈根據發行商的註冊地分類。現時收益率為投資者所得收入與其投資組合市值之百分比比較。現時收益率並未反映收費之影響。有效存續期涵蓋基金中的所有投資(包括衍生工具)。平均信用評級分佈涵蓋基金中的所有投資(包括衍生工具)，並以各自市值作為比重計算。信用評級分佈並不包括衍生工具。貨幣投資分佈以對沖後的貨幣作準。

(†) Volatility measures are not calculated for funds which are less than 3 years old. 成立不足三年的基金之波幅不會被計算。△ Fidelity Funds - US High Yield Fund A-USD. The Refinitiv Lipper Fund Awards are based on the Lipper Leader for Consistent Return rating, which is a risk-adjusted performance measure calculated over 36, 60 and 120 months. Lipper Leaders fund ratings do not constitute and are not intended to constitute investment advice or an offer to sell or the solicitation of an offer to buy any security of any entity in any jurisdiction. For more information, see [lipperfundawards.com](http://lipperfundawards.com). Refinitiv Lipper Fund Awards, ©2020 Refinitiv. All rights reserved. Used under license. 富達基金 - 美元高收益基金A類別股份-美元。Refinitiv 理柏基金年獎是以理柏評級中的穩定回報評級為基礎，該評級系統量度36、60和120個月經風險調整後的回報表現。理柏基金評級不構成也不意旨任何投資建議，出售要約或邀請要約購買任何管轄區中實體有價證券。詳情請瀏覽 [lipperfundawards.com](http://lipperfundawards.com)。理柏基金年獎，©2020 Refinitiv。版權所有，經許可才能使用。

This material is issued by FIL Investment Management (Hong Kong) Limited and it has not been reviewed by the Securities and Futures Commission ("SFC"). Investors are reminded of concentration risks and volatility associated with sector funds. Investment involves risks. Past performance is not indicative of future performance. Please refer to the Fidelity Prospectus for Hong Kong Investors and Product Key Facts for further details (including the risk factors). If investment returns are not denominated in HKD or USD, US/HK dollar-based investors will be exposed to exchange rate fluctuations. Fidelity, Fidelity International, the Fidelity International logo and F symbol are trademarks of FIL Limited.

本文件由富達基金(香港)有限公司發行。本文件未經證券及期貨事務監察委員會審核。投資者應注意行業投資所帶來的風險。投資涉及風險。基金過去的表现並不表示將來亦會有類似的業績，詳情請細閱富達香港投資者認購章程及產品資料概要(包括風險因素)。若投資收益並非以港元或美元計算，以美元/港元作出投資的投資者需承受匯率波動的風險。「富達」、Fidelity、Fidelity International、Fidelity International 標誌及F標記均為FIL Limited的商標。