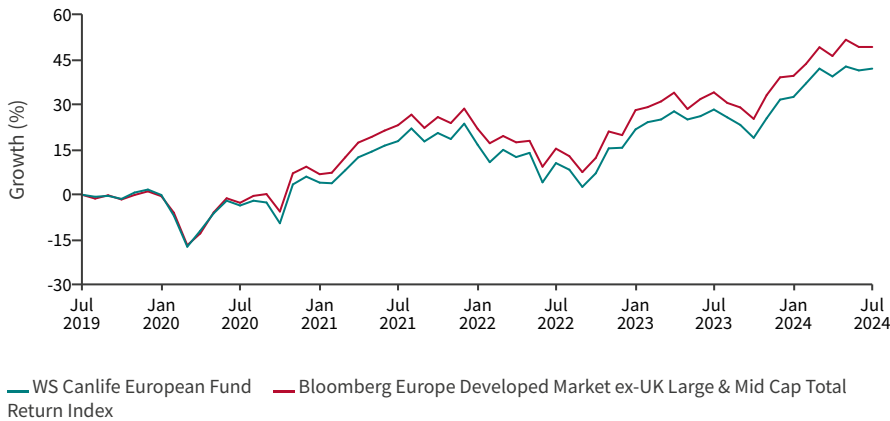


**About the fund**

The Fund aims to achieve capital growth over any five-year period, after all costs and charges have been taken. The Fund's comparator benchmark is the Bloomberg Europe Developed Market ex-UK Large & Mid Cap Total Return Index.

**Fund performance**

5 Years or since inception for funds with less than 5 years performance.



**Cumulative performance**

To 31/07/24 (%)

	1 month	3 months	1 year	3 years	5 years
<b>Fund</b>	0.47	1.87	10.65	20.51	41.94
<b>Comparator Benchmark</b>	-0.02	2.07	11.26	7.98	19.79

**Discrete year performance**

To 30/06/24 (%)

	30/06/2023 30/06/2024	30/06/2022 30/06/2023	30/06/2021 30/06/2022	30/06/2020 30/06/2021	30/06/2019 30/06/2020
<b>Fund</b>	12.05	21.12	-10.53	18.69	-0.97
<b>Comparator Benchmark</b>	-	-	-9.89	22.75	0.68

**Share class information**

Share Class	ISIN	SEDOL	OCF	AMC	Minimum Initial	Minimum top up*
<b>C Acc</b>	GB00BKRC1492	BKRC149	<b>0.89%</b> <sup>1</sup>	0.75%	£500	£500

1 - The fund incurs transaction costs as a necessary part of buying and selling underlying investments in order to achieve the investment objective. The Ongoing Charges Figure for regulated funds does not include these costs. Details of these costs and how they are incurred are available upon request.

\*Minimum investments only apply when investing directly through the Authorised Corporate Director

**Fund facts**

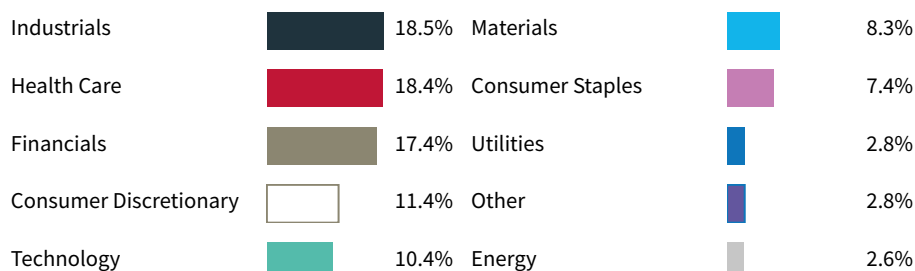
Launch date	09/05/1987
Name of fund manager	Mike Willans
Name of fund manager	Rino Shala
Fund size	£62.2m
Number of holdings	59
Legal structure	Open Ended Investment Company
Dealing frequency	Daily (Midday)
Ex-dividend date	16th Feb and 16th Aug
Distribution date	15th Apr and 15th Oct
Base currency	GBP
Benchmark	Bloomberg Europe Developed Market ex-UK Large & Mid Cap Total Return Index
Sector	IA Europe Excluding UK
Authorised Corporate Director	Wystone Management (UK) Ltd, authorised and regulated by the FCA

**Fund statistics**

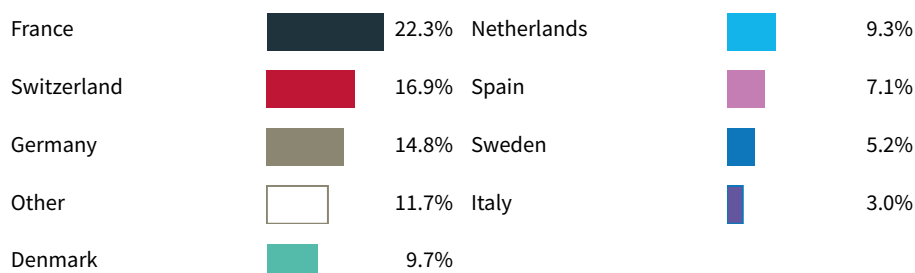
	3 years
Standard Deviation	12.99
Sharpe Ratio	0.32
Alpha	-0.08
Beta	0.99
Tracking Error	2.99
Information Ratio	-0.05

Statistical calculations are annualised and based on last 36 months total return performance against the fund benchmark. Source Data: Morningstar

## Sector breakdown



## Regional breakdown



## Top 10 holdings

Novo Nordisk A/S-B	6.5%
ASML	5.7%
Roche Holding Ag-Genusschein	4.2%
Nestle Sa-Reg	4.0%
Sap Se	3.6%
Lvmh Moet Hennessy Louis Vui	3.3%
Iberdrola Sa	2.8%
Schneider Electric Se	2.4%
Allianz	2.3%
DSV	2.2%

## Ratings



## Risk warning

**Due to the underlying assets held, the price of the fund is classed as having above average to high volatility as at 20 February 2023.**

This document is issued for information only by Canada Life Asset Management. This document is intended to be used as a sales aid and does not constitute a direct offer to anyone, or a solicitation by anyone, to subscribe for shares or buy units in fund(s). Subscription for shares and buying units in the fund(s) must only be made on the basis of the latest Prospectus and the Key Investor Information Document (KIID) available at [www.canadalifeassetmanagement.co.uk](http://www.canadalifeassetmanagement.co.uk). No guarantee, warranty or representation (express or implied) is given as to the document's accuracy or completeness. Data Source - © 2023 Morningstar, Inc. All Rights Reserved. The information contained herein: (1) is proprietary to Morningstar and/or its content providers; (2) may not be copied or distributed; and (3) is not warranted to be accurate, complete or timely. Neither Morningstar nor its content providers are responsible for any damages or losses arising from any use of this information. The comparator benchmark assists investors with evaluating the fund's performance against European returns. This benchmark has been chosen as it is believed to be appropriate given the fund's investment objective and policy. For full details of the fund's risks, please see the latest prospectus and the Key Investor Information Document (KIID). Other share classes are available.