

BlackRock Asia Pacific Equity Income Fund A2 USD

SEPTEMBER 2020 FACTSHEET

Performance, Top Holdings, Portfolio Breakdowns and Characteristics, and Net Assets as at 30-Sep-2020. All other data as at 08-Oct-2020.

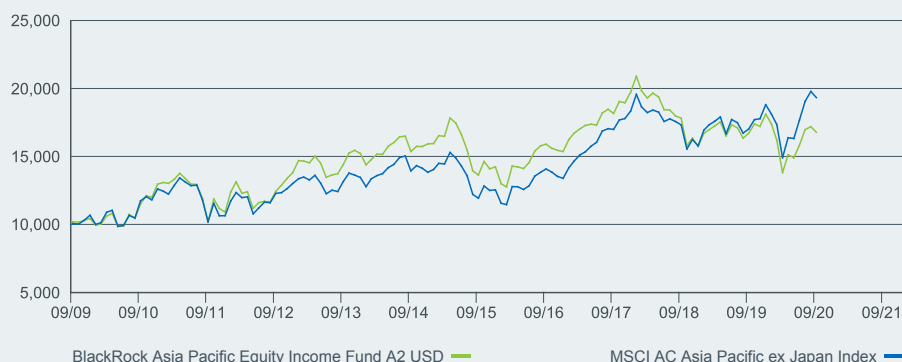
IMPORTANT:

- The Fund's investments in equities could incur significant losses due to higher fluctuation of equity values. The Fund's income-generating investment strategy may reduce the potential for capital growth and future income of the Fund. The Fund invests in certain emerging markets and may be subject to political, tax, economic, social and foreign exchange risks.
- The Fund is subject to currency risk, foreign investments restrictions risk, geographical concentration risk in Asia Pacific region excluding Japan, smaller companies' volatility and liquidity risks and currency conversion risk including Renminbi denominated Classes.
- Class 4(G)** and **Class 5(G)** Shares pay dividends gross of expenses. **Class 6 Shares** pay dividends gross of expenses and/or from capital at the Directors' discretion. **Class 8 Shares** pay dividends gross of expenses and/or from capital at the Directors' discretion and include interest rate differentials arising from share class currency hedging. Negative interest rate differentials may decrease the dividends paid. Paying dividends gross of expenses may result in more income being available for distribution; however these shares may effectively pay dividends from capital – may amount to a partial return or withdrawal of an investor's original investment or capital gains. All declared dividends result in an immediate reduction in the NAV price of the share class on the ex-dividend date.
- The Fund may use derivatives for hedging and for investment purposes. However, usage for investment purposes will not be extensive. The Fund may suffer losses from its derivatives usage.
- The value of the Fund can be volatile and can go down substantially within a short period of time. It is possible that a certain amount of your investment could be lost.
- Investors should not make investment decisions based on this document alone. Investors should refer to the Prospectus and Key Facts Statement for details including risk factors.

INVESTMENT OBJECTIVE

The Asia Pacific Equity Income Fund seeks an above average income from its equity investments without sacrificing long term capital growth. The Fund invests at least 70% of its total assets in equity securities of companies domiciled in, or exercising the predominant part of their economic activity in, the Asia Pacific region excluding Japan.

GROWTH OF 10,000 SINCE LAUNCH



These figures show as a NAV change of the Fund based on a hypothetical 10,000 investment in the share class.

CUMULATIVE PERFORMANCE (%)


	3 mths	6 mths	YTD	1 Year	2 Years	3 Years	5 Years	Since Launch
Share Class	6.07	21.43	-7.40	0.42	-5.84	-7.65	23.04	67.70
Benchmark	9.45	29.61	2.77	13.59	11.58	13.76	62.09	93.28

CALENDAR YEAR PERFORMANCE (%)

	2019	2018	2017	2016	2015
Share Class	15.13	-20.27	28.45	7.94	-10.62
Benchmark	19.16	-13.92	36.99	6.75	-9.37

Share class performance is calculated on a Net Asset Value (NAV) basis, with income reinvested, net of fees. Performance is calculated in the relevant share class currency, including ongoing charges and taxes and excluding subscription and redemption fees, if applicable. Benchmark performance displayed in denominated currency and for comparative purpose only. Source: BlackRock. **Past performance is not a guide to future performance and should not be the sole factor of consideration when selecting a product.** Investors may not get back the full amount invested.

RATINGS



Morningstar, Inc. All Rights Reserved.

KEY FACTS

Asset Class	Equity Income
Morningstar Category	Asia-Pacific ex-Japan Equity Income
Inception Date	18-Sep-2009
Share Class Launch Date	18-Sep-2009
Fund Base Currency	USD
Share Class Currency	USD
Fund Size (mil)	226.34 USD
Benchmark	MSCI AC Asia Pacific ex Japan Index
Domicile	Luxembourg
Fund Type	UCITS
ISIN	LU0414403419
Bloomberg Index Ticker	BGFAPA2
Distribution Frequency	Non-Distributing

PORTFOLIO MANAGERS

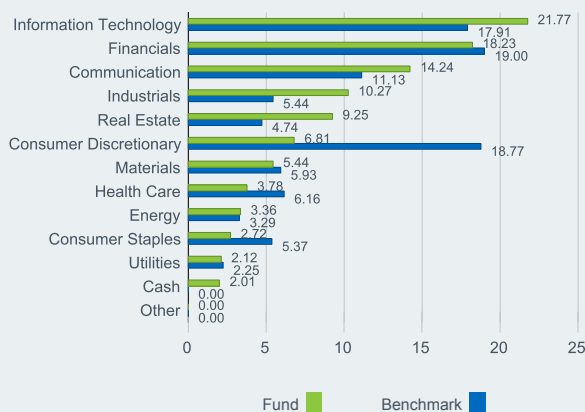
Sidharth Mahapatra
Stephen Andrews

TOP HOLDINGS (%)

TAIWAN SEMICONDUCTOR MANUFACTURING CO LTD	7.71
SAMSUNG ELECTRONICS CO LTD	7.53
TENCENT HOLDINGS LTD	6.74
BLACKROCK PREMIER FUNDS - BLACKROCK CHINA A-SHARES FUND	2.61
CHINA RESOURCES LAND LTD	2.29
HON HAI PRECISION INDUSTRY CO LTD	2.10
ANHUI CONCH CEMENT CO LTD	2.04
UNITED OVERSEAS BANK LTD	2.04
JIANGSU EXPRESSWAY CO LTD	1.92
PETRONET LNG LTD	1.85
Total	36.83

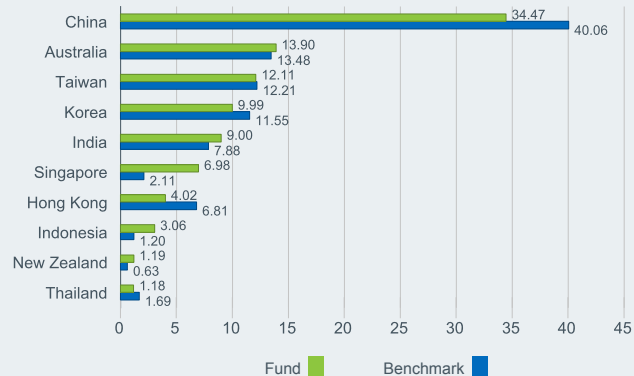
Holdings subject to change.

SECTOR BREAKDOWN (%)



Negative weightings may result from specific circumstances (including timing differences between trade and settlement dates of securities purchased by the funds) and/or the use of certain financial instruments, including derivatives, which may be used to gain or reduce market exposure and/or risk management. Allocations are subject to change. Due to rounding, the total may not be equal to 100 %.

GEOGRAPHIC BREAKDOWN (%)



Geographic exposure relates principally to the domicile of the issuers of the securities held in the product, added together and then expressed as a percentage of the product's total holdings. However, in some instances it can reflect the geography where the issuer of the securities carries out much of their business. "Others" excluded from the chart above.

PORTFOLIO CHARACTERISTICS

Weighted Average Market Capitalisation (millions)	119,465.28 USD
Price to Earnings Ratio	14.55x
Price to Book Ratio	1.66x

FEES AND CHARGES

Max Initial Charge	5.00%
Management Fee (incl. Distribution Fee, if any)	1.50%
Performance Fee	0.00%

For Fee details, please refer to the Fund Prospectus.



+852 3903 2688



clientservice.asiapac@blackrock.com



www.blackrock.com/hk

Prior to 20 August 2020, the Fund was managed by Stephen Andrews and Alethea Leung. Prior to 01 May 2019, the Fund was managed by Oisín Crawley and Alethea Leung. Prior to 01 June 2018 the Fund was managed by Oisín Crawley and Chris Hall. The Fund changed its investment policy and objective in 2017. Prior to this performance of the Fund was achieved under circumstances that no longer apply. Prior to 30 June 2015 the Fund was managed by Oisín Crawley and Andrew Swan. Prior to 2 July 2014 the Fund was managed by Joshua Crabb.

Sources: BlackRock and Morningstar. Performance is shown as of the month end in share class currency on a NAV to NAV price basis with income reinvested, net of fees. The above Fund data is for information only and does not constitute an offer or invitation to anyone to invest in any BlackRock Global Funds (BGF) and has not been prepared in connection with any such offer. The Funds mentioned in this document are Funds of BlackRock Global Funds. BGF is an open-ended investment company established in Luxembourg which is available for sale in certain jurisdictions only. BGF is not available for sale in the U.S. or to U.S. persons. Product information concerning BGF should not be published in the U.S. Investment involves risk. Past performance is not necessarily a guide to future performance or returns. The value of investments and the income from them can fluctuate and is not guaranteed. Rates of exchange may cause the value of investments to go up or down. Investors may not get back the amount they invest. Individual stock price/figure does not represent the return of the Fund. The investment returns are denominated in share class dealing currency, which may be a foreign currency. If so, US/HK dollar-based investors are therefore exposed to fluctuations in the US/HK dollar/foreign currency exchange rate. For Hong Kong investors, please refer to the BGF Prospectus for details, including risk factors. Issued by BlackRock Asset Management North Asia Limited. This material and the BlackRock website (www.blackrock.com/hk) have not been reviewed by the Securities and Futures Commission of Hong Kong. BlackRock is a registered trademark of BlackRock, Inc. © 2020 BlackRock, Inc. All Rights Reserved. All other trademarks are those of their respective owners.

BLACKROCK®
貝萊德