

Allianz Global Hi-Tech Growth

Allianz Global Investors Fund
A



- The Fund is exposed to significant risks of investment/general market, concentration, emerging market, company-specific, liquidity and currency.
- The Fund may invest in financial derivative instruments ("FDI") which may expose to higher leverage, counterparty, liquidity, valuation, volatility, market and over the counter transaction risks. The Fund's net derivative exposure may be up to 50% of the Fund's net asset value.
- This investment may involve risks that could result in loss of part or entire amount of investors' investment.
- In making investment decisions, investors should not rely solely on this material.
- **Note:** Dividend payments may, at the sole discretion of the Investment Manager, be made out of the Fund's capital or effectively out of the Fund's capital which represents a return or withdrawal of part of the amount investors originally invested and/or capital gains attributable to the original investment. This may result in an immediate decrease in the NAV per share and the capital of the Fund available for investment in the future and capital growth may be reduced, in particular for hedged share classes for which the distribution amount and NAV of any hedged share classes (HSC) may be adversely affected by differences in the interests rates of the reference currency of the HSC and the base currency of the Fund.



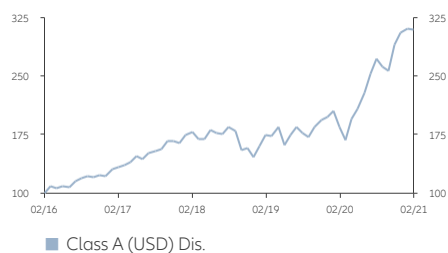
Overall Morningstar Rating™

Investment Objective

The Fund aims at long-term capital growth by investing in global equity markets with a focus on the information technology sector or on an industry which forms part of this sector.

Performance Overview

Indexed Performance over 5 Years (NAV-NAV)

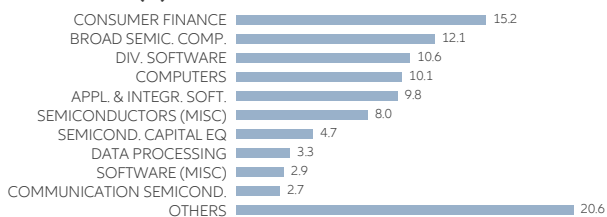


Cumulative Returns	Year to Date	1 Year	3 Years	5 Years	Since Inception
NAV-NAV (%)	1.20	67.60	74.28	209.80	410.59
Benchmark (%)	0.64	51.17	93.85	244.92	688.80


Calendar Year Returns	2020	2019	2018	2017	2016
NAV-NAV (%)	54.90	35.90	-11.48	34.97	2.92
Benchmark (%)	43.78	47.55	-2.60	38.23	11.45

Portfolio Analysis

Sector Allocation (%)



Country/Location Allocation (%)



Top 10 Holdings (Country/Location)	Sector	%
MICROSOFT CORP (US)	DIV. SOFTWARE	10.2
APPLE INC (US)	COMPUTERS	9.2
VISA INC (US)	CONSUMER FINANCE	5.2
MASTERCARD INC (US)	CONSUMER FINANCE	5.0
AMPHENOL CORP NEW (US)	SEMICONDUCTORS (MISC)	4.4
PAYPAL HLDGS INC (US)	CONSUMER FINANCE	3.9
INTUIT (US)	APPL. & INTEGR. SOFT.	3.8
BROADCOM INC (US)	BROAD SEMIC. COMP.	3.3
ASML HOLDING NV (NL)	SEMICOND. CAPITAL EQ	2.5
SAP SE (DE)	APPL. & INTEGR. SOFT.	2.3
Total		49.8

Dividend History ²	Dividend / Share	Annualised Dividend Yield ³	Ex-Dividend Date
Class A (USD) Dis.	USD 0.01500	0.03%	15/12/2020
	USD 0.08000	0.28%	16/12/2019
	USD 0.00000	0.00%	17/12/2018
	USD 0.00000	0.00%	15/12/2017
	USD 0.00000	0.00%	15/12/2016
	USD 0.00000	0.00%	15/12/2015



+852 2238 8000
hk.allianzgi.com

Scan QR code for fund documents

Fund Details

Share Class	Class A (USD) Dis.
Benchmark	MSCI World Information Technology Total Return (Net)
Fund Manager	Karen Hiatt
Fund Size ⁴	USD 374.38m
Number of Holdings	68
Base Currency	USD
Subscription Fee (Sales Charge)	Up to 5%
Management Fee (All-in-Fee ⁵)	2.05% p.a.
Total Expense Ratio ⁶	2.09%
Unit NAV	USD 46.51
Inception Date ⁷	05/09/1997
Dividend Frequency ²	Annually
ISIN Code	LU0348723411
Bloomberg Ticker	THODGHI LX

Source: All fund data quoted are Allianz Global Investors/IDS GmbH/Morningstar, as at 28/02/2021, unless stated otherwise.

On 09/12/2005, the assets of Dresdner RCM DIT Global Hi-Tech Growth Fund were transferred to Allianz Global Investors Selections RCM Global Hi-Tech Growth Fund ("Allianz GIS RCM Global Hi-Tech Growth Fund").

On 03/10/2008, the assets of Allianz GIS RCM Global Hi-Tech Growth Fund were merged into Allianz Global Investors Fund - Allianz Global Hi-Tech Growth (formerly named: Allianz RCM Global Hi-Tech Growth).

Fund performance is calculated on NAV to NAV basis in denominated currency of the respective share class with gross dividends re-invested.

- 1) Source: Morningstar, as at 31/01/2021. Copyright © 2021 Morningstar Asia Limited ("Morningstar"). All Rights Reserved. The information contained herein: (1) is proprietary to Morningstar and/or its content providers; (2) may not be copied or distributed; and (3) is not warranted to be accurate, complete or timely. Neither Morningstar nor its content providers are responsible for any damages or losses arising from any use of this information. Past performance is no guarantee of future results.
- 2) Dividend payments are applicable for Class A Dis (annual distribution) and for reference only. Yields are not guaranteed, dividend may be paid out from capital (Class A). This may result in an immediate decrease in the NAV per share and may reduce the capital available for the Fund for future investment and capital growth. Positive distribution yield does not imply positive return.
- 3) Annualised Dividend Yield = Dividend Per Share / Ex-Dividend Date NAV
- 4) The Fund Size quoted includes all share classes of the Fund.
- 5) The All-in-Fee includes the expenses previously called management and administration fees.
- 6) Total Expense Ratio (TER): Total cost (except transaction costs) charged to the Fund during the last financial year (as at 30/09/2020) expressed as a ratio of the Fund's average NAV. For share classes that have been incepted for less than one year as at close of the last financial year (please refer to the Inception Date in the Fund Details table), the TER will be annualised. For share classes incepted after the close of the last financial year, the TER will be reflected as N/A.
- 7) Inception Date means the very first date when the Fund commenced its operations (irrespective of any dates of restructuring/merging of assets thereafter).

Information herein is based on sources we believe to be accurate and reliable as at the date it was made. We reserve the right to revise any information herein at any time without notice. No offer or solicitation to buy or sell securities and no investment advice or recommendation is made herein. In making investment decisions, investors should not rely solely on this material but should seek independent professional advice.

Investment involves risks, in particular, risks associated with investment in emerging and less developed markets. Past performance is not indicative of future performance. Investors should read the offering documents for further details, including the risk factors, before investing. This material and website have not been reviewed by the Securities and Futures Commission of Hong Kong. Issued by Allianz Global Investors Asia Pacific Limited.

Allianz Global Investors Asia Pacific Limited (27/F, ICBC Tower, 3 Garden Road, Central, Hong Kong) is the Hong Kong Representative and is regulated by the Securities and Futures Commission of Hong Kong. (54/F, One Island East 18 Westlands Road, Quarry Bay, Hong Kong).