

Fidelity Funds – Global Focus Fund

富達基金 – 環球焦點基金

30 November 2020 年11月30日

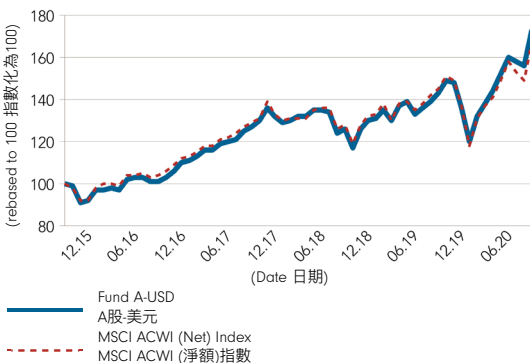
- This fund invests primarily in stocks across the world's stock markets.
- The fund is subject to equities risk, risk to capital and income, foreign currency risk, valuation risk and stock/issuer concentration risk.
- The fund's net derivative exposure may be up to 50% of its NAV, the use of derivatives may involve liquidity risk, counterparty credit risk, volatility risk, valuations risks and over-the-counter transaction risk, at times. Exposure to financial derivative instruments and its leverage element may lead to a high risk of significant loss by the fund.
- Investors may suffer substantial loss of their investments in the fund. Investor should not invest in the fund solely based on the information provided in this document and should read the offering documents, including Product Key Facts (including the risk factors) for details.

- 本基金主要投資於全球股票市場上的股票組合。
- 基金可能涉及股票風險、資本及收益的風險、外幣風險、估值風險及集中股票/發行機構投資風險。
- 基金的衍生工具風險承擔淨額最高為其資產淨值的50%。偶爾使用衍生工具可能會引發流動性風險、交易對手信貸風險、波幅風險、估值風險及場外交易市場交易風險。投資於金融衍生工具及其槓桿元素可能導致基金須承受獲得重大損失的高風險。
- 您在本基金的投資有可能大幅虧損。投資者應該參閱基金之銷售文件，包括產品資料概要(包括風險因素)，而不應只根據這文件內的資料而作出投資。

Fund Details 基金資料

Fund Manager 基金經理	Amit Lodha
Reference Currency 報價貨幣	USD 美元
Fund Size 基金資產值	US\$751m (百萬美元)
Max. Sales Charge 最高認購費	5.25%
Annual Management Fee 每年管理費	1.50%
Min. Subscription 最低認購金額	USD2,500 or HKD eqv 2,500美元或港元等值
Total No. of Positions 總持股數	114
Fidelity Fund Code 富達基金代號	1046

Fund Performance 基金表現



Top 10 Positions 十大持股 (%)

Company 公司	Sector 行業	Fund 基金	Index 指數
MICROSOFT CORP	Information Technology 資訊科技	2.2	2.7
AMAZON.COM INC	Consumer Discretionary 非必需消費品	1.9	2.4
UNITEDHEALTH GROUP INC	Health Care 健康護理	1.9	0.6
ALPHABET INC	Communication Services 通訊服務	1.9	1.9
APPLE INC	Information Technology 資訊科技	1.7	3.7
RWE AG	Utilities 公用事業	1.7	0.0
ERICSSON	Information Technology 資訊科技	1.4	0.1
SAMSUNG ELECTRONICS CO LTD	Information Technology 資訊科技	1.3	0.6
NETFLIX INC	Communication Services 通訊服務	1.3	0.4
NESTLE SA	Consumer Staples 主要消費品	1.3	0.6

About The Fund 基金概要

The fund is an Equity fund and aims to achieve long-term capital growth from a portfolio primarily (i.e. at least 70% of the fund's assets) invested in stocks across the world's stock markets. The income from the fund is expected to be low. (Please refer to the offering document for Investment Objective of the fund)

本基金是一項股票基金，旨在透過主要(即基金資產的最少70%)投資於全球股票市場上的股票組合，實現長線資本增長。基金的預期收益水平偏低。(關於基金的投資目標詳情請參閱基金章程)

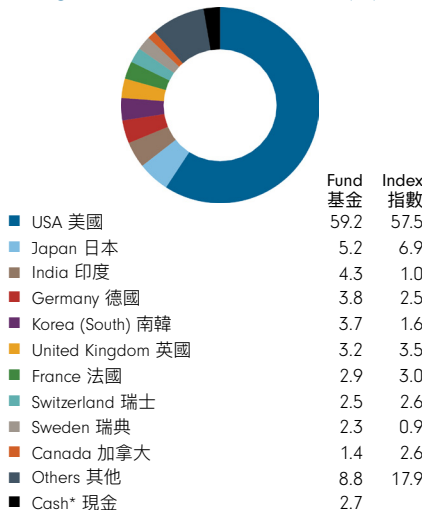
Cumulative Performance 累積表現 (%)

	YTD 年初至今	3 mth 3個月	6 mth 6個月	1 yr 1年	3 yr 3年	5 yr 5年	Since Launch 自推出以來
A-USD A股-美元	16.7	8.3	25.2	20.8	36.1	73.3	359.6
A-EUR A股-歐元	9.6	8.3	16.4	11.4	35.6	53.1	304.3
A-ACC-USD A股-累積-美元	16.6	8.3	25.2	20.7	36.1	-	81.0
A-ACC-EUR (H) A股-累積-歐元(對沖)	13.1	7.6	21.1	16.0	27.6	-	65.1
Index 指數	11.1	6.1	22.3	15.0	29.5	67.3	316.5

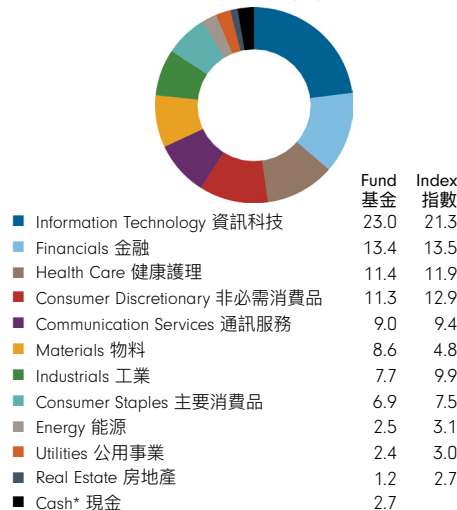
Source: Fidelity, NAV-NAV basis, in respective currencies with dividends re-invested. Index performance (if any) is calculated in the currency of the first share class listed in the table.

資料來源：富達，以資產淨值及各自貨幣計算，並假設股息盈利再作投資。指數表現(如有)以表內列示第一項股份類別之貨幣計算。

Geographic Exposure 地區分佈 (%)



Sector Exposure 行業分佈 (%)



Certain unclassified items (such as non-equity investments and index futures/options) are excluded. *Cash refers to any residual cash exposure that is not invested in shares or via derivatives. 部分未能分類的項目(如非股票投資及指數期貨/期權)未有包括在內。*現金指任何未被投資於股票或未透過衍生工具投資的剩餘現金部分。

Measures † 衡量指標

	Fund 基金	Index 指數
Annualised Volatility (3 years) 年度化波幅(3年)%	16.94	18.26
Beta (3 years) 貝他係數(3年)	0.92	-
Sharpe Ratio (3 years) 夏普比率(3年)	0.54	0.40
Price / earnings ratio (x) 市盈率 (倍)	36.2	28.2
Price / book ratio (x) 市賬率 (倍)	3.5	2.7
Active Money 主動投資比率(%)	80.4	-

Index 指數

Market Index: MSCI ACWI (Net) Index

MSCI ACWI (淨額)指數

Prior to 31 Jan 11, MSCI World (Net) Index.

2011年10月31日以前之指數為摩根士丹利世界(淨額)指數。

Index is for comparative purpose only.

指數只用作為比較用途。

Share Class Details & Codes 股份類別資料及代碼

Share Class 股份類別	Launch Date 推出日期	NAV 單位資產淨值	Bloomberg Ticker 彭博代碼	ISIN 基金代碼
A-USD A股-美元	14.01.03	91.69	FIDGFAU LX	LU0157215616
A-EUR A股-歐元	14.01.03	80.65	FIDGFAE LX	LU0157922724
A-ACC-USD A股-累積-美元	12.05.16	18.10	FFGFAAU LX	LU1366333091
A-ACC-EUR (H) A股-累積-歐元(對沖)	12.05.16	16.51	FFGFAEH LX	LU1366332952

A: distributing share class. A-ACC: accumulating share class. A-ACC(H): accumulating hedged share class.
A股: 派息股份類別。A股-累積: 累積股份類別。A股-累積(對沖): 累積(對沖)股份類別。

Calendar Year Performance 曆年表現 (%)

	2015	2016	2017	2018	2019
A-USD A股-美元	1.5	3.7	26.3	-10.2	27.3
A-EUR A股-歐元	13.2	6.7	10.9	-5.7	29.9
A-ACC-USD A股-累積-美元	-	-	26.4	-10.2	27.3
A-ACC-EUR (H) A股-累積-歐元(對沖)	-	-	20.4	-10.6	24.6
Index 指數	-2.4	7.9	24.0	-9.4	26.6

Source: Fidelity, NAV-NAV basis, in respective currencies with dividends re-invested. Index performance (if any) is calculated in the currency of the first share class listed in the table.

資料來源: 富達, 以資產淨值及各自貨幣計算, 並假設股息盈利再作投資。指數表現 (如有) 以表內列示第一項股份類別之貨幣計算。

Fund performance (A-ACC-USD) from launch date 12 May 16 to the launch year end was 7.4%. Fund performance (A-ACC-EUR(H)) from launch date 12 May 16 to the launch year end was 8.9%.

由2016年5月12日推出日至該年年底的基金成績(A股-累積-美元)為 7.4%。由2016年5月12日推出日至該年年底的基金成績(A股-累積-歐元(對沖))為 8.9%。

Annual report 年度報告



Semi-annual report 半年度報告



Prospectus 認購章程



Product Key Facts 產品資料概要



A position combines all equity investments (including derivatives) linked to an issuing company. Derivatives are included on an exposure basis so they reflect the equivalent underlying shares needed to generate the same return. Geographic and sector breakdown tables are calculated using the positions methodology. Active Money: This is the sum of the fund's overweight positions (including effective cash) when compared to the market index. 倉位指包括與發行公司相關的一切股權投資 (包括衍生工具)。衍生工具已按風險基準包括在內, 故其反映可產生相同回報所需的等額相關股份。地區分佈及行業分佈為根據此倉位方法計算。主動投資比率: 用以量度基金組合相對指數持重之持倉 (包括現金) 總和。

(†) Morningstar, Inc. All Rights Reserved. Morningstar Rating™ as of 30/11/2020 (if applicable). Morningstar 版權所有, 晨星星號評級數據截至30/11/2020 (如適用)。(‡) Volatility measures are not calculated for funds which are less than 3 years old. 成立不足三年的基金之波幅不會被計算。

This material is issued by FIL Investment Management (Hong Kong) Limited and it has not been reviewed by the Securities and Futures Commission ("SFC"). Investors are reminded of concentration risks and volatility associated with sector funds. Investment involves risks. Past performance is not indicative of future performance. Please refer to the Fidelity Prospectus for Hong Kong Investors and Product Key Facts for further details (including the risk factors). If investment returns are not denominated in HKD or USD, US/HK dollar-based investors will be exposed to exchange rate fluctuations. Fidelity, Fidelity International, the Fidelity International logo and F symbol are trademarks of FIL Limited.

本文件由富達基金(香港)有限公司發行。本文件未經證券及期貨事務監察委員會審核。投資者應注意行業投資所帶來的風險。投資涉及風險。基金過去的表现並不表示將來亦會有類似的業績。詳情請細閱富達香港投資者認購章程及產品資料概要(包括風險因素)。若投資收益並非以港元或美元計算, 以美元/港元作出投資的投資者需承受匯率波動的風險。「富達」、Fidelity、Fidelity International、Fidelity International 標誌及F標誌均為FIL Limited的商標。