

SPP High Yield Företagsobligation is an actively managed fixed-income fund which invest in Nordic corporate bonds with a low credit rating, High Yield, but can also invest in issuers outside the Nordic region and to a certain extent in corporate bonds with higher credit ratings (Investment Grade). The focus will be on the BB rating or equivalent and those that do not have an official rating, rather than B, which gives a relatively conservative credit risk. The fund follows our criteria for sustainable investments. This means that we do not invest in companies that contribute to the violation of human rights, corruption, harming the climate and environment, the production of landmines, cluster munitions, or nuclear weapons. In addition, the Fund also refrain from investing in companies whose turnover is more than 5 percent from production/distribution from: fossil fuels, weapons/arms, tobacco, alcohol, gambling, pornography, cannabis and companies with large fossil reserves.

SPP High Yield Företagsobligation - Monthly Returns

	Year	Year, benchmark	Jan	Feb	Mar	Apr	May	Jun	Jul	Aug	Sep	Oct	Nov	Dec
2022	-0.517	-4.844	0.268	-1.487	0.422	0.292	-	-	-	-	-	-	-	-
2021	5.794	-0.296	0.825	0.530	0.765	0.570	0.566	0.501	0.439	0.586	0.434	0.093	0.012	0.327
2020	-	-	-	-	-	-	-	0.331	0.899	1.391	0.509	-0.137	1.156	0.835

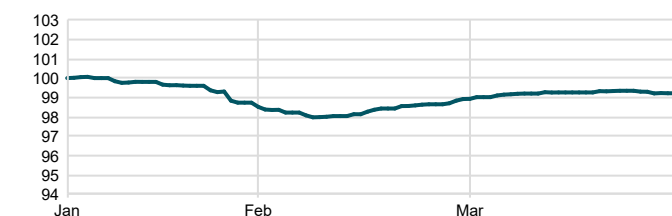
SPP High Yield Företagsobligation - Monthly Excess Return

Benchmark: SPP High Yield Företagsobligation Blended Index

	Year	Jan	Feb	Mar	Apr	May	Jun	Jul	Aug	Sep	Oct	Nov	Dec
2022	4.327	0.716	-0.236	2.497	1.445	-	-	-	-	-	-	-	-
2021	6.090	0.608	1.320	0.600	0.560	0.605	0.308	-0.204	0.623	0.892	0.690	-0.645	0.577
2020	-	-	-	-	-	-	-0.234	0.403	0.874	-0.104	-0.185	1.083	0.798

Last Three Months

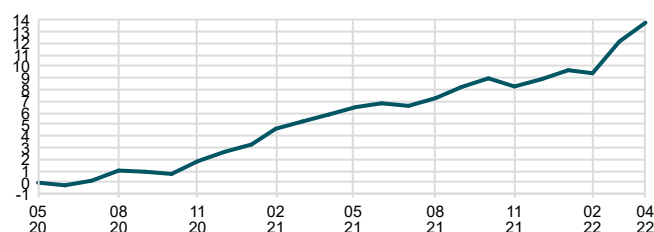
Time Period: 2022-01-31 to 2022-04-30



■ SPP High Yield Företagsobligation

Excess Performance

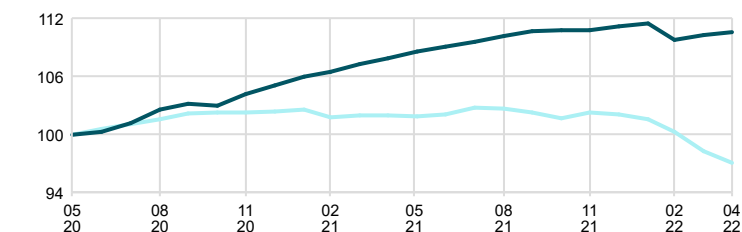
Time Period: 2020-05-30 to 2022-04-30



■ SPP High Yield Företagsobligation

Investment Performance

Time Period: 2020-05-30 to 2022-04-30



■ SPP High Yield Företagsobligation ■ Benchmark

Trailing Returns

As Of Date: 2022-04-30

Accumulated since	Fund	Benchmark	Relative
1 m	0.29	-1.15	1.44
YTD	-0.52	-4.84	4.33
1 yr	2.46	-4.74	7.21
3 yr	0.00	0.00	0.00
5 yr	0.00	0.00	0.00
Annualized			
3 yr	0.00	0.00	0.00
5 yr	0.00	0.00	0.00

Facts

Manager	Gustaf Linnell	STD 3 yr, fund	0.00
AUM	3,521 MSEK	STD 3 yr, benchmark	0.00
KIID Risk (1-7)	3	Tracking Error 3 yr	0.00
NAV (2022-04-29)	110.60 SEK	Information Ratio 3 yr	0.00
Morningstar Rating, total (2022-04-29)		Sharpe Ratio 3 yr	-
Management Fees %	0.50	Beta 3 yr	-
Ongoing Charges %	0.51	R ² 3 yr	-
Max Drawdown Recovery Period	-	ISIN	SE0013877263
Number Of Holdings	117	Duration (modified)	0.11%
Yield	4.57%	Credit Duration (modified)	2.21%

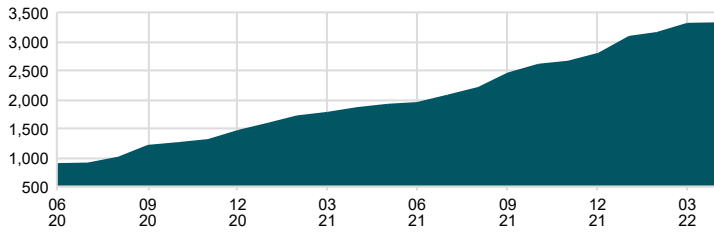
Top Ten Positions

	Weight %
SWEDISH T-BILL 2022/07/20	8.6
SBAB Bank AB FRN PERP	3.2
SWEDISH T-BILL 2022/05/18	2.9
HEIMSTADEN AB FRN PERP C SUB	2.8
Sirius International Group Ltd FRN 2047/09/22	2.8
Samhallsbyggnadsbolaget i Norden AB FRN PERP C SUB	2.5
Jyske Bank A/S FRN PERP SUBD	2.0
VNV GLOBAL AB 5.50 % 2024/06/24	1.9
M2 Asset Management AB FRN 2024/01/25	1.8
Castellum AB 3.125% 2171/03/02	1.8
Sum	30.3

Currency: SEK. All performance related information is net of fees. Please note that historical return is no guarantee of future return. The value of your fund savings can both rise and fall, and you may get back less than you invested. The fund is allowed to invest more than 35 percent of the fund's assets in debt securities issued by the Swedish state. All our funds are managed according to a sustainability strategy based on the methods Solutions, Exclusions & Active ownership, please see more information at sppfonder.se. SPP Fonder may not be held liable for any errors contained in this information. Neither Morningstar nor SPP Fonder is responsible for any damages, whether directly or indirectly caused by any shortcomings or errors in this information. Investors should not rely on this information without having made proper checks. Investors and potential investors should be aware that marketing of the funds outside of Sweden may be restricted or unlawful. Information about in which countries, outside of Sweden, some of the funds are marketed is disclosed in the funds' prospectuses. Prospectuses and key investor information documents for the funds are available on our website sppfonder.se. www.sppfonder.se.

Total Assets

Time Period: 2020-06-30 to 2022-04-30



Standard Deviation

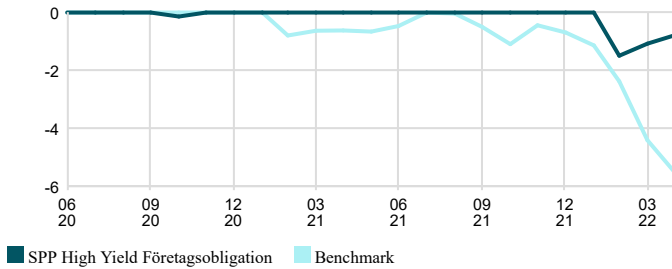
Track record less than two years

Tracking Error

Track record less than two years

Drawdown

Time Period: 2020-06-30 to 2022-04-30



Monthly Return Distribution

Time Period: 2020-06-30 to 2022-04-30

