

An open-ended investment scheme organised as a société d'investissement à capital variable (SICAV) and incorporated in Luxembourg on 15 June 1990

Hong Kong Covering Document

August 2024

**THIS LETTER IS IMPORTANT AND REQUIRES YOUR IMMEDIATE ATTENTION.
 IF IN DOUBT, PLEASE SEEK PROFESSIONAL ADVICE**

30 September 2024

Dear Shareholder,

Fidelity Funds - Asia Pacific Strategic Income Fund A-HMDIST(G)-AUD (hedged) share class (the "Share Class"), a share class of Fidelity Funds - Asia Pacific Strategic Income Fund (the "Sub-Fund"), a sub-fund of Fidelity Funds (the "SICAV")

We are writing to you as a shareholder of the Share Class (the "Shareholders" or "you").

Any terms not defined herein shall have the same meaning as in the extract overseas prospectus of the SICAV (the "**Prospectus**"), the Hong Kong covering document and the product key facts statement of the Sub-Fund (collectively, the "**Hong Kong Offering Documents**").

The current level of assets under management of the Share Class does not allow the Share Class to operate economically. The Share Class is not expected to grow in the foreseeable future, and therefore it has been decided that it is in the best interests of the Shareholders to close the Share Class. As of 31 August 2024, the size of the Share Class was US\$0.26 million.

The decision to liquidate the Share Class has been taken in accordance with article 22 of the Articles of Incorporation of the SICAV ("**Articles**") and section "Liquidation of the SICAV, a fund or share class" of the Prospectus.

As at 30 April 2024, the ongoing charges figure (the "**OCF**") of the Share Class, based on the annual financial report for the year ended 30 April 2024, was 1.45%. The actual OCF may vary from the OCF as of 30 April 2024.

1. Liquidation timetable

Share Class	Closure Date	Cut-off Date (Last redemption and switch-out date)
Fidelity Funds - Asia Pacific Strategic Income Fund A-HMDIST(G)-AUD (hedged) (ISIN number LU1345484106)	30 October 2024	29 October 2024

Usual cut-off times OR 5:00 pm Hong Kong time¹ apply for redemptions and switches.

2. Shareholder choices

Subscriptions and switches into the Share Class will be suspended as from 30 September 2024 (cut-off date: 27 September 2024). Further, the Share Class will no longer be allowed to be marketed to the public in Hong Kong from the date of this letter.

¹ Different procedures and/or cut-off times may apply if dealing in shares is made through distributors. Please note that some distributors or other intermediaries may charge additional fees (such as switching or transaction fees) or expenses at their own discretion. For further information on these, please contact your financial adviser or your usual contact at the distributor / intermediary whom you transact with.

- a. Shareholders may continue to redeem or switch out of the Share Class to other share class(es) of the Sub-Fund or another sub-fund of the SICAV authorised² by the Securities and Futures Commission (“SFC”) (free from redemption and switch fees) on any Valuation day until 5.00 pm Hong Kong time on the Cut-off Date¹. Requests will normally be dealt with at the NAV calculated in respect of the relevant Valuation day.
- b. On the Closure Date, all outstanding shares will be compulsorily redeemed, free of any redemption charge, at the NAV per Share and settlement made in accordance with the Hong Kong Offering Documents as set out under the section headed “Buying, Exchanging and Selling Shares” of the Prospectus and the section headed “Dealing in Shares by Hong Kong Investors” of the Hong Kong covering document.

Redemption proceeds will be paid out in the Share Class currency.

3. Liquidation of assets

From the date of this letter and prior to the Closure Date, the Investment Manager may, within the limits applicable to the Sub-Fund and in the best interests of the Shareholders, sell some or all of the assets in the Sub-Fund’s portfolio attributable to the Share Class to allow an orderly wind-down of the portion of the portfolio attributable to the Share Class and to ensure that all investment proceeds are received prior to the Closure Date.

4. Costs and expenses

Administrative expenses arising from the closure of the Share Class (including any legal, regulatory and mailing charges) will be borne by FIL Fund Management Limited, the Investment Manager of the SICAV (and/or any of its affiliates within the FIL Group).

The Share Class will bear the market-related transactions costs (brokerage fees, stamp duties, taxes, custodian commission and charges paid to stock exchange) associated with liquidating the assets of the Share Class, if any. When these transaction costs are incurred, Shareholders who are in the Share Class will bear such costs, which are not expected to be significant and are estimated to be 0.23% of the NAV of the Share Class as at 31 August 2024. In addition, the swing pricing policy adopted in respect of the SICAV may operate to ensure that Shareholders who are redeeming from the Share Class bear a portion of such costs based on market conditions.

The Sub-Fund of the Share Class does not have any unamortised preliminary expenses as at the date of this letter.

5. Tax

The redemption or switching of your holding in the Sub-Fund may be deemed as a disposal for tax purposes in your local jurisdiction. Generally, Hong Kong investors will not be subject to any Hong Kong tax on capital gains realised on the redemption or switching of any shares. However, if any acquisition, switching or redemption of shares is or forms part of a trade, profession or business carried on in Hong Kong, gains realised may attract Hong Kong profits tax. If you have any concerns about your tax position, we recommend that you speak to an independent tax adviser.

6. Unclaimed amounts

Any liquidation proceeds which cannot be distributed to Shareholders or are not claimed by Shareholders within nine months of the Closure Date will be deposited on their behalf with the *Caisse de Consignation* in Luxembourg. Depending on the liquidation process, such nine-month period may be extended subject to the approval of the Luxembourg regulator, the *Commission de Surveillance du Secteur Financier*. Amounts not claimed within the prescribed period (i.e. currently, 30 years after being deposited with the *Caisse de Consignation*) are liable to be forfeited in accordance with the provisions of Luxembourg law.

¹ Different procedures and/or cut-off times may apply if dealing in shares is made through distributors. Please note that some distributors or other intermediaries may charge additional fees (such as switching or transaction fees) or expenses at their own discretion. For further information on these, please contact your financial adviser or your usual contact at the distributor / intermediary whom you transact with.

² SFC authorisation is not a recommendation or endorsement of a fund nor does it guarantee the commercial merits of the fund or its performance. It does not mean the fund is suitable for all investors nor is it an endorsement of its suitability for any particular investor or class of investors.

The Board accepts full responsibility for the accuracy of the information contained in this letter and confirms, having made all reasonable enquiries, that to the best of its knowledge and belief, there are no other facts the omission of which would make any statement herein misleading.

For the Share Class' current NAV, please see <https://www.fidelity.com.hk/en/funds/factsheet/ATRHA/G>³.

The Hong Kong Offering Documents will be updated in due course to reflect the closure of the Share Class.

We would like to thank you for your investment. If you have any questions related to the closure of the Share Class, or if you would like to request for a copy of the current Hong Kong Offering Documents, the Articles (available for inspection free of charge at all times during normal office hours), the latest audited annual report and accounts and unaudited semi-annual report and accounts of the SICAV (which are also available at www.fidelity.com.hk³) or other material agreements relating to the SICAV, please contact your usual financial adviser or the Fidelity Investor Hotline⁴ at +852 2629 2629, or you can write to the Hong Kong Representative at Level 21, Two Pacific Place, 88 Queensway, Admiralty, Hong Kong.

Yours faithfully,



Nishith Gandhi

Permanent Representative of FIL (Luxembourg) S.A.

Corporate Director, Fidelity Funds

³ This website has not been reviewed by the SFC.

⁴ International Toll-free Number +800 2323 1122, available to calls from Australia, Canada, Japan, South Korea, Malaysia, New Zealand, the Philippines, Singapore, Taiwan, Thailand and USA. The "+" sign represents the International Access Prefix. China Toll-free Number: 4001 200632. Service may not be available for certain mobile carriers; call may incur charges imposed by the service providers. The Fidelity Investor Hotline is available from 9am to 6pm, Monday to Friday (except Hong Kong public holidays).

**THIS LETTER IS IMPORTANT AND REQUIRES YOUR IMMEDIATE ATTENTION.
 IF IN DOUBT, PLEASE SEEK PROFESSIONAL ADVICE**

30 September 2024

Dear Shareholder,

Fidelity Funds - Asia Pacific Strategic Income Fund A-MINCOME(G)-USD (hedged) share class (the "Share Class"), a share class of Fidelity Funds - Asia Pacific Strategic Income Fund (the "Sub-Fund"), a sub-fund of Fidelity Funds (the "SICAV")

We are writing to you as a shareholder of the Share Class (the "Shareholders" or "you").

Any terms not defined herein shall have the same meaning as in the extract overseas prospectus of the SICAV (the "**Prospectus**"), the Hong Kong covering document and the product key facts statement of the Sub-Fund (collectively, the "**Hong Kong Offering Documents**").

The current level of assets under management of the Share Class does not allow the Share Class to operate economically. The Share Class is not expected to grow in the foreseeable future, and therefore it has been decided that it is in the best interests of the Shareholders to close the Share Class. As of 31 August 2024, the size of the Share Class was US\$0.21 million.

The decision to liquidate the Share Class has been taken in accordance with article 22 of the Articles of Incorporation of the SICAV ("**Articles**") and section "Liquidation of the SICAV, a fund or share class" of the Prospectus.

As at 30 April 2024, the ongoing charges figure (the "**OCF**") of the Share Class, based on the annual financial report for the year ended 30 April 2024, was 1.45%. The actual OCF may vary from the OCF as of 30 April 2024.

1. Liquidation timetable

Share Class	Closure Date	Cut-off Date (Last redemption and switch-out date)
Fidelity Funds - Asia Pacific Strategic Income Fund A-MINCOME(G)-USD (hedged) (ISIN number LU1345483470)	30 October 2024	29 October 2024

Usual cut-off times OR 5:00 pm Hong Kong time¹ apply for redemptions and switches.

2. Shareholder choices

Subscriptions and switches into the Share Class will be suspended as from 30 September 2024 (cut-off date: 27 September 2024). Further, the Share Class will no longer be allowed to be marketed to the public in Hong Kong from the date of this letter.

¹ Different procedures and/or cut-off times may apply if dealing in shares is made through distributors. Please note that some distributors or other intermediaries may charge additional fees (such as switching or transaction fees) or expenses at their own discretion. For further information on these, please contact your financial adviser or your usual contact at the distributor / intermediary whom you transact with.

- a. Shareholders may continue to redeem or switch out of the Share Class to other share class(es) of the Sub-Fund or another sub-fund of the SICAV authorised² by the Securities and Futures Commission (“SFC”) (free from redemption and switch fees) on any Valuation day until 5.00 pm Hong Kong time on the Cut-off Date¹. Requests will normally be dealt with at the NAV calculated in respect of the relevant Valuation day.
- b. On the Closure Date, all outstanding shares will be compulsorily redeemed, free of any redemption charge, at the NAV per Share and settlement made in accordance with the Hong Kong Offering Documents as set out under the section headed “Buying, Exchanging and Selling Shares” of the Prospectus and the section headed “Dealing in Shares by Hong Kong Investors” of the Hong Kong covering document.

Redemption proceeds will be paid out in the Share Class currency.

3. Liquidation of assets

From the date of this letter and prior to the Closure Date, the Investment Manager may, within the limits applicable to the Sub-Fund and in the best interests of the Shareholders, sell some or all of the assets in the Sub-Fund’s portfolio attributable to the Share Class to allow an orderly wind-down of the portion of the portfolio attributable to the Share Class and to ensure that all investment proceeds are received prior to the Closure Date.

4. Costs and expenses

Administrative expenses arising from the closure of the Share Class (including any legal, regulatory and mailing charges) will be borne by FIL Fund Management Limited, the Investment Manager of the SICAV (and/or any of its affiliates within the FIL Group).

The Share Class will bear the market-related transactions costs (brokerage fees, stamp duties, taxes, custodian commission and charges paid to stock exchange) associated with liquidating the assets of the Share Class, if any. When these transaction costs are incurred, Shareholders who are in the Share Class will bear such costs, which are not expected to be significant and are estimated to be 0.23% of the NAV of the Share Class as at 31 August 2024. In addition, the swing pricing policy adopted in respect of the SICAV may operate to ensure that Shareholders who are redeeming from the Share Class bear a portion of such costs based on market conditions.

The Sub-Fund of the Share Class does not have any unamortised preliminary expenses as at the date of this letter.

5. Tax

The redemption or switching of your holding in the Sub-Fund may be deemed as a disposal for tax purposes in your local jurisdiction. Generally, Hong Kong investors will not be subject to any Hong Kong tax on capital gains realised on the redemption or switching of any shares. However, if any acquisition, switching or redemption of shares is or forms part of a trade, profession or business carried on in Hong Kong, gains realised may attract Hong Kong profits tax. If you have any concerns about your tax position, we recommend that you speak to an independent tax adviser.

6. Unclaimed amounts

Any liquidation proceeds which cannot be distributed to Shareholders or are not claimed by Shareholders within nine months of the Closure Date will be deposited on their behalf with the *Caisse de Consignation* in Luxembourg. Depending on the liquidation process, such nine-month period may be extended subject to the approval of the Luxembourg regulator, the *Commission de Surveillance du Secteur Financier*. Amounts not claimed within the prescribed period (i.e. currently, 30 years after being deposited with the *Caisse de Consignation*) are liable to be forfeited in accordance with the provisions of Luxembourg law.

¹ Different procedures and/or cut-off times may apply if dealing in shares is made through distributors. Please note that some distributors or other intermediaries may charge additional fees (such as switching or transaction fees) or expenses at their own discretion. For further information on these, please contact your financial adviser or your usual contact at the distributor / intermediary whom you transact with.

² SFC authorisation is not a recommendation or endorsement of a fund nor does it guarantee the commercial merits of the fund or its performance. It does not mean the fund is suitable for all investors nor is it an endorsement of its suitability for any particular investor or class of investors.

The Board accepts full responsibility for the accuracy of the information contained in this letter and confirms, having made all reasonable enquiries, that to the best of its knowledge and belief, there are no other facts the omission of which would make any statement herein misleading.

For the Share Class' current NAV, please see <https://www.fidelity.com.hk/en/funds/factsheet/ATRHU/G>³.

The Hong Kong Offering Documents will be updated in due course to reflect the closure of the Share Class.

We would like to thank you for your investment. If you have any questions related to the closure of the Share Class, or if you would like to request for a copy of the current Hong Kong Offering Documents, the Articles (available for inspection free of charge at all times during normal office hours), the latest audited annual report and accounts and unaudited semi-annual report and accounts of the SICAV (which are also available at www.fidelity.com.hk³) or other material agreements relating to the SICAV, please contact your usual financial adviser or the Fidelity Investor Hotline⁴ at +852 2629 2629, or you can write to the Hong Kong Representative at Level 21, Two Pacific Place, 88 Queensway, Admiralty, Hong Kong.

Yours faithfully,



Nishith Gandhi

Permanent Representative of FIL (Luxembourg) S.A.

Corporate Director, Fidelity Funds

³ This website has not been reviewed by the SFC.

⁴ International Toll-free Number +800 2323 1122, available to calls from Australia, Canada, Japan, South Korea, Malaysia, New Zealand, the Philippines, Singapore, Taiwan, Thailand and USA. The "+" sign represents the International Access Prefix. China Toll-free Number: 4001 200632. Service may not be available for certain mobile carriers; call may incur charges imposed by the service providers. The Fidelity Investor Hotline is available from 9am to 6pm, Monday to Friday (except Hong Kong public holidays).



FIL Investment Management (Hong Kong) Limited
Level 21, Two Pacific Place, 88 Queensway
Admiralty, Hong Kong

Tel: (852) 2629 2800
Fax: (852) 2629 6088

**THIS LETTER IS IMPORTANT AND REQUIRES YOUR ATTENTION.
IF IN DOUBT, PLEASE SEEK PROFESSIONAL ADVICE.**

23 September 2024

Dear Shareholder,

We are writing to let you know about a change that will be made to Fidelity Funds (the “**SICAV**”). Any terms not defined herein shall have the same meaning as in the extract overseas Prospectus of the SICAV and the Hong Kong covering document and the product key facts statements of the funds of the SICAV (collectively, the “**Hong Kong Offering Documents**”).

Currently, requests to buy, switch or sell shares in funds of the SICAV are processed on the Valuation day on which such requests are received and accepted by the Hong Kong Representative or its financial intermediaries (in relation to instructions received from the financial intermediaries’ underlying clients). Such Valuation day includes a Hong Kong business day which means a day on which the banks in Hong Kong are normally open for business.

With effect from 23 September 2024, a Hong Kong business day shall mean a day on which the Stock Exchange of Hong Kong is open for trading, and include a day on which severe weather conditions are present (i.e. Typhoon Signal No. 8 or above is hoisted, or Black Rainstorm Warning is issued by the Hong Kong Observatory, or a situation of “Extreme Conditions” is announced by the Hong Kong Government).

Notwithstanding the above, investors should check with any distributor and/or financial intermediary whether dealing (through such distributor and/or financial intermediary) is available on a Hong Kong business day. Trading and dealing of shares of a fund on a day on which severe weather falls will depend on the operational support of its service providers. Although system testing has been performed, and contingency plans have been developed, there is a possibility of extreme events (e.g. temporary power outages or the suspension of electronic money transfer channels) so that service providers of the SICAV may not be able to operate, or to operate at the usual level.

While the Management Company, the Depositary and other service providers of the SICAV will take appropriate measures to ensure normal operations as far as possible, to facilitate the investment in different classes of shares, Hong Kong investors should check with their distributors and/or intermediaries on whether dealing is offered through them, on a day on which severe weather conditions persist. These service providers may be independent of the Management Company, and it cannot be guaranteed that their services will not be disrupted by severe weather events.

The above changes will be reflected in the next update to the Hong Kong Offering Documents.

The Board accepts full responsibility for the accuracy of the information contained in this letter and confirms, having made all reasonable enquiries, that to the best of its knowledge and belief, there are no other facts the omission of which would make any statement herein misleading.

If you have any questions related to this change, or if you would like to request for a copy of the current Hong Kong Offering Documents, the Articles of Incorporation of the SICAV (available for inspection free of charge at all times during normal office hours), the latest audited annual report and accounts and unaudited semi-annual report and accounts of the SICAV (which is also available at www.fidelity.com.hk¹) or other material agreements relating to the SICAV, please contact your Financial Adviser or the Fidelity Investor Hotline² at +852 2629 2629, or you can write to the Hong Kong Representative at Level 21, Two Pacific Place, 88 Queensway, Admiralty, Hong Kong.

Yours faithfully,



Charlotte Chan

Signed on behalf of FIL Investment Management (Hong Kong) Limited
as the Hong Kong Representative of Fidelity Funds

¹ This website has not been reviewed by the Securities and Futures Commission and may contain information on funds which are not authorised by the SFC and may not be offered to the retail public in Hong Kong.

² International Toll-free Number +800 2323 1122, available to calls from Australia, Canada, Japan, South Korea, Malaysia, New Zealand, the Philippines, Singapore, Taiwan, Thailand and USA. The “+” sign represents the International Access Prefix. China Toll-free Number: 4001 200632. Service may not be available for certain mobile carriers; call may incur charges imposed by the service providers. The Fidelity Investor Hotline is available from 9am to 6pm, Monday to Friday (except Hong Kong public holidays).

CONTENTS

	Page
IMPORTANT INFORMATION FOR HONG KONG INVESTORS.....	1
HONG KONG REPRESENTATIVE	1
INVESTMENT SUB-MANAGERS	1
INVESTMENT OBJECTIVES AND POLICIES	2
INVESTMENT IN MAINLAND CHINA.....	7
INVESTMENT RESTRICTIONS.....	8
RISK FACTORS	9
DEALING IN SHARES BY HONG KONG INVESTORS	16
PUBLICATION OF PRICES.....	19
CALCULATION OF NET ASSET VALUE	19
DIVIDENDS AND DISTRIBUTION POLICY	19
FEES AND EXPENSES	20
MERGER OF FUNDS	20
INDEMNITY	20
RISK MANAGEMENT	20
HONG KONG TAX.....	22
HANDLING OF UNCLAIMED PROCEEDS	22
KEY INVESTOR INFORMATION DOCUMENT	22
SUSTAINABILITY ANNEXES.....	22
DOCUMENTS AVAILABLE FOR INSPECTION	22
ENQUIRIES AND COMPLAINTS.....	23
PERSONAL INFORMATION COLLECTION STATEMENT	23
OTHER INFORMATION	25
SCHEDULE AVAILABLE SHARE CLASSES	26

IMPORTANT INFORMATION FOR HONG KONG INVESTORS

If you are in any doubt about the contents of the Hong Kong Offering Document, you should seek independent professional financial advice.

This Hong Kong Covering Document must be read in conjunction with the Extract Prospectus of Fidelity Funds (the “**SICAV**”) dated August 2024 (the “**Prospectus**”) and the Product Key Facts Statements (“**KFS**”) of the funds. Investors should refer to the Prospectus for full details relating to the SICAV. The Prospectus, this Hong Kong Covering Document and the KFS of the funds together form the offering document (the “**Hong Kong Offering Documents**”) of the SICAV and the funds. The purpose of this Hong Kong Covering Document is to set out information relating to the SICAV and the funds which is particular to the offering of the Shares to investors in Hong Kong.

The Board of Directors of the SICAV has taken all reasonable care to ensure that the facts stated in the Hong Kong Offering Documents are true and accurate in all material respects at the date hereof and that there are no other material facts the omission of which makes any statement of fact or opinion in the Hong Kong Offering Documents misleading. The Board of Directors of the SICAV accept responsibility accordingly.

Capitalised terms used in this Hong Kong Covering Document shall, unless otherwise defined or re-defined herein or unless the context otherwise requires, have the meanings ascribed to them in the Prospectus.

The information contained in the Prospectus is supplemented by the most recent KFS, annual report and accounts of the SICAV and any subsequent semi-annual report and accounts.

Each of the Prospectus, this Hong Kong Covering Document and the KFS of the funds are published in English and Chinese. Insofar as Hong Kong investors are concerned, the Chinese versions of the Hong Kong Offering Documents are equivalent to the English versions, notwithstanding any Prospectus disclosure to the effect that the English language Prospectus will prevail in the event of inconsistency between the English language Prospectus and the Prospectus in another language.

SFC authorisation is not a recommendation or endorsement of the SICAV or the funds nor does it guarantee the commercial merits of the SICAV and the funds or their performance. It does not mean the SICAV and the funds are suitable for all investors nor is it an endorsement of its suitability for any particular investor or class of investors.

The Hong Kong Offering Documents should be read and construed as a single document.

HONG KONG REPRESENTATIVE

The Hong Kong Representative is FIL Investment Management (Hong Kong) Limited (“**FIMHK**”).

The Hong Kong Representative has been appointed by the SICAV and is authorised to:

- a) provide information to investors;
- b) receive applications for Shares for transmission to the SICAV, but FIMHK has no authority to agree on behalf of the SICAV that applications will be accepted;
- c) receive application monies, for which FIMHK will issue a receipt and which FIMHK will arrange to have processed as soon as practicable;
- d) receive requests from investors in Hong Kong to sell or switch their Shares, on the same basis as is mentioned under (a) above. Payment of proceeds will normally be made within five business days of receipt of completed redemption/sale documentation;
- e) accept notices and other services in respect of the SICAV.

The Hong Kong Representative is paid its reasonable out of pocket expenses. The office of the Hong Kong Representative is located at Level 21, Two Pacific Place, 88 Queensway, Admiralty, Hong Kong.

INVESTMENT SUB-MANAGERS

The list of SFC-accepted Investment sub-manager entities of the SICAV is set out in the section “Investment sub-managers” under “Management and Governance” of the Prospectus. The Investment sub-manager(s) of a fund may change from one entity to another in the list from time to time without the prior approval of the SFC. Such Investment sub-manager entities have been sub-delegated with discretionary investment management functions by the Investment Manager and are currently managing SFC-authorised funds. The list of all entities having managed all or part of the assets of each fund over the last six or twelve months will be published in the annual and semi-annual financial reports.

INVESTMENT OBJECTIVES AND POLICIES

Details of the investment objectives and policies for each fund of the SICAV are set forth in the “Fund Descriptions” of the Prospectus for that fund.

In addition, further clarificatory information is given below:

Net Derivative Exposure

The term “net derivative exposure” means a fund’s net exposure relating to the financial derivative instruments acquired by the fund and should be calculated in accordance with the requirements and guidance issued by the SFC which may be updated from time to time.

Except for the following funds, the net derivative exposure of each of the funds may be up to 50% of the relevant fund’s net asset value provided that such limit may be exceeded in such circumstances as permitted under the Code on Unit Trusts and Mutual Funds (“**UT Code**”), handbook, code and/or guideline issued by the SFC from time to time or permitted by the SFC from time to time:

- (i) Fidelity Funds – Flexible Bond Fund and Fidelity Funds – Strategic Bond Fund – the fund’s net derivative exposure may be more than 100% of the fund’s Net Asset Value; and
- (ii) Fidelity Funds – Emerging Market Debt Fund, Fidelity Funds – Global Inflation-linked Bond Fund – the fund’s net derivative exposure may be more than 50% but up to 100% of the fund’s Net Asset Value.

Use of derivatives

Funds may use financial derivative instruments provided (a) they are economically appropriate in that they are realised in a cost-effective way, (b) they are entered into for one or more of (i) reduction of risk, (ii) reduction of cost and (iii) generation of additional capital or income for the funds with a level of risk which is consistent with the risk profile of the relevant fund(s) and the risk diversification rules of the fund, and (c) their risks are adequately captured by the risk management process of the SICAV*. In case of material changes to the investment policy and/or investment objective to any fund, the Prospectus will be amended accordingly and Shareholders will be notified not less than one month in advance of the change. Unless specifically stated in the investment objectives of the relevant fund, the SICAV will not make extensive use of financial derivative instruments for investment purposes or use complex derivative instruments or strategies to meet the investment objectives of the relevant fund.

* The use of financial derivative instruments in line with these criteria is referred to as Efficient Portfolio Management under the Regulation of 2008.

Investment in collateralised and securitised debt instruments

If so disclosed in its investment policy, a fund may invest in collateralised and securitised debt instruments which include asset-backed securities and mortgage-backed securities.

Investment in hybrids

If so disclosed in its investment policy, a fund may invest in hybrids which are subordinated instruments that have more equity-like features.

Investment in instruments with loss-absorption features

As disclosed in the section headed “**General Investment Powers and Restrictions**” under “**Additional voluntary requirements**” of the Prospectus in the column for “**Hong Kong**”, unless otherwise specified in a fund’s investment objective, those funds authorized for sale in Hong Kong (other than the Equity funds, Cash funds and Institutional Reserved funds) may invest in instruments with loss-absorption features which may include instruments classified as Additional Tier 1/Tier 2 capital instruments, CoCos, non-preferred senior bonds which may also be known as Tier 3 bonds and other instruments eligible to count as loss-absorbing capacity under the resolution regime for financial institution, in compliance with the investment policy and limits of the relevant fund. These instruments may be subject to contingent write-down or contingent conversion to ordinary shares on the occurrence of trigger event(s). For the avoidance of doubt, less than 30% of the relevant fund’s net asset value may be invested in each individual type of instruments with loss-absorption features as described above. For further details, please refer to the aforementioned section in the Prospectus.

Investment in urban investment bonds

If so disclosed in its investment policy, a fund may invest in urban investment bonds which are debt instruments issued by Mainland China local government financing vehicles (“LGFVs”). These LGFVs are separate legal entities established by local governments and/or their affiliates to raise financing for public welfare investment or infrastructure projects.

Investment in unrated bonds

If so disclosed in its investment policy, a fund may invest in “unrated bonds”, defined as a bond which neither the bond itself nor its issuer has a credit rating.

Investment in close-ended REITs

If so disclosed in its investment policy, a fund may invest in closed-ended REITs including closed-ended REITs which may not be authorised by the SFC. The dividend or payout policy of the underlying closed-ended REITs is not representative of the dividend or payout policy of such fund.

Commodity exposure

If so disclosed in its investment policy, any commodity exposure for a fund will be obtained through eligible instruments and derivatives such as (but not limited to) units/shares of UCITS/or other UCIs, Exchange Traded Funds and commodity index swap transactions.

Equity funds

Fidelity Funds – Australian Diversified Equity Fund

The fund invests at least 70% of its assets, in equity securities and equity related instruments (including financial derivative instruments such as covered call options) of companies of any capitalisation that are listed, headquartered, or do most of their business in Australia.

“Diversified” in the name of the fund refers to the “diversified” set of strategies that the Investment Manager may use to achieve income and long-term capital growth, where in addition to the fund’s primary investment in equity securities and equity related instruments, the Investment Manager may tactically invest in listed corporate hybrid and debt securities and derivatives.

The fund’s source of income will mainly be generated from dividend payments (from equity securities) and coupon payments (from bond holdings).

Fidelity Funds – Euro 50 Index Fund

The Solactive Euro 50 Index NTR (the “Index”) is denominated in Euro. The Index was launched on 2 August 2006.

The Index used by the fund for tracking measurement is a net total return index. As at 31 December 2023, its total market capitalisation was €4,169 billion (full) and €3,110 billion (free float). The Index had a base level of 1000 on 2 August 2006.

Investors may obtain the latest Index information (including the Index constituents and their respective weightings), detailed information on the Index methodology (including the calculation formula), and other important news of the Index at the website of the index provider, <https://www.solactive.com/indices> *. The Investment Manager and its connected persons are independent of the Index provider, Solactive AG.

The SFC reserves the right to withdraw the authorization of Fidelity Funds – Euro 50 Index Fund if the Index is no longer considered acceptable.

* The website has not been reviewed by the SFC.

Fidelity Funds – Sustainable Eurozone Equity Fund

A minimum of 80% of the fund’s assets will be sustainable investments. For further information on sustainable investments, please refer to “**SFDR ARTICLE 8 AND 9 FUNDS**” under the section “**Sustainable Investing and ESG Integration**” of the Prospectus.

Fidelity Funds – Sustainable Future Connectivity Fund

The fund invests at least 70% of its assets, in equities of companies from anywhere in the world, including emerging markets that are linked to the theme of future connectivity (the enablers*, networks, and beneficiaries† of next generation communications). Investments may be made in companies involved in the roll out of cellular networks, wired networks, internet infrastructure, online content production‡. Companies that are linked to the theme of future connectivity include companies that, in the view of the Investment Manager, will have higher growth and capital revenue potential, will be able to offer better services or products and/or will be better-positioned to capitalise on opportunities from technological trends over their peers in the connectivity sector in the future.

Fidelity Funds – Sustainable US Equity Fund

A minimum of 80% of the fund's assets will be sustainable investments. For further information on sustainable investments, please refer to "SFDR ARTICLE 8 AND 9 FUNDS" under the section "Sustainable Investing and ESG Integration" of the Prospectus.

Fidelity Funds – Sustainable Water & Waste Fund

A minimum of 80% of assets will align to the fund's sustainability theme of water and waste management.

The fund promotes environmental and social characteristics by aiming to make investments in companies that are involved in the design, manufacture, or sale of products and services used in connection with the water and waste management sector.

The fund employs a primarily 'thematic' investment strategy to achieve its investment objectives, which includes investing in economic themes that are expected to contribute to a sustainable economy. In addition to theme selection, fundamental research is conducted on individual issuers. As part of the research process, environmental and social governance are considered. The factors considered relevant will vary between different issuers and industries and are integrated into investment decisions.

Bond funds

Fidelity Funds – Asia Pacific Strategic Income Fund

Investments will not be required to meet minimum credit rating standards. Not all securities will be rated for creditworthiness by an internationally recognised rating agency.

The fund's source of income will mainly be generated from coupon payments from bond holdings.

Fidelity Funds – China RMB Bond Fund

At least 70% of the fund's assets will be invested in investment grade securities and securities of investment grade issuers.

At least 70% of the fund's assets will be invested in securities denominated in RMB and non-RMB denominated securities hedged to RMB. The fund is not required to maintain a minimum exposure to securities issued within Mainland China.

Not more than 50% of the fund's net assets may in aggregate be invested in urban investment bonds, asset-backed securities (including asset-backed commercial papers) and bonds which are rated below investment grade or unrated bonds, and less than 30% of the fund's net assets may be invested in each of such investments.

Less than 50% of the fund's net assets may be invested via the Qualified Foreign Investor status of FIL Investment Management (Hong Kong) Limited.

The fund may invest less than 70% of its net assets in dim sum bonds (i.e. bonds issued outside of Mainland China but denominated in RMB).

* Enablers of next generation communications include, but are not limited to, companies that produce and/or manufacture materials, components and/or equipment, such as semi-conductors, to facilitate communication infrastructure.

† Beneficiaries of next generation communications include, but are not limited to, companies that utilise communication infrastructure, such as 5G, cloud storage and e-commerce. The demand from these companies is a factor that drives the development of future connectivity.

‡ Companies involved in online content productions may utilise evolving technologies (such as virtual reality, augmented reality, artificial intelligence, etc.) to produce online content that may be part of a new means of social connection.

Fidelity Funds – Emerging Market Debt Fund

The fund may use derivatives for hedging, efficient portfolio management and investment purposes. The fund may use long or short positions. The fund uses derivatives, including complex derivative instruments or strategies, to meet the investment objectives of the fund with a level of risk which is consistent with the risk profile of the fund. Derivatives may be used to create economic exposure to the underlying asset, this may include futures, forwards, options, and swaps. The fund will use (i) index, basket or single credit default and total return swaps to gain exposure or reduce credit risk of issuers, (ii) interest rate futures, swaps or options to actively manage the level of interest rate risk and (iii) currency derivatives to hedge or gain exposure to currencies. The long and short active currency positions implemented by the fund may not be correlated with the underlying securities positions held by the fund.

Fidelity Funds – Flexible Bond Fund

The expected level of leverage of the fund for investment-related activity is 350% of the net asset value of the fund and the expected level of leverage arising from hedged share class activity is 150% of the net asset value of the fund, for a total gross leverage of 500% of the net asset value of the fund. Leverage is determined using the sum of the notionals (expressed as a sum of positive values) of all financial derivatives instruments used.

Fidelity Funds – Global Income Fund

The fund's source of income will mainly be generated from coupon payments from bond holdings.

Fidelity Funds – Global Short Duration Income Fund

The fund's source of income will mainly be generated from coupon payments from bond holdings.

Fidelity Funds – Strategic Bond Fund

The fund will adopt an active asset allocation approach, which may include but not limited to investment into high yield instruments and emerging markets. Investments will not be required to meet minimum rating standards. The fund is not subject to any limitation on the portion of its net asset value that may invest in high yield securities or issuers.

The fund may invest in onshore China fixed income securities which are issued by a variety of issuers such as government, quasi-government, banks, financial institutions or other corporate entities established or incorporated in China or corporate entities with commercial activities in China.

The expected level of leverage of the fund for investment-related activity is 350% of the net asset value of the fund and the expected level of leverage arising from hedged share class activity is 150% of the net asset value of the fund, for a total gross leverage of 500% of the net asset value of the fund. Leverage is determined using the sum of the notionals (expressed as a sum of positive values) of all financial derivatives instruments used.

Fidelity Funds – US Dollar Bond Fund

The fund is not subject to any limitation on the portion of its Net Asset Value that may be invested in the USA.

Multi Asset funds

Fidelity Funds – European Multi Asset Income Fund

The fund will actively allocate to, and within, different asset classes based on their potential to generate income.

Fidelity Funds – Global Multi Asset Income Fund

The fund's source of income will mainly be generated from dividend payments from equity securities and coupon payments from bond holdings.

The fund is authorised by the SFC in Hong Kong under the SFC Code on Unit Trusts and Mutual Funds and not under the SFC Code on Real Estate Investment Trusts. SFC authorisation is not a recommendation or endorsement of a scheme nor does it guarantee the commercial merits of a scheme or its performance. It does not mean the scheme is suitable for all investors nor is it an endorsement of its suitability for any particular investor or class of investors.

Fidelity Funds – Sustainable Multi Asset Income Fund

The fund’s source of income will mainly be generated from dividend payments (from equity securities) and coupon payments (from bond holdings) based on their potential to generate income and capital growth.

Cash Funds

Fidelity Funds – Euro Cash Fund

The fund is a Cash fund and aims to offer returns in line with money market rates over the recommended holding period (i.e. at least 6 months).

Fidelity Funds – US Dollar Cash Fund

The fund is a Cash fund and aims to offer returns in line with money market rates over the recommended holding period (i.e. at least 6 months).

Target Date Funds

A target date fund is managed to offer an optimised asset allocation between asset classes with different risk and return characteristics. The asset allocation has been designed to de-risk portfolio by migrating from a growth (e.g. equities) to a defensive (e.g. bonds, interest bearing debt securities and money market instruments) asset allocation up to each target date fund’s target date.

The Asset Rolldown Charts below provides a simple method for investors to view the indicative asset allocations of each target date fund and also the shift in their risk/return profile over the duration of the fund. Investors are reminded that this is an indicative rolldown and that at any particular given point in time actual portfolios may at times vary considerably from that shown below as market, political, structural, economic and other conditions change. The actual asset allocations in respect of a target date fund may change at the investment manager’s discretion without shareholders’ approval, notice to shareholders or approval from the SFC.

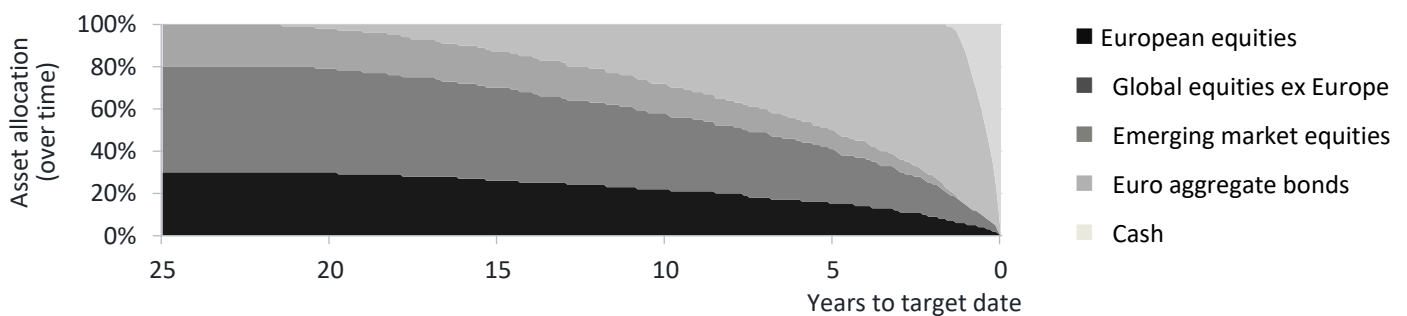
Fidelity Funds – Fidelity Target™ 2020 Fund

Since 2020, the fund only invests in cash and lower risk investments (e.g. money market instruments).

As at 1 January 2023, the market indices of the fund consist of Secured Overnight Financing Rate (SOFR). Further information on the current list of market indices of the fund as well as past weightings is available on request.

Fidelity Funds – Fidelity Target™ 2025 Fund

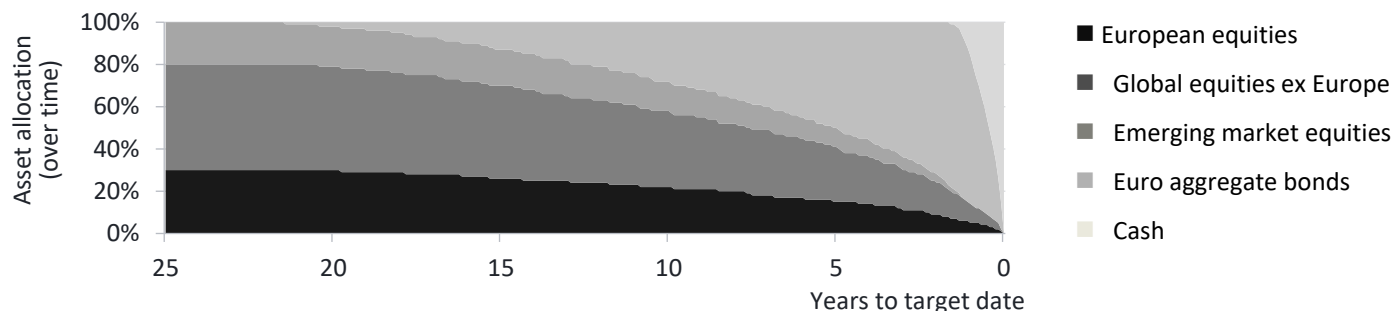
Asset Rolldown Chart



As at 1 January 2023, the market indices of the fund consist of ICE BofA Euro Large Cap; MSCI Europe (N); MSCI Emerging Markets (N); MSCI World ex Europe (N). Further information on the current list of market indices of the fund as well as past weightings is available on request.

Fidelity Funds – Fidelity Target™ 2030 Fund

Asset Rolldown Chart



As at 1 January 2023, the market indices of the fund consist of ICE BofA Euro Large Cap; MSCI Europe (N); MSCI Emerging Markets (N); MSCI World ex Europe (N). Further information on the current list of market indices of the fund as well as past weightings is available on request.

INVESTMENT IN MAINLAND CHINA

QFI Regime

Under the prevailing regulations in the PRC, foreign investors can invest in China A Shares or onshore China fixed income securities through institutions that have obtained Qualified Foreign Investor (“QFI”) status in the PRC.

For funds which are investing in China A Shares or onshore China fixed income securities through the QFI status of FIL Investment Management (Hong Kong) Limited, securities accounts (“**Securities Accounts**”) as well as the foreign exchange and Renminbi accounts (“**Cash Accounts**”, and collectively “**Accounts**”) with the PRC custodian have been opened for the sole benefit and use of the relevant funds in accordance with all applicable laws and regulations of the PRC and with approval from all competent authorities in the PRC.

Assets in the Securities Accounts contributed by the relevant fund belong solely to the relevant funds and assets in the Cash Accounts contributed by the relevant fund become an unsecured debt owing from the PRC custodian to the relevant fund. The PRC custodian shall segregate in its financial books assets in the Accounts of the relevant funds from the proprietary assets and other client assets of the QFI holder, the PRC custodian and any PRC broker(s).

Stock Connect

Please refer to “Shanghai and Shenzhen Hong Kong Stock Connect programs.” under the section “Risk Descriptions” of the Prospectus for details.

CIBM and Bond Connect

The China interbank Bond Market (“CIBM”) is the over-the-counter market for bonds issued and traded in the PRC via the Foreign Access Regime (as defined below) and/or the Bond Connect (as defined below).

Investments in CIBM via Foreign Access Regime

Pursuant to the “Announcement (2016) No 3” issued by the PBOC on 24 February 2016, foreign institutional investors can invest in the CIBM (the “Foreign Access Regime”) subject to other rules and regulations as promulgated by the Mainland Chinese authorities such as the People’s Bank of China (“PBOC”) and the State Administration of Foreign Exchange (“SAFE”). Such rules and regulations may be amended from time to time and may have a retrospective effect.

Under this scheme, foreign institutional investors (such as a fund) can trade in the CIBM directly through onshore settlement agents (i.e. banks) in the PRC who will be responsible for making the relevant filings and account opening with the relevant authorities. There is no quota limitation applied under the scheme.

Investment in CIBM via Northbound Trading Link under Bond Connect

The Bond Connect is an initiative launched in July 2017 for mutual bond market access between Hong Kong and Mainland China (“Bond Connect”) established by China Foreign Exchange Trade System & National Interbank Funding Centre (“CFETS”),

China Central Depository & Clearing Co., Ltd, Shanghai Clearing House, and Hong Kong Exchanges and Clearing Limited and Central Moneymarkets Unit.

The Bond Connect is governed by rules and regulations as promulgated by the Mainland Chinese authorities. Such rules and regulations may be amended from time to time.

Under the prevailing regulations in Mainland China, eligible foreign investors will be allowed to invest in the bonds circulated in the CIBM through the northbound trading of the Bond Connect (“Northbound Trading Link”). There will be no investment quota for Northbound Trading Link.

Under the Northbound Trading Link, eligible foreign investors are required to appoint the CFETS or other institutions recognised by the PBOC as registration agents to apply for registration with the PBOC.

Pursuant to the prevailing regulations in Mainland China, an offshore custody agent recognised by the Hong Kong Monetary Authority (currently, the Central Moneymarkets Unit) shall open omnibus nominee accounts with the onshore custody agent recognised by the PBOC (currently, the China Central Depository & Clearing Co., Ltd and Shanghai Clearing House). All bonds traded by eligible foreign investors will be registered in the name of Central Moneymarkets Unit, which will hold such bonds as a nominee owner.

Taxation of Chinese Assets

Mainland China (‘China’) sourced income and gains derived by a non-resident without an establishment or place of business in Mainland China may be subject to withholding tax and value-added tax (“VAT”) unless a specific exemption or reduction applies.

Dividends received are subject to withholding tax of 10% but not VAT. Interest received on onshore fixed income securities is prima facie subject to withholding tax and VAT but:

- interest on government and local government bonds received by QFIs is exempt from withholding tax (under the Corporate Income Tax (“CIT”) law) and VAT (under Caishui [2016] 36 issued jointly by the Chinese Ministry of Finance (“MOF”) and the State Administration of Taxation (“SAT”))
- The MOF issued a Circular (Caishui [2018] No. 108) confirming that foreign investors, with no establishment or place of business in China, are exempt from CIT and VAT on bond interest from 7 November 2018 to end of 2025. Nonetheless some details of the scope of the exemption and the treatment of income derived before 7 November 2018 remain unclear.

Circular (Caishui [2014] No. 79) issued jointly by the MOF, the SAT and the China Securities Regulatory Commission, temporarily exempt QFIs from withholding tax on gains derived from the trading of the equity investment assets (A-shares) provided the QFI has no establishment or place of business in China, or if it does, the gains so derived in China are not effectively connected with this establishment or place of business in China. Similarly a circular (Caishui [2016] No. 70) exempts gains made by QFIs on China marketable securities from VAT.

Based on professional and independent tax advice, currently no provision is being made for tax on capital gains on disposals of (i) China A Shares and B Shares, or (ii) China fixed income securities listed or traded on exchanges or the China interbank bond market or for tax on interest on such onshore fixed income securities. The Investment Manager reviews the tax provisioning policy on an on-going basis, however, and any tax provision made ultimately may prove excessive or inadequate to meet any actual tax liabilities that ultimately arise and any shortfall would adversely affect the Net Asset Value.

INVESTMENT RESTRICTIONS

Onshore Chinese Securities

- (i) For funds that have stated clearly in the investment objectives that they may have direct access to the China A Share and B Share markets and/or to onshore China fixed income securities listed or traded on any regulated market in China (collectively referred to under this section as “Onshore Chinese Securities”), it is currently intended that, unless stated in the investment objective of the relevant fund that it may directly or indirectly invest in excess of 30% of its Net Asset Value in aggregate in Onshore Chinese Securities or as otherwise provided herein, each fund may directly or indirectly invest less than 30% of its Net Asset Value in aggregate in Onshore Chinese Securities. “Regulated market in China” refers to the Shanghai Stock Exchange (“SSE”), the Shenzhen Stock Exchange (“SZSE”) or the CIBM, as the case may be.

The following funds may invest up to 20% of their respective assets directly in China A and B Shares:

- Fidelity Funds – Asian Special Situations Fund
- Fidelity Funds – China Focus Fund
- Fidelity Funds – Emerging Asia Fund
- Fidelity Funds – Emerging Markets Fund

- Fidelity Funds – Greater China Fund
- Fidelity Funds – Pacific Fund

The following funds may invest up to 20% of its assets directly in onshore China fixed income securities:

- Fidelity Funds – Asian High Yield Fund
- Fidelity Funds – Emerging Market Debt Fund
- Fidelity Funds – Global Bond Fund
- Fidelity Funds – Global Income Fund
- Fidelity Funds – Global Short Duration Income Fund
- Fidelity Funds – Strategic Bond Fund

- (ii) A fund may directly invest in Onshore Chinese Securities through the QFI status of FIL Investment Management (Hong Kong) Limited, the Shanghai-Hong Kong Stock Connect and/or the Shenzhen-Hong Kong Stock Connect (collectively, “Stock Connect”), the CIBM and/or the Bond Connect and/or via any other permissible means available to the fund under prevailing laws and regulations or indirectly by way of access to products or funds investing in Onshore Chinese Securities. A fund may also have indirect exposures through financial instruments that invest in or are linked to the performance of China A Shares, e.g. via equity-linked notes, participation notes and onshore China debt securities, e.g. via credit-linked notes and total return swaps.

Securities lending, repurchase and reverse repurchase transactions

Out of gross revenue received for securities lending transactions, Brown Brothers Harriman & Co, a Connected Person of the Depositary and Citibank N.A., London Branch (in their capacity as securities lending agents) currently retains 12.5% for acting as agent in the transaction and the SICAV receives 87.5%. Such allocation may change from time to time and the Prospectus and this Hong Kong Covering Document will be updated accordingly.

The SICAV will ensure to maintain the volume of securities lending transactions at a level such that is able, at all times, to meet redemption requests (and in any case not exceeding 100% of the SICAV’s Net Asset Value at any time).

Unless otherwise disclosed in its investment policy, a fund which is authorised for sale to the public in Hong Kong will not engage extensively in securities lending, repurchase and reverse repurchase transactions.

Securities issued by or guaranteed by any single country with a credit rating below investment grade

Those funds authorised for sale in Hong Kong will not invest more than 10% of their net asset value in securities issued by or guaranteed by any single country (including its government, a public or local authority of that country) with a credit rating below investment grade.

RISK FACTORS

Applicants should note that investment involves risk and they should read and understand the Hong Kong Offering Documents for details of the funds before investing. In addition, the purchase of Shares is not the same as placing monies on deposit with a bank or a deposit taking company and that the SICAV has no obligation to redeem or sell Shares at the dealing price paid by the investor. The SICAV is not subject to supervision of the Hong Kong Monetary Authority.

Further to the risks as set out in the Prospectus, a fund may also be subject to the following risks.

Risk to Capital and Income (Investment Risk)

The assets of a fund are subject to fluctuations in value. There is no guarantee of repayment of principal and you may not get back the original amount invested. Past performance is no guarantee of future performance.

Equities

A fund’s investment in equities securities may fluctuate, sometimes dramatically, in response to the activities and results of individual companies or because of general market and economic conditions or other events including changes in investment sentiment, political and economic conditions and issuer-specific factors.

Risks associated with debt securities

- *Credit / Counterparty Risk:* A fund is exposed to the credit/default risk of issuers of the debt securities that the fund may invest in.
- *Interest Rate Risk:* Investment in a fund is subject to interest rate risk. In general, the prices of debt securities rise when interest rates fall, whilst their prices fall when interest rates rise.
- *Downgrading Risk:* The credit rating of a debt instrument or its issuer may subsequently be downgraded. In the event of such downgrading, the value of a fund may be adversely affected. The investment manager may or may not be able to dispose of the debt instruments that are being downgraded.
- *Valuation Risk:* Valuation of a fund's investments may involve uncertainties and judgmental determinations. If such valuation turns out to be incorrect, this may affect the net asset value calculation of the fund.
- *Credit Rating Risk:* Credit ratings assigned by rating agencies are subject to limitations and do not guarantee the creditworthiness of the security and/or issuer at all times.

Risk associated with Debt Securities Rated Below Investment Grade / Unrated Securities and High Yielding Debt Instruments

A fund may invest in debt securities rated below investment grade or unrated securities. Such securities are generally subject to lower liquidity, higher volatility, heightened risk of default and loss of principal and interest than higher-rated/lower yielding debt securities.

Sovereign Debt Risk

A fund's investments in securities issued or guaranteed by governments may be exposed to political, social and economic risks. In adverse situations, the sovereign issuers may not be able or willing to repay the principal and/or interest when due or may request the fund to participate in restructuring such debts. The fund may suffer significant losses when there is a default of sovereign debt issuers.

Risk relating to dynamic asset allocation strategy

The investments of a fund may be periodically rebalanced and therefore the fund may incur greater transaction costs than a fund with static allocation strategy.

Risk of Investing in Cash Fund

An investment in a Cash fund is neither insured nor guaranteed by any government, government agencies or government-sponsored agencies or any bank guarantee fund. A Cash fund does not guarantee a stable net asset value. The performance of a Cash fund may be affected by changes in money market rates, economic and market conditions and in legal, regulatory and tax requirements. In a low interest rate environment or during adverse market conditions, the Cash fund may invest in negative yield instruments which may adversely impact the net asset value of the fund.

Risk relating to target date asset allocation strategy

The performance of a fund is dependent on the outcome of the asset allocation employed by the fund and there is a risk that losses will be realised as the asset allocation changes. While investors will be provided with investment options at the target date, there is no guarantee that the fund will close and so investors may suffer loss after the target date. Investors should not select the fund based solely on their age or retirement date. There is no guarantee that investors will receive the principal invested on the target date.

Foreign Currency Risk

A fund's assets may be denominated in currencies other than the base currency of the fund. Also, a class of shares may be designated in a currency other than the base currency of the fund. Fluctuations in the exchange rates between these currencies and the base currency as well as changes in exchange rate controls may adversely affect the fund's net asset value.

Chinese Renminbi (RMB) Currency and Conversion Risk

The fund offers RMB denominated share class(es).

RMB is currently traded in two markets: one in Mainland China (onshore RMB, or CNY) and one outside Mainland China (primarily in Hong Kong) (offshore RMB, or CNH). Although CNH and CNY are the same currency, they trade at different rates, and any divergence between CNH and CNY may adversely impact investors, in particular since the CNH rate will be used when determining the value of the shares of a fund. CNY is not freely convertible and is subject to exchange controls and certain requirements by the government of Mainland China, whereas CNH is freely tradable. Non-RMB based investors are exposed to foreign exchange risk and there is no guarantee that the value of RMB against the investors' base currencies (e.g. USD, HKD, or AUD) will not depreciate. Any depreciation of RMB and/or RMB currency conversion costs incurred could adversely affect the value of investor's investment in the fund. Under exceptional circumstances, payment of redemptions and/or dividend payment in RMB may be delayed due to the exchange controls and restrictions applicable to RMB.

RMB Hedging Risk

A fund's exposure to non-RMB denominated debt securities may be hedged to RMB, subject to the discretion of the Investment Manager to perform any such hedging. There is a risk that the hedge may not be perfect and movements in its value may not exactly offset the change in value of the currency exposure being hedged (i.e. the hedging techniques employed by the fund may not completely eliminate exposure to undesired non-RMB currency risk), which may expose the fund to unintended non-RMB exposure and adverse impact on investors.

The availability of RMB forward contracts that could be used by the Investment Manager for hedging purposes may be limited and costly. Any expenses arising from the hedging transactions will be borne by the fund, and may be significant depending on the portion of holding of non-RMB denominated securities being hedged and the prevailing market conditions.

RMB Hedged Share Classes

A fund may use hedging with respect to RMB hedged share classes, to hedge the currency exposure of the class. Any attempts to reduce or eliminate certain risks may not work as intended, and to the extent that they do work, they will generally eliminate potentials for gain along with risks of loss. Hedging involves costs, which reduce investment performance. Therefore, with any share class that involves hedging both at the fund level and the share class level, there can be two levels of hedging, some of which may yield no benefit (for example, at the fund level, a fund may hedge RMB-denominated assets to the fund's base currency, while an RMB-hedged share class of this fund would then reverse that hedge).

Concentration Risk

A fund's investments may be concentrated in (i) a relatively small number of investments or issuers and/or (ii) a single or small number of countries. The value of the fund may be more volatile than that of a fund having a more diverse portfolio of investments.

In respect of (ii), the value of the fund may be more susceptible to adverse economic, political, policy, foreign exchange, liquidity, tax, legal or regulatory event affecting the market of such country(ies).

Emerging Market Risk

A fund may invest in emerging markets which may involve increased risks and special considerations not typically associated with investment in more developed markets, such as liquidity risks, currency risks/control, political and economic uncertainties, legal and taxation risks, settlement risks, custody risk and the likelihood of a high degree of volatility.

Thematic Focus Risk

A fund's investments in specific themes may not achieve the desired results under all circumstances and market conditions. For funds which may invest in multiple themes, the investments may be rebalanced among different themes from time to time depending on the market conditions of the respective themes, and therefore such funds may incur greater transaction costs. Investors should note that the thematic investment approach adopted may result in the fund being more volatile than a fund which invests in more diversified types of investments.

Sector Concentration Risk

A fund's investments may be concentrated in a single or small number of sectors and may have greater exposures to the market, liquidity, tax, legal, regulatory, and economic risks of such sector(s) than a fund which diversifies across a larger number of sectors. This may result in lower liquidity of the fund's assets and/or a higher volatility of the net asset value than a fund that diversifies across more sectors.

Water and Waste Management Sector Risk

A fund investing primarily in the water and waste management sectors may have greater exposures to the market, liquidity, tax, legal, regulatory, and economic risks of those sectors than a fund which diversifies across a number of sectors. This may result in lower liquidity of the fund's assets and/or a higher volatility of the net asset value than a fund that diversifies across more sectors.

The fund may be more susceptible to different water and waste-related factors. Certain companies focusing on water and waste management sectors may make substantial investments in construction, operations and maintenance of associated facilities and any delay in commencement of operations due to delay in the construction works may adversely affect the profits or growth of the companies. Companies active in markets with regulated water and/or waste tariffs may suffer from decreasing tariffs, which would lower their revenues. Changes in regulations and policies may affect the operations of such companies. The foregoing factors may have unfavourable effects on the value of the companies invested by the fund, which in turn may result in a fall of the fund's net asset value.

Technology and Innovation Sector Risk

A fund may invest in a small number of sectors resulting in greater exposures to the market, liquidity, tax, legal, regulatory, and economic risks of those sectors, lower liquidity of the fund's assets and/or a higher volatility of the net asset value than a fund that diversifies across more sectors. Due to a fund's concentration on the technology and innovation sectors which are subject to rapid and significant changes in technology and innovation, the timely and successful introduction of new products will affect the success of companies in these sectors and hence the value of investments in these sectors can be adversely affected by the failure and delays in obtaining financing or regulatory approval, intense competition with numerous alternative technologies, product incompatibility, mismatched consumer preferences and the rapid obsolescence and research and development of new products.

Healthcare Sector Risk

A fund may invest in the healthcare sector and may have greater exposures to the market, liquidity, tax, legal, regulatory, and economic risks of those sectors than a fund which diversifies across a number of sectors. This may result in lower liquidity of the fund's assets and/or a higher volatility of the net asset value than a fund that diversifies across more sectors.

The market value of securities of issuers in the healthcare sector will be adversely affected by factors such as rising costs of medical products and services, pricing pressure, extensive government regulation, restrictions on government reimbursement for medical expenses, costs associated with obtaining and protecting patents, product liability and other claims, changes in technologies and other market developments.

Financial Services Sector Risk

The profitability or viability of companies in the financial services industry is subject to extensive government regulation and can be significantly affected by adverse economic or regulatory occurrences affecting the financial services sector. Unstable interest rates will impact the availability and cost of capital funds, the rate of corporate and consumer debt defaults and increased price competition will all create volatility and disrupt companies operating in the sector. In particular, events in the financial sector since late 2008 have resulted, and may continue to result, in an unusually high degree of volatility in the financial markets, both domestic and foreign.

Future Connectivity Related Sectors Risk

A fund may invest in the sectors relating to future connectivity resulting in greater exposures to the market, liquidity, tax, legal, regulatory, and economic risks of those sectors, lower liquidity of the fund's assets and/or a higher volatility of the net asset value than a fund that diversifies across more sectors. Due to the fund's concentration on the sectors relating to future connectivity which are subject to rapid and significant changes in technology and innovation, the timely and successful introduction of new products will affect the success of companies in these sectors and hence the value of investments in these sectors can be adversely affected by the failure and delays in obtaining financing or regulatory approval, intense competition with numerous alternative technologies, product incompatibility, mismatched consumer preferences and the rapid obsolescence and research and development of new products. The research and development to bring new technologies or innovations to market may incur high level of capital expenditures and may not be necessarily commercially successful, which in turn may lead to write-off of such capital expenditures.

Small and Mid Cap Equity Risk

Equities of small and mid capitalisation companies can be more volatile to adverse economic developments and less liquid than those of larger companies.

Real Estate related Securities Risk

A fund may invest in REITs and/or real estate / infrastructure related securities which are generally less liquid and less transparent. The value of real estate / infrastructure related securities (including REITS) fluctuate depending on factors such as economic environment, rental market demand, interest rate changes, political changes, regulatory changes and management of the underlying properties which will potentially lead to declines in property values and hence adversely affect the value of investor investments.

China Assets Risk

Investments by a fund in China A/B Shares or onshore China fixed income securities and other permissible securities denominated in RMB may be made through any permissible means pursuant to any prevailing regulations, including through the QFI status, the Stock Connect, the CIBM and any other eligible means. The uncertainty and change of the relevant laws and regulations in the PRC and the potential for the PRC government and/or the regulators to implement political, social and economic policies that may affect the financial markets may have an adverse impact on the fund.

High market volatility and potential settlement difficulties in the PRC markets may also result in significant fluctuations in the prices of the securities traded on such markets.

QFI Risk

A fund's ability to make the relevant investments or to fully implement or pursue its investment objective and strategy is subject to the applicable laws, rules and regulations (including restrictions on investments, minimum investment holding periods and requirements on repatriation of principal and profits) in the PRC, which are subject to change and such change may have potential retrospective effect.

The fund may suffer substantial losses if the approval of the QFI status is being revoked/terminated or otherwise invalidated as the fund may be required to dispose of its securities holdings or prohibited from trading of relevant securities and repatriation of the fund's monies, or if any of the key operators or parties (including QFI custodian/brokers) is bankrupt/in default and/or is disqualified from performing its obligations (including execution or settlement of any transaction or transfer of monies or securities).

Risks associated with the Stock Connect

A fund may invest and have direct access to certain eligible China A Shares via the Stock Connect. The relevant rules and regulations on Stock Connect are subject to change which may have potential retrospective effect.

Investments through the Stock Connect are subject to risks, such as quota limitations, suspension risk, operational risk, restrictions on selling imposed by front-end monitoring, recalling of eligible stocks, clearing and settlement risks, nominee arrangements in holding China A Shares and regulatory risk.

Where a suspension in the trading through the programme is effected, the fund's ability to invest in China A Shares or access the PRC market through the programme will be adversely affected. In such event, the fund's ability to achieve its investment objective could be negatively affected.

Risks associated with the ChiNext market and/or the STAR board

- *Higher fluctuation on stock prices and liquidity risk:* Listed companies on the ChiNext market and/or STAR board are usually of emerging nature with smaller operating scale. In particular, listed companies on the ChiNext market and STAR board are subject to wider price fluctuation limits, and due to higher entry thresholds for investors may have limited liquidity, compared to other boards. Hence, companies listed on these boards are subject to higher fluctuation in stock prices and liquidity risks and have higher risks and turnover ratios than companies listed on the main boards of the SZSE and/or the SSE.
- *Overvaluation risk:* Stocks listed on the ChiNext market and/or STAR board may be overvalued and such exceptionally high valuation may not be sustainable. Stock price may be more susceptible to manipulation due to fewer circulating shares.
- *Differences in regulation:* The rules and regulations regarding companies listed on the ChiNext market and STAR board are less stringent in terms of profitability and share capital than those in the main boards of the SZSE and/or the SSE.
- *Delisting risk:* It may be more common and faster for companies listed on the ChiNext market and/or STAR board to delist. In particular, ChiNext market and STAR board have stricter criteria for delisting compared to other boards. This may have an adverse impact on the relevant fund if the companies that it invests in are delisted.

- *Concentration risk:* The STAR board is a newly established board and may have a limited number of listed companies during the initial stage. Investments in the STAR board may be concentrated in a small number of stocks and subject the relevant fund to higher concentration risk.

Investments in the ChiNext market and/or STAR board may result in significant losses for the fund and its investors.

Risks associated with Mainland China Debt Securities

For investments by a fund in China debt securities, there may not be a liquid or active market for the trading of Renminbi-denominated bonds. Therefore, such fund may be subject to the risk of not being able to sell its bonds on a timely basis, or will have to sell at a deep-discount to their face values. The bid and offer spreads of the price of such securities may be large and the funds investing in Mainland China debt securities may incur significant trading costs. The security prices may fluctuate significantly. The fund's value, liquidity and volatility may be adversely affected.

China Interbank Bond Market ("CIBM") and Bond Connect

A fund may invest in China bonds traded on CIBM via foreign access regime and/or Bond Connect. The relevant rules and regulations are subject to change which may have potential retrospective effect.

The CIBM may have low trading volumes, which may cause liquidity risk and may cause the fund to miss out on investment opportunities.

Although Bond Connect removes the CIBM's investment quota and the need for a bond settlement agent, some bonds may still have low trading volumes, investments made through either channel may have high price volatility and there may be large spreads between bid and offer prices, limiting the ability to make profitable investments.

Risk associated with Urban Investment Bonds

Urban investment bonds are issued by LGFVs, such bonds are typically not guaranteed by local governments or the central government of the Mainland China. In the event that the LGFVs default on payment of principal or interest of the urban investment bonds, the funds investing in urban investment bonds could suffer substantial loss and the Net Asset Value of the fund could be adversely affected.

Dim Sum Bond Market

A fund may invest in "Dim Sum" bonds. The "Dim Sum" bond market is a relatively small market. As with some global fixed income markets, it may be more susceptible to volatility and illiquidity, and should there be any new rules which limit or restrict the ability of issuers to raise RMB (offshore CNH) funding by way of bond issuance and/or reversal or suspension of the liberalization of the CNH market by the relevant regulator(s), the operation of the "Dim Sum" bond market and new issuances could be disrupted and potentially cause a fall in the net asset value of the fund.

Mainland China Tax Risk

There are risks and uncertainties associated with the current tax laws, regulations and practice of Mainland China in respect of capital gains realised via QFI status or CIBM (via foreign access regime and/or Bond Connect) or access products on a fund's investments in Mainland China (which may have retrospective effect). Any increased tax liabilities on the fund may adversely affect the fund's value.

Based on professional and independent advice, currently no provision is being made by the fund for tax on capital gains on disposals of China fixed income securities listed or traded on exchanges or the Mainland China interbank bond market or for tax on interest on such onshore Mainland China fixed income securities, without deduction of tax provision made ultimately may prove excessive or inadequate to meet any at source. The actual tax liabilities (if any) will be debited from the fund's assets, and may adversely affect the fund's net asset value.

Eurozone Risk

In light of ongoing concerns on the sovereign debt risk of certain countries within the Eurozone, a fund's investments in the region may be subject to higher volatility, liquidity, currency and default risks. Any adverse events, such as credit downgrade of a sovereign or exit of EU members from the Eurozone, may have a negative impact on the value of the fund.

Russia

A fund may invest in Russia and the Russian market presents specific risks in relation to the settlement and safekeeping of securities as well as regarding the registration of assets where registrars are not always subject to effective government or other supervision.

Income-producing Securities

Although a fund may generally invest in income-producing securities, it is not guaranteed that all underlying investments will generate income. To the extent that underlying investments of the fund are income producing, higher yields generally mean that there will be reduced potential for capital appreciation for equity securities.

Sustainable Investing

To the extent a fund weighs ESG or sustainability criteria in choosing investments, it may underperform the market or other funds that invest in similar assets but do not apply sustainability criteria. Sustainable characteristics used in the fund's investment policy may result in the fund foregoing opportunities to buy certain securities when it might otherwise be advantageous to do so and/or selling securities due to their sustainable characteristics when it might be disadvantaged to do so. As such, the application of ESG criteria may restrict the ability of the fund to acquire or dispose of its investments at a price and time that it wishes to do so, and may therefore result in a loss to the fund.

The ESG characteristics of securities may change over time, which may in some cases require the Investment Manager disposing of such securities when it might be disadvantageous to do so from a financial perspective only. This may lead to a fall in the value of the fund.

The use of ESG criteria may also result in the fund being concentrated in companies with ESG focus and its value may be volatile when compared to other funds having a more diversified portfolio of investments.

There is a lack of standardised taxonomy of ESG evaluation methodology and the way in which different ESG funds will apply ESG criteria may vary, as there are not yet commonly agreed principles and metrics for assessing the sustainable characteristics of investments of ESG funds.

While the fund, in selecting investments, may use a proprietary ESG scoring process that is based partially on third party data, such data may be incomplete, inaccurate or unavailable. As a result, there is a risk that the Investment Manager may incorrectly assess a security or issuer.

Evaluation of sustainable characteristics of the securities and selection of securities may involve the Investment Manager's subjective judgment. As a result, there is a risk that the relevant sustainable characteristics may not be applied correctly or that the fund could have indirect exposure to issuers who do not meet the relevant sustainable characteristics, and sustainable characteristics of a security can change over time.

In making its proxy voting decisions consistent with ESG criteria, exclusionary criteria, the fund may not always be consistent with maximising an issuer's short-term performance.

Risk of investing in CoCos and other instruments with loss-absorption features

A fund may invest in instruments with loss-absorption features. Those features have been designed to meet specific regulatory requirements imposed on financial institutions and typically include terms and conditions specifying the instrument is subject to contingent write-down or contingent conversion to ordinary shares on the occurrence of the following: (a) when a financial institution is near or at the point of non-viability; or (b) when the capital ratio of a financial institution falls to a specified level.

Debt instruments with loss-absorption features are subject to greater capital risks when compared to traditional debt instruments as such instruments are typically subject to the risk of being written down or converted to ordinary shares upon the occurrence of pre-defined trigger events (such as those disclosed above). Such trigger events are likely to be outside of the issuer's control and are complex and difficult to predict and may result in a significant or total reduction in the value of such instruments.

In the event of the activation of a trigger, there may be potential price contagion and volatility to the entire asset class. Debt instruments with loss-absorption features may also be exposed to liquidity, valuation and sector concentration risk.

A fund may invest in CoCos, which are highly complex and are of high risk. CoCos are a form of hybrid debt security with loss-absorption features that are intended to either convert into equity shares of the issuer (potentially at a discounted price) or

have their principal written down (including permanently written down to zero) upon the occurrence of certain 'triggers'. Coupon payments on CoCos are discretionary and may be cancelled by the issuer at any point, for any reason, and for any length of time.

A fund may also invest in senior non-preferred debts. While these instruments are generally senior to subordinated debts, they may be subject to write-down upon the occurrence of a trigger event and will no longer fall under the creditor ranking hierarchy of the issuer. This may result in total loss principal invested.

Risk associated with Collateralised and/or Securitised Debt Instruments

A fund may invest in collateralised and/or securitised products (e.g. asset-backed securities and mortgage-backed securities) which may be highly illiquid and prone to substantial price volatility. These instruments may be subject to greater credit, liquidity and interest rate risk compared to other debt securities. They are often exposed to extension and prepayment risks and risks that the payment obligations relating to the underlying assets are not met, which may adversely impact the returns of the securities.

Financial Derivative Instruments

The use of derivatives may give rise to liquidity risk, counterparty credit risk, volatility risk, valuations risks and over-the-counter transaction risk at times. The leverage element/component of a derivative can result in a loss significantly greater than the amount invested in the financial derivative instrument by the fund. Exposure to financial derivative instruments may lead to a high risk of significant loss by the fund.

If a fund has a net leverage exposure of more than 100% of its net asset value, this will further magnify any potential negative impact of any change in the value of the underlying asset on the fund and also increase the volatility of the fund's price and may lead to significant losses.

A fund may implement active currency positions which may not be correlated with the underlying securities positions held by the fund. This may result in the fund suffering a significant or total loss even if there is no loss of the value of the underlying securities positions (e.g. equities, fixed income securities) being held by the fund.

Risks relating to the investment strategy of generating income from selling covered options

A fund's strategy of generating extra income from selling covered call options on the underlying equity portfolio may reduce the potential capital growth and future income of the fund.

Tracking Difference Risk

An index fund may be subject to tracking difference risk, which is the risk that its performance may not track that of the index exactly. This tracking difference may result from the investment strategy used, fees and expenses and taxes. The Investment Manager will monitor and seek to manage such risk in minimising tracking difference. There can be no assurance of exact or identical replication at any time of the performance of the index.

Passive Investment Risk

An index fund may be passively managed and the Investment Manager will not have the discretion to adapt to market changes due to the inherent investment nature of the fund. Falls in the index are expected to result in corresponding falls in the value of the fund.

Risks associated with distribution out of/effectively out of the fund's capital

Payment of dividends out of capital and/or effectively out of capital amounts to a return or withdrawal of part of an investor's original investment or from any capital gains attributable to that original investment. Any such distributions may result in an immediate reduction of the NAV per share/unit.

The distribution amount and net asset value of the hedged share class may be adversely affected by differences in the interest rates of the reference currency of the hedged share class and the fund's base currency, resulting in an increase in the amount of distribution that is paid out of capital and hence a greater erosion of capital than other non-hedged share classes.

DEALING IN SHARES BY HONG KONG INVESTORS

In addition to the section "Investing in the Funds" of the Prospectus, Hong Kong investors should also refer to the information below.

Anti-Money Laundering and Counter-Terrorist Financing

In order to comply with relevant regulations aimed at the prevention of money laundering and terrorist financing, FIL Group or the SICAV are required to apply due diligence measures to investors, including but not limited to identifying and verifying the identities of applicants, shareholders and beneficial owners, authorized signatory, connected party and where applicable, person purports to act on behalf of the customer (PPTA), director, settlor, protector, grantor, trustee and partner in partnership as well as conducting ongoing due diligence and scrutinizing Shareholder's transactions during the course of the business relationship. Applicants will be required to provide original and/or certified true copies of such documents and information that may be specified to establish proof of identity and address of the applicant to comply with the requirements of anti-money laundering or counter terrorist financing laws or regulations or FIL Group policy which may be applicable (unless FIL Group and/or the SICAV decide(s) otherwise). In the case of joint investors, FIL Group will require detailed verification of identity from all joint investors.

FIL Group or the SICAV reserve the right to request such information, either at the time an application is made for Shares or thereafter, as is necessary to provide additional or updated verification documents from time to time to verify the identity of an investor defined as per above (or each of the investors in the case of joint investors) and/or to periodically update its records. FIL Group or the SICAV also reserve the right to request additional information including the source of wealth and source of the funds as may be required to support the verification information and to allow it to complete adequate due diligence. In the event of delay or failure by the investor to produce any information required for verification purposes, the SICAV may refuse to accept the dealing request and, if so, in relation to a purchase, any monies received will be returned without interest to the account from which the monies were originally debited, and in relation to a sale, no Shares will be sold or monies paid to the investor.

Existing Shareholders with an account but who has not had any investments in funds in the account and transacted in the account for at least six (6) months may be required to provide updated information related to verification of identity before any additional transactions may be undertaken.

Available Share Classes

This Hong Kong Covering Document relates to the Share Classes of the funds as set out in the "Schedule – Available Share Classes" which are available for subscription for Hong Kong investors.

Other Share Classes which are not set out in the Schedule are not available to Hong Kong investors.

Processing of Investment

Applications for Shares may be made on relevant application forms through the Hong Kong Representative or any agent or distributor appointed by the General Distributor or any other sales channels, if applicable. FIL Group reserves the right to defer the processing of an investor's application until receipt of cleared monies and to invest the amount net of all bank charges. FIL Group cannot process dealing instructions with incomplete documentation or unclear instructions.

Standard dealing cut-off time is 5.00 pm Hong Kong time. Instructions to purchase, sell or switch shall be received by the Hong Kong Representative or its financial intermediaries (in relation to instructions received from the financial intermediaries underlying clients) by 5.00 pm Hong Kong time. Under normal circumstances all complete instructions to purchase, sell or switch received by 5.00 pm Hong Kong time on a Valuation Date will normally be executed on the same Valuation Date at the next calculated Net Asset Value by the Distributor plus (where applicable) an initial charge at the rate as stated in the section headed "Share Classes" under the section "Investing in the Funds" of the Prospectus. Instructions received after such time will be executed the next Valuation Date. Shares will be issued in registered account form and certificates will not be issued.

For the avoidance of doubt, where incomplete, unclear, inaccurate or ambiguous dealing instructions / documentation are received on a Valuation Date which is not a Hong Kong business day, FIMHK reserves the right in its sole discretion to delay the processing of such instructions until the next Valuation Date which is a Hong Kong business day.

Shareholders should normally allow at least three business days before further switching, selling or redeeming their Shares after purchase or subscription. The ownership of Shares will normally be transferred to the investor upon receipt of cleared monies.

The maximum interval between receipt of a properly documented request for sale or redemption of Shares and the payment of monies should not exceed one calendar month.

Notwithstanding any of the conditions stated herein, if FIL Group, in its absolute discretion and without having to give any reason, believes that any instructions from the investor may expose or lead FIL Group to any actions, claims, proceedings, losses, damages,

costs, expenses or liabilities of whatever nature whether directly or indirectly, FIL Group has the right to refuse any dealing of the FIL Group account without being liable to the investor for any direct or indirect loss or consequence.

Unless specifically stated in writing at the time of application, any one of the registered Shareholders is authorised to sign any documents or give instructions in connection with that holding on behalf of the other joint holders. Such authorisation shall remain in force unless notice of its termination is received under separate cover by FIL Group.

No cash or third party payments will be accepted. For bank drafts, the bank is required to certify that the draft is issued upon the account holder's request at the back of the draft.

The SICAV and the Distributors cannot refuse a request to sell or redeem Shares except as provided for under the section headed "Temporarily Suspend the Calculation of NAVs or Transactions in a Fund's Shares" contained in the section "Investing in the Funds" of the Prospectus. Any such suspension will be published immediately following such decision (where practicable, within one day of the decision) on www.fidelity.com.hk * or in such manner as approved by the SFC.

Deferral of Redemptions

For those funds authorised for sale in Hong Kong, the threshold for deferral of redemption requests and switching requests shall be 10% of the issued Shares of a fund.

Redemption in Specie

The section "In Specie Subscription or Redemption" of the Prospectus shall generally apply to Hong Kong Shareholders of the SICAV. Furthermore, without prejudice to the obligations of the SICAV's Directors to protect Shareholders against the effects of market timing or investors who in their opinion, have a pattern of short-term or excessive trading or whose trading has been or may be disruptive to the SICAV, Hong Kong investors with redemption requests of USD 100,000 or above dealing with the SICAV through FIMHK must consent before receiving net redemption proceeds in the form of an in specie transfer. Hong Kong Investors may elect to receive a cash payment of redemption proceeds, in which case FIMHK shall arrange for the sale of the in-specie securities. The Hong Kong investors electing to receive a cash payment of redemption proceeds would bear the costs associated with disposing of the in-specie securities and the market risks associated with such disposal. Cash redemption proceeds would be payable on the completion of the sale of all in specie securities.

Redemption – Settlement

Settlement will normally be made by electronic bank transfer. The Management Company will aim to make settlement payments within three business days (without however exceeding 5 business days) after receipt of written instructions. Exceptions currently apply in relation to the funds listed below. Subject to the sub-section headed "Processing of Investment" of this Hong Kong Covering Document, if in exceptional circumstances it is not possible to make the payment within the relevant period, then such payment shall be made as soon as reasonably practicable thereafter but without interest. In addition, different settlement periods may apply if settlement is made via local correspondent banks, paying agents or other agents. Settlement amounts may be subject to bank charges levied by the Shareholder's own (or a correspondent) bank. Payment will be made in one of the Principal Dealing Currencies of the relevant class of Share or may also be made in one of the major freely convertible currencies if requested by the Shareholder(s) at the time of instruction.

Exceptions: funds for which settlement will normally be made within five Business Days	
Fidelity Funds – Asian High Yield Fund	Fidelity Funds – India Focus Fund

Redemption – Price

Currently, no sales exit fee or redemption fee is applied to any of the classes offered to retail investors in Hong Kong. However, the right is reserved to charge a sales exit fee or a redemption fee on certain other classes, not exceeding 1.00% of the Net Asset Value, unless an exception is specified for a class in section headed "Share Classes" in the section "Investing in the Funds" of the Prospectus, if the Directors so determine in the future, which fee will revert to the General Distributor. In the case of a redemption fee being applied to any of the share classes offered to retail investors in Hong Kong, the Prospectus shall be updated and the investors duly informed.

Fidelity Automatic Account Builder (Monthly Investment Plan)

Investors may make regular investments of HKD 1,000 or more into a fund by monthly automatic transfer from the investor's bank account to the investor's FIL Group account. Applications to join this monthly investment plan may be made on relevant

* The website has not been reviewed by the SFC.

application forms through the Hong Kong Representative or any agent or distributor appointed by the General Distributor or any other sales channels, if applicable.

Certificates

No share certificates will be issued. Investors will be informed of their holdings through the contract notes and statements described below.

Contract Notes and Statements

A contract note confirming full details of purchase, sale or switching will normally be issued and sent out no later than the end of the second business day after entering into the relevant contract. A statement will be sent within seven business days of the end of each month. Investors should examine each contract note and statement carefully to determine if there are any errors, discrepancies or unauthorised transactions. The contract note or statement will be conclusive and binding if not objected to in writing within thirty (30) days after dispatch by FIL Group. Any such written objection should be directed to FIMHK at P.O. Box 8446, General Post Office, Hong Kong, and contain sufficient particulars for objection and shall be deemed received only if actually delivered and mailed by registered mail return receipt requested. Failure to do so shall be deemed ratification of all actions taken by FIL Group or its agents prior to the contract note or statement being furnished. FIL Group shall not be liable in any way whatsoever for failure to receive any contract note or statement which has been properly sent.

Electronic Recording

In connection with phone instructions, FIL Group may record electronically telephone conversations with FIL Group employees with or without the use of an automatic tone warning device. Such recording and transcripts may be used for any purpose, including as evidence by either party in any dispute.

Joint Holders Special Authorisation

Unless otherwise indicated in the application form investors who apply to subscribe/purchase as joint holders jointly and severally:

- (i) Authorise FIL Group and the SICAV to act upon instructions given by only one of the joint holders in respect of the purchase, subscription, redemption, sale or switching of Shares or any other matter relating to Shares in the SICAV;
- (ii) Confirm that, upon the death of any of the joint holders, such authorisation will continue in force and FIL Group may, without liability as aforesaid, act on the instructions;
- (iii) Confirm that this authorisation shall apply to any further Shares of the SICAV purchased, transferred or otherwise held registered jointly in all names of the joint holders;
- (iv) Agree that this authorisation shall remain in force until an original written notice of its termination or replacement is received by FIL Group and any such notice shall be without prejudice to the completion of any transaction already initiated; and
- (v) Agree that this authorisation shall be construed in accordance with and governed by the Laws of Luxembourg for the SICAV.

PUBLICATION OF PRICES

Net Asset Values of the funds (other than Class A Shares) will be published in the South China Morning Post and the Hong Kong Economic Times. The Net Asset Values of Class A Shares of the funds will be published on www.fidelity.com.hk.

CALCULATION OF NET ASSET VALUE

Where fair value adjustments are necessary as described in the section headed "Asset Valuations" under the section "Investing in the Funds" of the Prospectus, the process and conduct of the SICAV's fair value adjustments (including determination of the circumstances which may give rise to the use of fair value price) are made by the Board or its delegate, the Investment Manager, in consultation with the Depositary.

DIVIDENDS AND DISTRIBUTION POLICY

As indicated in the section headed "Dividends" under the section "Investing in the Funds" of the Prospectus, the Directors may for certain classes of Shares recommend distribution of dividends out of capital at their discretion, or they may recommend distribution of dividends out of gross income while charging all or part of the funds' fees and expenses to/out of the capital of the fund, resulting in an increase in distributable income for the distribution of dividends and therefore, the fund may effectively distribute dividend out of capital. Such distribution out of capital amounts to a return or withdrawal of part of an investor's original investment or from any capital gains attributable to that original investment. Any distributions involving payment of dividends

~ The website has not been reviewed by the SFC.

out of the fund's capital or payment of dividends effectively out of the fund's capital (as the case may be) may result in an immediate decrease of the Net Asset Value per Share.

The composition of dividends, that is, the relative amounts paid out of (i) net distributable income, and (ii) capital, for the last 12 months are available from the Hong Kong Representative on request and also on the fund's website: https://www.fidelityinternational.com/legal/documents/FF/HK-zh_en/fdpc.ff.HK-zh_en.HK.pdf ~.

Should the distribution policy of any fund or the policy on charging fees and expenses to capital (as the case may be) be amended, such change will be subject to the prior approval of the SFC and by giving not less than one month's notice to investors.

FEES AND EXPENSES

The start-up expenses for a new fund generally are less than USD 30,000. Start-up expenses for any new fund will normally be charged to the particular fund in the first year of its formation.

Management fees

The "Maximum Annual Fees" as disclosed in the table under "Main Share Classes" in the information for each fund under the section headed "Fund Descriptions" of the Prospectus refers to the current annual fees for the specific class of Shares. The management fee may be increased in respect of any one or more funds or Share classes from time to time, provided the fees does not exceed an annual rate of 2.00% of the net asset value of the fund. Any increase above 2.00% is subject to not less than three months' notice being given to Shareholders in the same manner as notices of meetings.

Commissions to financial intermediaries

The General Distributor and the Distributors may pay ongoing commissions to financial intermediaries, which commissions will ultimately be borne by the Investment Manager out of its investment management fee. Ongoing commission may be paid to qualified intermediaries by a Distributor throughout the life of the investment. Such commission is based upon the Net Asset Value of the Shares of the funds held on behalf of investors coming into the funds through an intermediary. No money should be paid to any intermediary in Hong Kong who is not licensed to engage in the regulated activity of dealing in securities. The SICAV will not pay out of its assets any commission to intermediaries arising out of any dealing in the Shares or any expenses arising out of advertising or promotional activities in connection with the SICAV.

MERGER OF FUNDS

In the event that a decision is taken to merge one or several funds with another undertaking for collective investment, at least one month's prior notice will be provided to Shareholders or an extraordinary general meeting of the SICAV or fund would be called to vote on the proposed merger.

INDEMNITY

Each investor shall keep FIL Group fully indemnified on demand against all actions, proceedings, claims, losses, damages, costs and expenses which may be brought against FIL Group or suffered or incurred by FIL Group arising directly or indirectly in consequence with FIL Group's accepting and/or relying and/or failing to act on instructions given by or on behalf of the investor, unless due to the wilful default or negligence of FIL Group.

FIL Group shall be entitled at any time without notice to combine the funds in any or all of the investor's accounts opened from time to time by the investor with FIL Group. Without limiting the generality of the foregoing, FIL Group is hereby specifically authorised to transfer any sum or sums among different accounts of the investor with FIL Group in settlement of all or parts of the investor's debts with FIL Group.

RISK MANAGEMENT

Risk Management Process

The SICAV has a comprehensive risk management process in place, which enables it to identify and manage at any time all material risks the SICAV is exposed to. The Conducting Officers of the Management Company are responsible for the oversight of the day-to-day conduct of the business of the funds, compliance and risk management activities including the effective supervision over delegates as required by Luxembourg law, the SICAV's Articles of Incorporation and the Prospectus. The risk management

process is supported by operational and control procedures aiming for an appropriate management of the SICAV with respect to market risk, counterparty/credit risk, liquidity risk, operational risk and other risks which may be material to the SICAV.

The Conducting Officers have formalised a “Use of Financial Derivatives Policy”, outlining how the Investment Manager is permitted to use financial derivative instruments and defines the quantitative limits thereof. Potential counterparties are analysed based on their audited financial statements, their history and their organizational structure and analysts determine whether or not the counterparty meets the minimum standard. If these standards are met, the analysts will conduct their own independent, fundamental analysis of the counterparty and assign a proprietary credit rating accordingly. Only counterparties with certain ratings are recommended for the approved counterparty list. All exposures are monitored and reviewed on a regular basis.

The Investment Compliance function serves as an independent oversight function to ensure the funds’ compliance with regulatory, prospectus and internal investment restrictions and provides reporting of any breaches. The Portfolio Manager is notified immediately upon identification of the breach.

In addition to the regulatory limits, Investment Compliance sets up warning thresholds to minimise the risk that the regulatory limits will be breached. The Investment Compliance team primarily utilises Charles River IMS to verify compliance with those restrictions. Automatic pre-trade and time of trade testing has been established for most of the investment restrictions. Where pre-execution restrictions cannot be monitored by the automated system, daily post-execution monitoring of trades is carried out by Investment Compliance.

Further details of the risk management policy, controls, procedures and methods applied by the funds is available upon request from the Hong Kong Representative.

Liquidity Risk Management Policy

The Board has established a liquidity risk management policy which enables it to identify, monitor and manage the liquidity risks of each fund and to ensure that the liquidity profile of the investments of each fund will facilitate compliance with the fund’s obligation to meet redemption requests. Such policy, combined with the liquidity management tools of the Board, also seeks to achieve fair treatment of Shareholders and safeguard the interests of remaining Shareholders in case of sizeable redemptions.

The Board’s liquidity risk management policy involves liquidity model which assesses liquidity profile for each fund under both standard and stressed market scenarios, and modelling of liquidity demands having regard to factors such as shareholder concentration and redemption activities.

Liquidity risks will also be monitored at different stage of the investment process on an ongoing basis. This includes, for example, regular monitoring of liquidity at both instruments and fund levels, and process for liquidity risks oversight and escalation. The liquidity risk management policy is implemented by designated staff and committees. The oversight of liquidity risk management and other related responsibility are performed by the Board’s chief risk officer.

Liquidity Risk Management Tools

The tools which may be employed by the Board to manage liquidity risks include:

- Redemption in Specie - Please refer to the section headed “In Specie Subscription or Redemption” under the section “Investing in the Funds” of the Prospectus, and the section “Redemption in Specie” above for further details.
- Swing Pricing - Please refer to the section headed “Swing Pricing” under the section “Investing in the Funds” of the Prospectus for further details.
- Borrowing Facilities (for the purpose of allowing for the payment of redemption proceeds) - Please refer to the section “General Investment Powers and Restrictions” of the Prospectus for further details.
- Deferred Redemptions - Please refer to the section “IMPLEMENT SPECIAL PROCEDURES DURING TIMES OF PEAK BUY, EXCHANGE OR SELL REQUESTS” under “Rights We Reserve” of the Prospectus, and “Deferral of Redemptions” above for further details.
- Temporary Fund Suspension - Please refer to the section “TEMPORARILY SUSPEND THE CALCULATION OF NAVS OR TRANSACTIONS IN A FUND’S SHARES” under “Rights We Reserve” of the Prospectus for further details. Typically, this option would only be considered once all other options have been considered.

The Board will consider which liquidity tool will be applied based on the relevant circumstances and with an aim to protect the interests of Shareholders.

HONG KONG TAX

The SICAV will not be subject to any profits tax in Hong Kong so long as it is authorised under section 104 of the Securities and Futures Ordinance and complies with the requirements of the SFC. Investors will not be subject to any Hong Kong tax on capital gains realised on the sale of any Shares. If the acquisition and realisation of Shares is or forms part of a trade, profession or business carried on in Hong Kong, gains realised by the relevant investors may attract Hong Kong profits tax. Shares will not attract Hong Kong estate duty. Furthermore, it is the SICAV's understanding that no Hong Kong stamp duty will be payable on the issue or transfer of Shares. This information is given on the basis of the Directors' understanding of present legislation and practice in Hong Kong.

Investors may refer to the Prospectus for more information on the possible tax implications. Investors should inform themselves of, and where appropriate consult their professional advisors on, the possible tax consequences of subscribing for, buying, holding, converting, redeeming or otherwise disposing of Shares under the laws of their country of citizenship, residence, or domicile or incorporation.

HANDLING OF UNCLAIMED PROCEEDS

Upon liquidation of the SICAV, a fund or a Class of Shares in accordance with the Articles of Incorporation and as disclosed under section "Liquidation or Merger" under "Management and Governance" in the Prospectus, any unclaimed proceeds upon liquidation will be deposited in escrow at the *Caisse de Consignation* in Luxembourg. Amounts not claimed within the prescribed period (i.e. currently, 30 years after being deposited with the *Caisse de Consignation*) are liable to be forfeited in accordance with the provisions of Luxembourg law.

KEY INVESTOR INFORMATION DOCUMENT

Notwithstanding the references to the Key Investor Information Document ("KIID") in the Prospectus, the KIID is not intended to be, and shall not in any event be interpreted as, an offering document of the SICAV in Hong Kong and is not distributed to investors in Hong Kong.

SUSTAINABILITY ANNEXES

Notwithstanding the references to the Sustainability Annexes in the Prospectus, the Sustainability Annexes containing pre-contractual disclosures in accordance with requirements of article 8 or article 9 of the SFDR in respect of funds authorised by the SFC in Hong Kong are now available on the website <https://www.fidelity.com.hk/static/hong-kong/pdf/HK-funds-uptodate-consolidated-annexes-for-2023-prospectus.PDF> * (in English only). Printed copies of the pre-contractual disclosure templates (in English only) may be obtained free of charge upon request from the registered office of FIMHK. SFC authorisation is not a recommendation or endorsement of a fund nor does it guarantee the commercial merits of a fund or its performance. It does not mean the fund is suitable for all investors nor is it an endorsement of its suitability for any particular investor or class of investors.

DOCUMENTS AVAILABLE FOR INSPECTION

The following documents are available for inspection free of charge during normal business hours on weekdays (Saturdays, Sundays and other public holidays excepted) at FIMHK, together with a translation of the Luxembourg Law of 17 December 2010.

- a) Articles of Incorporation of the SICAV
- b) Management Company Services Agreement
- c) Depositary Agreement
- d) Distributors' Agreements
- e) Investment Management Agreement
- f) Services Agreement
- g) Paying Agency Agreement
- h) Hong Kong Representative's Agreement

The agreements listed above may be amended from time to time by agreement between the parties thereto. Any such agreement on behalf of the SICAV will be made by its Directors, except as noted in the section "Management and Governance" of this Prospectus.

* The website has not been reviewed by the SFC.

Copies of this Prospectus and the latest audited annual report and accounts and unaudited semi-annual report and accounts of the SICAV are available for inspection and may be obtained free of charge upon request from the registered office of FIMHK. Audited annual reports are issued within four months of the end of the financial year. Unaudited semi-annual reports are issued within two months of the end of the period they cover. The latest audited annual report and accounts and unaudited semi-annual report and accounts of the SICAV for Hong Kong investors will only be available in English and can be downloaded from the website www.fidelity.com.hk/literature_download_en¹⁰.

ENQUIRIES AND COMPLAINTS

For inquiries, out-of-court complaints and redress mechanism in Hong Kong, please call the Fidelity Personal Investments Hotline on (852) 2629 2629, or alternatively, you can write to the Asia Pacific Business Compliance Team, address at Level 21, Two Pacific Place, 88 Queensway, Admiralty, Hong Kong. We will respond to any complaints and inquiries either by phone or in writing.

PERSONAL INFORMATION COLLECTION STATEMENT

For the purpose of this section, “Applicable Laws” means applicable laws, rules, regulations, by-laws, constitution, orders, directives, notices, circulars, codes, customs, contractual terms prescribed by any clearance systems and/or exchanges and usages (whether of government bodies, authorities, exchanges, markets, regulators, self-regulating bodies or clearing systems, whether or not having the force of law, and whether in or outside Hong Kong) as may be promulgated from time to time.

Pursuant to the Personal Data (Privacy) Ordinance (the “Ordinance”), the following information is provided to you in connection with your dealings with and provision of data or information to FIL Investment Management (Hong Kong) Limited or any holding company or subsidiary of FIL Investment Management (Hong Kong) Limited or any subsidiary or associate company of any such holding company (“FIL”). Please be aware that this Statement replaces any notice or statement of similar nature that may have been provided to you previously. FIL is committed to maintaining your personal data in accordance with the requirements of the Ordinance and will take all reasonable steps to ensure that your personal data is kept secure against unauthorised access, loss, disclosure and destruction.

- (a) From time to time, it is necessary for clients and various other individuals (“data subjects”) to supply FIL with data in connection with various matters such as account opening or continuations, or provision of services to clients and other individuals. The kinds of data that may be collected includes, but is not limited to, name, contact details (including residential address, correspondence address, permanent address (if applicable), contact/mobile phone number, email address), occupation, town/city and country of birth, nationality, identity card, passport numbers, social security or national insurance numbers, country of tax residency, tax identification numbers and details of financial status.
- (b) Although it is not generally obligatory for a data subject to provide personal data, failure to supply such data may result in FIL being unable to open an account or continue services to clients and various other individuals or comply with any Applicable Laws.
- (c) Data relating to the data subjects are collected or received by FIL from time to time in the ordinary course of the continuation of FIL’s relationship with them, for example, when data subjects open account, write cheques, transfers funds, effect transactions, attend seminar/events or generally communicate verbally or in writing by data subjects with FIL.
- (d) The purposes for which data relating to a data subject may be used will vary depending on the nature of the data subject’s relationship with FIL. They may comprise any or all of the following purposes:
 - (i) the processing of applications for an account with and/or other financial services (including nominee services) provided by FIL;
 - (ii) enabling and/or ensuring the daily operation of the services provided to the data subjects;
 - (iii) researching, designing and launching financial, investment, wealth management, securities, retirement, insurance and nominee services or related products and services for data subjects’ use;
 - (iv) promoting and marketing services and products subject to your exercise of the opt-out right (please see further details in paragraph (e) below);
 - (v) providing alerts, newsletter, leaflets, investor communications and investment education materials requested/signed up by the data subjects;
 - (vi) designing and organising financial, investment seminars/events/forums;
 - (vii) designing and conducting surveys/questionnaires for client profiling/segmentation, statistical analysis, improving and furthering the provision of services by FIL;

¹⁰ The website has not been reviewed by the SFC.

- (viii) meeting the disclosure, reporting, compliance and any other legal and regulatory requirements (including but not limited to tax reporting) under any Applicable Laws (including local and foreign taxation authorities) applicable to FIL or any Data Transferee (as defined below) in Hong Kong or elsewhere from time to time;
 - (ix) complying with any Applicable Laws binding or applying to FIL or the Data Transferee within or outside of Hong Kong existing currently and in the future, as well as any present or future contractual or other obligations or requirements with local or foreign legal, regulatory, governmental, tax, law enforcement or other authorities that is assumed by or imposed on FIL or the Data Transferee by reason of its financial, commercial or business activities in or related to the jurisdiction of the relevant local or foreign legal, regulatory, governmental, tax, law enforcement or other authorities, including but not limited to;
 - 1) compliance with obligations binding on FIL or the Data Transferee in Hong Kong or elsewhere pursuant to the arrangements in relation to Chapter 4 of Subtitle A of the United States Inland Revenue Code of 1986 as amended or supplemented from time to time ("FATCA"); or
 - 2) establishing whether you are a citizen of the United States, resident of the United States for its federal income tax purposes or otherwise subject to tax in the United States and/or to substantiate whether your account has US status for the purposes of FATCA.
 - (x) any purpose related to the administration of the products offered by FIL, third party product issuers or the data subject's participation therein;
 - (xi) enabling a potential purchaser of all or any part of the business or shares of FIL to evaluate the transaction intended to be the subject of the purchase; and
 - (xii) purposes directly related or incidental to the above, including seeking professional advices.
- (e) USE OF DATA IN DIRECT MARKETING
- FIL intends to use the data subject's data in direct marketing and FIL requires the data subject's consent (which includes an indication of no objection) for that purpose. In this connection, please note that:
- (i) the name, contact details (including residential address, correspondence address, permanent address (if applicable), contact/mobile phone number, email address), products and services portfolio information, transaction pattern and behaviour, financial background, online behaviour and demographic data of the data subject held by FIL from time to time may be used by FIL in direct marketing;
 - (ii) the following classes of services, products and subjects may be marketed in direct marketing:
 1. financial, investment, wealth management, securities, retirement, insurance, nominee and related services and products;
 2. reward, loyalty or privileges programmes, promotional offers and related services; and
 3. invitations to financial and investment seminars/events/forums.
- (f) Data collected may be maintained for such period as may be required under Applicable Laws or as otherwise needed to fulfill any of the purposes set out in paragraph (d) above.
- (g) Data held by FIL relating to a data subject will be kept confidential but FIL may provide such information to the following parties whether inside or outside Hong Kong for the purposes set out in paragraph (d) ("Data Transferee"):
- (i) the ultimate holding company of FIL, its subsidiaries, representative offices and/or affiliates of FIL;
 - (ii) the service providers of FIL or the funds including the issuer, the trustee, the registrar, transfer agent, the custodian/depositary, administrative service agent, nominee, share distributors, securities and investment service providers, the auditor of each product and legal advisors;
 - (iii) any agent, contractor, cloud provider or third party service provider who provides administrative, research, design, launch, data storage, telecommunications, software development and application, printing, letter-shopping, mailing, computer, payment, securities clearing and settlement or other services to FIL in connection with the operation of its business;
 - (iv) the intermediaries of FIL including third party financial institutions such as banks, Independent Financial Advisors, insurers, third party product issuers, distributors, correspondent banks and/or their respective service providers which may handle or process payment to/from data subjects;
 - (v) the employees, officers, directors and agents of FIL;
 - (vi) any applicable regulatory authorities / bodies, governmental authorities / bodies, industry recognised bodies such as future exchanges, fiscal and monetary authorities, securities associations, credit reference agencies, securities exchanges and tax authority of any jurisdictions (whether within or outside of Hong Kong), including but not limited to the United States Internal Revenue Service for the purpose of, for example, compliance with FATCA;

- (vii) without limiting the generality of (vi) above, any party to whom FIL is under an obligation to make disclosure by Applicable Laws or voluntary arrangements binding on FIL;
- (viii) external service providers (including but not limited to printing houses, mailing houses, telecommunication companies, public relation companies, advertising agency, telemarketing companies, data processing and data storage companies, storage companies, call centres, market research firms, and information technology companies), that FIL engages for the purposes set out in paragraph (e).

Please note that personal data stored or processed in any jurisdiction outside of Hong Kong may also be accessible to law enforcement, national security and other government authorities of that jurisdiction and may not enjoy the same protection as in Hong Kong.

- (h) Under the Ordinance, any individual has the right:
 - (i) to check whether FIL holds data about him or her, and of access to such data;
 - (ii) to require FIL to correct any data relating to him or her which is inaccurate;
 - (iii) to ascertain FIL's policies and practices in relation to data and to be informed of the kind of personal data held by FIL;
 - (iv) to object to the use of his/her personal data for marketing purposes and FIL shall not use his/her personal data for marketing purposes after he/she communicates his/her objection to FIL.
- (i) In accordance with the terms of the Ordinance, FIL has the right to charge a reasonable fee for the processing of any data access request.
- (j) You may exercise your opt-out right by notifying FIL if you wish to object to the use of your personal data for direct marketing purposes. The person to whom such objections, requests for access to data, correction of data or for information regarding policies and practices and kinds of data held are to be addressed as follows:

The Data Protection Officer
FIL Investment Management (Hong Kong) Limited
Level 21, Two Pacific Place
88 Queensway, Admiralty,
Hong Kong
- (k) Nothing in this Statement shall limit the rights of the data subject under the Personal Data (Privacy) Ordinance.

OTHER INFORMATION

Legal Advisers (as to Hong Kong law)

Deacons
5th Floor,
Alexandra House,
18 Chater Road,
Central,
Hong Kong.

**SCHEDULE
AVAILABLE SHARE CLASSES**

The list of Share classes and the related information below is valid as at the date of this Hong Kong Covering Document. Such list may be updated from time to time. For a complete list of all available Share classes, please go to fidelityinternational.com[#] or your Distributor or intermediary. Certain classes of Shares may be subject to corporate actions and the name of certain classes of Shares may also change as a result of the change of name of the relevant fund. For further information please refer to the section “Investing in the Funds” of the Prospectus for fund related information.

Share Class Name	ISIN Number	Share Class Launch Date	Annual Management Fee Rate (%)	Annual Distribution Fee Rate (%)	Hedging Methodology*
Fidelity Funds – America Fund A-ACC-AUD (hedged)	LU0963029086	30/08/2013	1.50		1
Fidelity Funds – America Fund A-ACC-USD	LU0251131958	03/07/2006	1.50		
Fidelity Funds – America Fund A-Euro	LU0069450822	16/02/2004	1.50		
Fidelity Funds – America Fund A-USD	LU0048573561	01/10/1990	1.50		
Fidelity Funds – America Fund Y-ACC-USD	LU0318939179	22/10/2007	0.80		
Fidelity Funds – American Growth Fund A-USD	LU0077335932	30/06/1997	1.50		
Fidelity Funds – ASEAN Fund A-ACC-HKD	LU0737861269	09/02/2012	1.50		
Fidelity Funds – ASEAN Fund A-ACC-USD	LU0261945553	25/09/2006	1.50		
Fidelity Funds – ASEAN Fund A-USD	LU0048573645	01/10/1990	1.50		
Fidelity Funds – ASEAN Fund Y-ACC-USD	LU0346390510	25/03/2008	0.80		
Fidelity Funds – Asia Pacific Dividend Fund A-HMDIST(G)-AUD (hedged)	LU1046420714	09/04/2014	1.50		1
Fidelity Funds – Asia Pacific Dividend Fund A-MCDIST(G)-HKD	LU2753927669	28/02/2024	1.50		
Fidelity Funds – Asia Pacific Dividend Fund A-MCDIST(G)-USD	LU2639601496	12/07/2023	1.50		
Fidelity Funds – Asia Pacific Dividend Fund A-MINCOME(G)-HKD	LU1119993845	16/10/2014	1.50		
Fidelity Funds – Asia Pacific Dividend Fund A-MINCOME(G)-USD	LU0877626530	24/01/2013	1.50		
Fidelity Funds – Asia Pacific Dividend Fund A-USD	LU0205439572	16/12/2004	1.50		
Fidelity Funds – Asia Pacific Opportunities Fund A-ACC-USD	LU2008162690	12/06/2019	1.50		
Fidelity Funds – Asia Pacific Opportunities Fund A-ACC-Euro	LU0345361124	18/02/2008	1.50		
Fidelity Funds – Asia Pacific Strategic Income Fund A-ACC-USD	LU1313547892	30/11/2015	1.00		
Fidelity Funds – Asia Pacific Strategic Income Fund A-HMDIST(G)-AUD (hedged)	LU1345484106	29/01/2016	1.00		1
Fidelity Funds – Asia Pacific Strategic Income Fund A-MCDIST(G)-HKD	LU2753927743	28/02/2024	1.00		
Fidelity Funds – Asia Pacific Strategic Income Fund A-MCDIST(G)-USD	LU1509826852	22/11/2016	1.00		
Fidelity Funds – Asia Pacific Strategic Income Fund A-MINCOME(G)-HKD (hedged)	LU1345483983	29/01/2016	1.00		1
Fidelity Funds – Asia Pacific Strategic Income Fund A-MINCOME(G)-USD	LU1345482746	29/01/2016	1.00		
Fidelity Funds – Asia Pacific Strategic Income Fund A-MINCOME(G)-USD (hedged)	LU1345483470	29/01/2016	1.00		1
Fidelity Funds – Asia Pacific Strategic Income Fund Y-USD	LU1345484361	29/01/2016	0.65		
Fidelity Funds – Asian Bond Fund A-ACC-USD	LU0605512275	18/04/2011	0.75		
Fidelity Funds – Asian Bond Fund A-HMDIST(G)-AUD (hedged)	LU1371569549	03/03/2016	0.75		2
Fidelity Funds – Asian Bond Fund A-HMDIST(G)-RMB (hedged)	LU2262856953	16/12/2020	0.75		2
Fidelity Funds – Asian Bond Fund A-MDIST-USD	LU0605512432	18/04/2011	0.75		
Fidelity Funds – Asian Bond Fund A-MCDIST(G)-HKD	LU2317111552	23/06/2021	0.75		
Fidelity Funds – Asian Bond Fund A-MCDIST(G)-USD	LU2156567054	22/04/2020	0.75		
Fidelity Funds – Asian Bond Fund A-MINCOME(G)-HKD	LU1371569465	03/03/2016	0.75		
Fidelity Funds – Asian Bond Fund A-MINCOME(G)-USD	LU1371569200	03/03/2016	0.75		
Fidelity Funds – Asian High Yield Fund A-ACC-Euro	LU0286668966	02/04/2007	1.00		
Fidelity Funds – Asian High Yield Fund A-ACC-USD	LU0286668453	02/04/2007	1.00		

[#] The website has not been reviewed by the SFC.

* 1. Look-through to underlying portfolio; 2. Look-through to fund reference index; 3. Translation hedging; 4. Custom hedging.

Share Class Name	ISIN Number	Share Class Launch Date	Annual Management Fee Rate (%)	Annual Distribution Fee Rate (%)	Hedging Methodology*
Fidelity Funds – Asian High Yield Fund A-HMDIST(G)-AUD (hedged)	LU1046420631	09/04/2014	1.00		2
Fidelity Funds – Asian High Yield Fund A-MDIST-HKD	LU0532244745	18/08/2010	1.00		
Fidelity Funds – Asian High Yield Fund A-MDIST-USD	LU0286669428	02/04/2007	1.00		
Fidelity Funds – Asian High Yield Fund A-MINCOME(G)-HKD	LU2605879944	26/04/2023	1.00		
Fidelity Funds – Asian High Yield Fund A-MINCOME(G)-USD	LU0937949237	18/06/2013	1.00		
Fidelity Funds – Asian High Yield Fund A-MINCOME-USD	LU0605512788	13/04/2011	1.00		
Fidelity Funds – Asian High Yield Fund I-MDIST-USD	LU1235294300	03/06/2015	0.65		
Fidelity Funds – Asian High Yield Fund Y-ACC-USD	LU0370790650	21/07/2008	0.65		
Fidelity Funds – Asian Smaller Companies Fund A-ACC-Euro	LU0702159772	07/12/2011	1.50		
Fidelity Funds – Asian Smaller Companies Fund A-ACC-USD	LU0702159699	07/12/2011	1.50		
Fidelity Funds – Asian Smaller Companies Fund A-USD	LU0702159343	07/12/2011	1.50		
Fidelity Funds – Asian Smaller Companies Fund Y-ACC-USD	LU0702159939	07/12/2011	0.80		
Fidelity Funds – Asian Special Situations Fund A-ACC-Euro	LU0413542167	23/02/2009	1.50		
Fidelity Funds – Asian Special Situations Fund A-ACC-USD	LU0261950983	25/09/2006	1.50		
Fidelity Funds – Asian Special Situations Fund A-USD	LU0054237671	03/10/1994	1.50		
Fidelity Funds – Asian Special Situations Fund Y-ACC-USD	LU0346390601	17/03/2008	0.80		
Fidelity Funds – Australian Diversified Equity Fund A-ACC-AUD	LU0261950041	25/09/2006	1.50		
Fidelity Funds – Australian Diversified Equity Fund A-AUD	LU0048574536	06/12/1991	1.50		
Fidelity Funds – China Consumer Fund A-ACC-AUD (hedged)	LU1046420391	09/04/2014	1.50		1
Fidelity Funds – China Consumer Fund A-ACC-Euro	LU0594300096	23/02/2011	1.50		
Fidelity Funds – China Consumer Fund A-ACC-HKD	LU0605514214	13/04/2011	1.50		
Fidelity Funds – China Consumer Fund A-ACC-USD	LU0594300179	23/02/2011	1.50		
Fidelity Funds – China Consumer Fund A-Euro	LU0594300252	23/02/2011	1.50		
Fidelity Funds – China Consumer Fund A-USD	LU0594300419	23/02/2011	1.50		
Fidelity Funds – China Consumer Fund Y-ACC-USD	LU0594300500	23/02/2011	0.80		
Fidelity Funds – China Focus Fund A-USD	LU0173614495	18/08/2003	1.50		
Fidelity Funds – China Focus Fund A-GBP	LU0200822756	04/10/2004	1.50		
Fidelity Funds – China Focus Fund A-ACC-USD	LU1224709979	19/05/2015	1.50		
Fidelity Funds – China Focus Fund A-ACC-Euro	LU0318931192	24/09/2007	1.50		
Fidelity Funds – China Focus Fund A-ACC-HKD	LU0737861699	09/02/2012	1.50		
Fidelity Funds – China Focus Fund A-MCDIST(G)-HKD	LU2639601652	26/07/2023	1.50		
Fidelity Funds – China Focus Fund A-MCDIST(G)-USD	LU2639601736	26/07/2023	1.50		
Fidelity Funds – China Focus Fund A-MINCOME(G)-USD	LU2639601819	26/07/2023	1.50		
Fidelity Funds – China Focus Fund Y-USD	LU0936576080	25/09/2013	0.80		
Fidelity Funds – China Focus Fund Y-GBP	LU0457959939	26/10/2009	0.80		
Fidelity Funds – China Focus Fund Y-ACC-Euro	LU0936575868	12/09/2013	0.80		
Fidelity Funds – China Focus Fund C-USD	LU0324709806	05/11/2007	1.50	1.00	
Fidelity Funds – China Focus Fund Y-ACC-USD	LU0346390866	17/03/2008	0.80		
Fidelity Funds – China High Yield Fund A-ACC-USD	LU1313547462	30/11/2015	1.20		
Fidelity Funds – China High Yield Fund A-HMDIST(G)-AUD (hedged)	LU1345482316	29/01/2016	1.20		1
Fidelity Funds – China High Yield Fund A-MINCOME(G)-HKD (hedged)	LU1345481854	29/01/2016	1.20		1
Fidelity Funds – China High Yield Fund A-MINCOME(G)-USD (hedged)	LU1345481698	29/01/2016	1.20		1
Fidelity Funds – China High Yield Fund Y-USD	LU1345482589	29/01/2016	0.70		
Fidelity Funds – China Innovation Fund A-ACC-HKD	LU0502904849	31/05/2010	1.50		
Fidelity Funds – China Innovation Fund A-USD	LU0455707207	23/11/2009	1.50		
Fidelity Funds – China Innovation Fund I-ACC-USD	LU2242645005	10/03/2021	0.80		
Fidelity Funds – China RMB Bond Fund A-ACC-USD	LU0740036214	07/05/2014	0.75		
Fidelity Funds – China RMB Bond Fund A-MINCOME(G)-USD	LU2308741235	24/03/2021	0.75		

* 1. Look-through to underlying portfolio; 2. Look-through to fund reference index; 3. Translation hedging; 4. Custom hedging.

Share Class Name	ISIN Number	Share Class Launch Date	Annual Management Fee Rate (%)	Annual Distribution Fee Rate (%)	Hedging Methodology*
Fidelity Funds – China RMB Bond Fund A-MINCOME(G)-HKD	LU2345780907	28/07/2021	0.75		
Fidelity Funds – China RMB Bond Fund A-MINCOME(G)-AUD	LU2345781038	28/07/2021	0.75		
Fidelity Funds – China RMB Bond Fund A-MINCOME(G)-RMB	LU2308741151	24/03/2021	0.75		
Fidelity Funds – China RMB Bond Fund A-MCDIST(G)-USD	LU2345781111	11/08/2021	0.75		
Fidelity Funds – China RMB Bond Fund A-MCDIST(G)-HKD	LU2345781202	11/08/2021	0.75		
Fidelity Funds – China RMB Bond Fund A-MCDIST(G)-RMB	LU2439728846	09/02/2022	0.75		
Fidelity Funds – China RMB Bond Fund Y-ACC-USD	LU0740036727	07/05/2014	0.40		
Fidelity Funds – Emerging Asia Fund A-ACC-Euro	LU0329678410	21/04/2008	1.50		
Fidelity Funds – Emerging Asia Fund A-ACC-HKD	LU0737861772	09/02/2012	1.50		
Fidelity Funds – Emerging Asia Fund A-ACC-USD	LU0329678337	21/04/2008	1.50		
Fidelity Funds – Emerging Asia Fund A-Euro	LU0329678253	21/04/2008	1.50		
Fidelity Funds – Emerging Asia Fund A-USD	LU0329678170	21/04/2008	1.50		
Fidelity Funds – Emerging Asia Fund Y-ACC-USD	LU0390711777	14/10/2008	0.80		
Fidelity Funds – Emerging Europe, Middle East and Africa Fund A-ACC-Euro	LU0303816705	11/06/2007	1.50		
Fidelity Funds – Emerging Europe, Middle East and Africa Fund A-ACC-USD	LU0303823156	11/06/2007	1.50		
Fidelity Funds – Emerging Europe, Middle East and Africa Fund A-Euro	LU0303816028	11/06/2007	1.50		
Fidelity Funds – Emerging Europe, Middle East and Africa Fund A-USD	LU0303821028	11/06/2007	1.50		
Fidelity Funds – Emerging Europe, Middle East and Africa Fund Y-ACC-USD	LU0370788910	14/07/2008	0.80		
Fidelity Funds – Emerging Market Corporate Debt Fund A-ACC-USD	LU0900495697	20/03/2013	1.20		
Fidelity Funds – Emerging Market Corporate Debt Fund A-HMDIST(G)-AUD (hedged)	LU1284739635	15/09/2015	1.20		2
Fidelity Funds – Emerging Market Corporate Debt Fund A-MINCOME(G)-HKD	LU1284739478	15/09/2015	1.20		
Fidelity Funds – Emerging Market Corporate Debt Fund A-MINCOME(G)-USD	LU1284738744	15/09/2015	1.20		
Fidelity Funds – Emerging Market Corporate Debt Fund I-USD	LU0900497123	20/03/2013	0.65		
Fidelity Funds – Emerging Market Debt Fund A-ACC-Euro	LU0238205289	23/01/2006	1.20		
Fidelity Funds – Emerging Market Debt Fund A-ACC-Euro (hedged)	LU0337572712	30/06/2010	1.20		2
Fidelity Funds – Emerging Market Debt Fund A-ACC-USD	LU0238205958	23/01/2006	1.20		
Fidelity Funds – Emerging Market Debt Fund A-Euro	LU0238203821	23/01/2006	1.20		
Fidelity Funds – Emerging Market Debt Fund A-MDIST-AUD (hedged)	LU0963542070	18/09/2013	1.20		2
Fidelity Funds – Emerging Market Debt Fund A-MDIST-Euro	LU0238204472	23/01/2006	1.20		
Fidelity Funds – Emerging Market Debt Fund A-MDIST-USD	LU0238206170	23/01/2006	1.20		
Fidelity Funds – Emerging Market Debt Fund A-MINCOME(G)-USD	LU0937949310	18/06/2013	1.20		
Fidelity Funds – Emerging Market Debt Fund A-USD	LU0238205446	23/01/2006	1.20		
Fidelity Funds – Emerging Market Debt Fund Y-ACC-USD	LU0238206337	23/01/2006	0.65		
Fidelity Funds – Emerging Markets Fund A-ACC-USD	LU0261950470	25/09/2006	1.50		
Fidelity Funds – Emerging Markets Fund A-Euro	LU0307839646	23/07/2007	1.50		
Fidelity Funds – Emerging Markets Fund A-USD	LU0048575426	18/10/1993	1.50		
Fidelity Funds – Emerging Markets Fund A-USD (hedged)	LU1481012133	12/09/2016	1.50		2
Fidelity Funds – Emerging Markets Fund Y-ACC-USD	LU0346390940	17/03/2008	0.80		
Fidelity Funds – Euro Bond Fund A-ACC-Euro	LU0251130638	03/07/2006	0.75		
Fidelity Funds – Euro Bond Fund A-ACC-USD (hedged)	LU1046421522	09/04/2014	0.75		2
Fidelity Funds – Euro Bond Fund A-Euro	LU0048579097	01/10/1990	0.75		
Fidelity Funds – Euro Bond Fund A-MDIST-Euro	LU0168050333	09/06/2003	0.75		

* 1. Look-through to underlying portfolio; 2. Look-through to fund reference index; 3. Translation hedging; 4. Custom hedging.

Share Class Name	ISIN Number	Share Class Launch Date	Annual Management Fee Rate (%)	Annual Distribution Fee Rate (%)	Hedging Methodology*
Fidelity Funds – Euro Bond Fund Y-Euro	LU0949332349	09/10/2013	0.40		
Fidelity Funds – Euro Bond Fund Y-ACC-USD	LU1295424383	05/10/2015	0.40		
Fidelity Funds – Euro Bond Fund Y-ACC-USD (hedged)	LU1261431172	07/08/2015	0.40		2
Fidelity Funds – Euro Bond Fund Y-ACC-Euro	LU0346390197	17/03/2008	0.40		
Fidelity Funds – Euro Cash Fund A-ACC-Euro	LU0261953490	25/09/2006	0.15		
Fidelity Funds – Euro Cash Fund A-Euro	LU0064964074	20/09/1993	0.15		
Fidelity Funds – Euro 50 Index Fund A-ACC-Euro	LU0261952682	25/09/2006	0.20		
Fidelity Funds – Euro 50 Index Fund A-Euro	LU0069450319	08/10/1996	0.20		
Fidelity Funds – European Dividend Fund A-ACC-Euro	LU0353647737	02/11/2010	1.50		
Fidelity Funds – European Dividend Fund A-Euro	LU0353647653	02/11/2010	1.50		
Fidelity Funds – European Dividend Fund A-HMDIST(G)-AUD (hedged)	LU1046420805	09/04/2014	1.50		1
Fidelity Funds – European Dividend Fund A-MCDIST(G)-Euro	LU1509826779	22/11/2016	1.50		
Fidelity Funds – European Dividend Fund A-MINCOME(G)-Euro	LU0857700040	03/12/2012	1.50		
Fidelity Funds – European Dividend Fund A-MINCOME(G)-HKD (hedged)	LU1119994140	16/10/2014	1.50		1
Fidelity Funds – European Dividend Fund A-MINCOME(G)-USD (hedged)	LU0997587240	10/01/2014	1.50		1
Fidelity Funds – European Dividend Fund Y-ACC-Euro	LU0353648032	02/11/2010	0.80		
Fidelity Funds – European Dynamic Growth Fund A-ACC-Euro	LU0261959422	25/09/2006	1.50		
Fidelity Funds – European Dynamic Growth Fund A-ACC-USD (hedged)	LU0997586515	10/01/2014	1.50		1
Fidelity Funds – European Dynamic Growth Fund A-Euro	LU0119124781	15/01/2001	1.50		
Fidelity Funds – European Dynamic Growth Fund Y-ACC-Euro	LU0318940003	22/10/2007	0.80		
Fidelity Funds – European Dynamic Growth Fund Y-Euro	LU0936577138	25/09/2013	0.80		
Fidelity Funds – European Growth Fund A-ACC-Euro	LU0296857971	02/05/2007	1.50		
Fidelity Funds – European Growth Fund A-ACC-USD (hedged)	LU0997586606	10/01/2014	1.50		1
Fidelity Funds – European Growth Fund A-Euro	LU0048578792	01/10/1990	1.50		
Fidelity Funds – European Growth Fund C-Euro	LU0324710721	05/11/2007	1.50	1.00	
Fidelity Funds – European Growth Fund Y-ACC-Euro	LU0346388373	17/03/2008	0.80		
Fidelity Funds – European High Yield Fund A-ACC-Euro	LU0251130802	03/07/2006	1.00		
Fidelity Funds – European High Yield Fund A-ACC-USD (hedged)	LU0621411155	18/05/2011	1.00		2
Fidelity Funds – European High Yield Fund A-Euro	LU0110060430	26/06/2000	1.00		
Fidelity Funds – European High Yield Fund A-HMDIST(G)-AUD (hedged)	LU1235294482	03/06/2015	1.00		2
Fidelity Funds – European High Yield Fund A-MDIST-Euro	LU0168053600	09/06/2003	1.00		
Fidelity Funds – European High Yield Fund A-MDIST-USD (hedged)	LU0882574212	27/03/2013	1.00		2
Fidelity Funds – European High Yield Fund A-MINCOME(G)-Euro	LU0937949070	18/06/2013	1.00		
Fidelity Funds – European High Yield Fund A-MINCOME(G)-HKD (hedged)	LU1046421365	09/04/2014	1.00		2
Fidelity Funds – European High Yield Fund A-MINCOME-Euro	LU0605515021	13/04/2011	1.00		
Fidelity Funds – European High Yield Fund Y-ACC-Euro	LU0346390270	17/03/2008	0.65		
Fidelity Funds – European High Yield Fund Y-ACC-USD (hedged)	LU1207409209	01/04/2015	0.65		2
Fidelity Funds – European Larger Companies Fund A-ACC-Euro	LU0251129549	03/07/2006	1.50		
Fidelity Funds – European Larger Companies Fund A-Euro	LU0119124278	16/09/2002	1.50		
Fidelity Funds – European Larger Companies Fund Y-Euro	LU0936577724	25/09/2013	0.80		
Fidelity Funds – European Multi Asset Income Fund A-ACC-Euro	LU0261950553	25/09/2006	1.00		
Fidelity Funds – European Multi Asset Income Fund A-ACC-USD (hedged)	LU1046421449	09/04/2014	1.00		1
Fidelity Funds – European Multi Asset Income Fund A-Euro	LU0052588471	17/10/1994	1.00		
Fidelity Funds – European Multi Asset Income Fund A-MCDIST(G)-Euro	LU1509826423	22/11/2016	1.00		

* 1. Look-through to underlying portfolio; 2. Look-through to fund reference index; 3. Translation hedging; 4. Custom hedging.

Share Class Name	ISIN Number	Share Class Launch Date	Annual Management Fee Rate (%)	Annual Distribution Fee Rate (%)	Hedging Methodology*
Fidelity Funds – European Multi Asset Income Fund A-HMDIST(G)-HKD (hedged)	LU2441057697	23/02/2022	1.00		1
Fidelity Funds – European Multi Asset Income Fund A-HMDIST(G)-USD (hedged)	LU2441057770	23/02/2022	1.00		1
Fidelity Funds – European Multi Asset Income Fund A-MINCOME(G)-Euro	LU2439728689	09/02/2022	1.00		
Fidelity Funds – European Smaller Companies Fund A-ACC-Euro	LU0261951528	25/09/2006	1.50		
Fidelity Funds – European Smaller Companies Fund A-ACC-USD (hedged)	LU0997586788	10/01/2014	1.50		1
Fidelity Funds – European Smaller Companies Fund A-Euro	LU0061175625	01/12/1995	1.50		
Fidelity Funds – European Smaller Companies Fund Y-ACC-Euro	LU0346388456	17/03/2008	0.80		
Fidelity Funds – Fidelity Target™ 2020 Fund A-USD	LU0147748072	10/05/2002	0.40 ¹		
Fidelity Funds – Fidelity Target™ 2025 Fund A-Euro	LU0215158840	16/05/2005	0.85		
Fidelity Funds – Fidelity Target™ 2030 Fund A-Euro	LU0215159145	16/05/2005	1.10		
Fidelity Funds – FIRST All Country World Fund A-ACC-Euro	LU0267387255	16/12/2019	1.50		
Fidelity Funds – FIRST All Country World Fund A-USD	LU0267386448	16/12/2019	1.50		
Fidelity Funds – FIRST All Country World Fund Y-ACC-USD	LU1132649267	04/12/2014	0.80		
Fidelity Funds – Flexible Bond Fund A-ACC-GBP	LU0261947765	25/09/2006	1.00		
Fidelity Funds – Flexible Bond Fund A-GBP	LU0048620586	12/11/1990	1.00		
Fidelity Funds – Germany Fund A-ACC-Euro	LU0261948227	25/09/2006	1.50		
Fidelity Funds – Germany Fund A-ACC-USD (hedged)	LU1046421878	09/04/2014	1.50		1
Fidelity Funds – Germany Fund A-Euro	LU0048580004	01/10/1990	1.50		
Fidelity Funds – Global Bond Fund A-ACC-USD	LU0261946288	25/09/2006	0.75		
Fidelity Funds – Global Bond Fund A-USD	LU0048582984	01/10/1990	0.75		
Fidelity Funds – Global Dividend Fund A-ACC-Euro (hedged)	LU0605515377	30/01/2012	1.50		1
Fidelity Funds – Global Dividend Fund A-ACC-USD	LU0772969993	04/05/2012	1.50		
Fidelity Funds – Global Dividend Fund A-HMDIST(G)-AUD (hedged)	LU1005136848	23/01/2014	1.50		1
Fidelity Funds – Global Dividend Fund A-HMDIST(G)-RMB (hedged)	LU1046421100	09/04/2014	1.50		1
Fidelity Funds – Global Dividend Fund A-MCDIST(G)-USD	LU1509826696	22/11/2016	1.50		
Fidelity Funds – Global Dividend Fund A-MINCOME(G)-AUD (hedged)	LU0982800491	28/10/2013	1.50		1
Fidelity Funds – Global Dividend Fund A-MINCOME(G)-Euro	LU0731782826	30/01/2012	1.50		
Fidelity Funds – Global Dividend Fund A-MINCOME(G)-HKD	LU0742537680	10/05/2012	1.50		
Fidelity Funds – Global Dividend Fund A-MINCOME(G)-HKD (hedged)	LU1481011671	12/09/2016	1.50		1
Fidelity Funds – Global Dividend Fund A-MINCOME(G)-USD	LU0731783048	30/01/2012	1.50		
Fidelity Funds – Global Dividend Fund A-MINCOME(G)-USD (hedged)	LU1481011911	12/09/2016	1.50		1
Fidelity Funds – Global Dividend Fund Y-ACC-Euro (hedged)	LU0605515880	30/01/2012	0.80		1
Fidelity Funds – Global Dividend Fund Y-ACC-USD	LU0605515963	30/01/2012	0.80		
Fidelity Funds – Global Financial Services Fund A-Euro	LU0114722498	01/09/2000	1.50		
Fidelity Funds – Global Financial Services Fund A-USD	LU0971096721	16/10/2013	1.50		
Fidelity Funds – Global Financial Services Fund Y-ACC-Euro	LU0346388704	25/03/2008	0.80		
Fidelity Funds – Global Focus Fund A-ACC-Euro (hedged)	LU1366332952	12/05/2016	1.50		1
Fidelity Funds – Global Focus Fund A-ACC-USD	LU1366333091	12/05/2016	1.50		
Fidelity Funds – Global Focus Fund A-Euro	LU0157922724	14/01/2003	1.50		
Fidelity Funds – Global Focus Fund A-USD	LU0157215616	14/01/2003	1.50		
Fidelity Funds – Global Focus Fund Y-ACC-USD	LU0370789058	14/07/2008	0.80		
Fidelity Funds – Global Income Fund A-ACC-USD	LU0882574303	09/04/2013	0.90		
Fidelity Funds – Global Income Fund A-HMDIST(G)-RMB (hedged)	LU2317111636	23/02/2022	0.90		2

¹ For this Share class, an asset allocation fee of up to 0.30% is levied.

* 1. Look-through to underlying portfolio; 2. Look-through to fund reference index; 3. Translation hedging; 4. Custom hedging.

Share Class Name	ISIN Number	Share Class Launch Date	Annual Management Fee Rate (%)	Annual Distribution Fee Rate (%)	Hedging Methodology*
Fidelity Funds – Global Income Fund A-HMDIST(G)-AUD (hedged)	LU1816631466	09/05/2018	0.90		2
Fidelity Funds – Global Income Fund A-MCDIST(G)-HKD	LU2788007412	10/04/2024	0.90		
Fidelity Funds – Global Income Fund A-MCDIST(G)-JPY (hedged)	LU2868952123	28/08/2024	0.90		2
Fidelity Funds – Global Income Fund A-MCDIST(G)-USD	LU2156566916	22/04/2020	0.90		
Fidelity Funds – Global Income Fund A-MINCOME(G)-HKD (hedged)	LU1481012216	12/09/2016	0.90		2
Fidelity Funds – Global Income Fund A-MINCOME(G)-USD	LU0882574568	09/04/2013	0.90		
Fidelity Funds – Global Income Fund A-MINCOME(G)-USD (hedged)	LU0997587323	10/01/2014	0.90		2
Fidelity Funds – Global Industrials Fund A-Euro	LU0114722902	01/09/2000	1.50		
Fidelity Funds – Global Industrials Fund A-ACC-USD	LU2701599156	25/10/2023	1.50		
Fidelity Funds – Global Industrials Fund Y-ACC-Euro	LU0346389181	25/03/2008	0.80		
Fidelity Funds – Global Inflation-linked Bond Fund A-ACC-Euro (hedged)	LU0353649279	29/05/2008	0.50		2
Fidelity Funds – Global Inflation-linked Bond Fund A-ACC-USD	LU0353648891	29/05/2008	0.50		
Fidelity Funds – Global Inflation-linked Bond Fund Y-ACC-Euro (hedged)	LU0353649436	29/05/2008	0.30		2
Fidelity Funds – Global Inflation-linked Bond Fund Y-GBP (hedged)	LU0393653919	14/10/2008	0.30		2
Fidelity Funds – Global Multi Asset Dynamic Fund A-USD	LU0080751232	31/12/1997	1.25		
Fidelity Funds – Global Multi Asset Dynamic Fund A-ACC-HKD	LU2242650005	28/04/2021	1.25		
Fidelity Funds – Global Multi Asset Dynamic Fund I-ACC-USD	LU2242650187	28/04/2021	0.63		
Fidelity Funds – Global Multi Asset Income Fund A-ACC-Euro (hedged)	LU0987487336	11/11/2013	1.25		1
Fidelity Funds – Global Multi Asset Income Fund A-ACC-HKD	LU0905234067	27/03/2013	1.25		
Fidelity Funds – Global Multi Asset Income Fund A-ACC-USD	LU0905233846	27/03/2013	1.25		
Fidelity Funds – Global Multi Asset Income Fund A-HMDIST(G)-AUD (hedged)	LU1046420987	09/04/2014	1.25		1
Fidelity Funds – Global Multi Asset Income Fund A-MCDIST(G)-USD	LU1883993989	12/12/2018	1.25		
Fidelity Funds – Global Multi Asset Income Fund A-MINCOME(G)-AUD (hedged)	LU0982800228	28/10/2013	1.25		1
Fidelity Funds – Global Multi Asset Income Fund A-MINCOME(G)-HKD	LU0905234497	27/03/2013	1.25		
Fidelity Funds – Global Multi Asset Income Fund A-MINCOME(G)-USD	LU0905234141	27/03/2013	1.25		
Fidelity Funds – Global Short Duration Income Fund A-ACC-Euro	LU0766124712	14/05/2012	0.75		
Fidelity Funds – Global Short Duration Income Fund A-ACC-USD	LU0390710027	25/11/2008	0.75		
Fidelity Funds – Global Short Duration Income Fund A-MCDIST(G)-Euro	LU2553061974	23/11/2022	0.75		
Fidelity Funds – Global Short Duration Income Fund A-MCDIST(G)-GBP	LU2553062196	23/11/2022	0.75		
Fidelity Funds – Global Short Duration Income Fund A-MCDIST(G)-HKD	LU2553061545	23/11/2022	0.75		
Fidelity Funds – Global Short Duration Income Fund A-MCDIST(G)-USD	LU2553061461	23/11/2022	0.75		
Fidelity Funds – Global Short Duration Income Fund A-MDIST-USD	LU0390710613	25/11/2008	0.75		
Fidelity Funds – Global Technology Fund A-Euro	LU0099574567	01/09/1999	1.50		
Fidelity Funds – Global Technology Fund A-GBP	LU0116926998	08/09/2000	1.50		
Fidelity Funds – Global Technology Fund A-ACC-USD	LU1046421795	09/04/2014	1.50		
Fidelity Funds – Global Technology Fund A-ACC-USD (hedged)	LU1235294995	03/06/2015	1.50		1
Fidelity Funds – Global Technology Fund A-ACC-Euro	LU1213836080	16/04/2015	1.50		
Fidelity Funds – Global Technology Fund A-ACC-Euro (hedged)	LU1841614867	11/07/2018	1.50		1
Fidelity Funds – Global Technology Fund A-ACC-RMB (hedged)	LU2713343114	13/12/2023	1.50		1
Fidelity Funds – Global Technology Fund Y-Euro	LU0936579340	12/09/2013	0.80		
Fidelity Funds – Global Technology Fund Y-ACC-USD	LU1560650563	23/02/2017	0.80		
Fidelity Funds – Global Technology Fund Y-ACC-Euro	LU0346389348	17/03/2008	0.80		
Fidelity Funds – Global Technology Fund Y-ACC-Euro (hedged)	LU1482751903	15/09/2016	0.80		1
Fidelity Funds – Global Thematic Opportunities Fund A-ACC-USD	LU0251132253	03/07/2006	1.50		
Fidelity Funds – Global Thematic Opportunities Fund A-ACC-HKD	LU2242649171	14/04/2021	1.50		
Fidelity Funds – Global Thematic Opportunities Fund A-Euro	LU0069451390	16/02/2004	1.50		

* 1. Look-through to underlying portfolio; 2. Look-through to fund reference index; 3. Translation hedging; 4. Custom hedging.

Share Class Name	ISIN Number	Share Class Launch Date	Annual Management Fee Rate (%)	Annual Distribution Fee Rate (%)	Hedging Methodology*
Fidelity Funds – Global Thematic Opportunities Fund A-USD	LU0048584097	31/12/1991	1.50		
Fidelity Funds – Global Thematic Opportunities Fund Y-ACC-USD	LU0370789132	14/07/2008	0.80		
Fidelity Funds – Global Thematic Opportunities Fund I-ACC-USD	LU2242649338	14/04/2021	0.80		
Fidelity Funds – Greater China Fund A-USD	LU0048580855	01/10/1990	1.50		
Fidelity Funds – Greater China Fund Y-ACC-USD	LU0346391161	25/03/2008	0.80		
Fidelity Funds – Iberia Fund A-ACC-Euro	LU0261948904	25/09/2006	1.50		
Fidelity Funds – Iberia Fund A-Euro	LU0048581077	01/10/1990	1.50		
Fidelity Funds – India Focus Fund A-Euro	LU0197230542	23/08/2004	1.50		
Fidelity Funds – India Focus Fund A-GBP	LU0197230971	23/08/2004	1.50		
Fidelity Funds – India Focus Fund A-USD	LU0197229882	23/08/2004	1.50		
Fidelity Funds – India Focus Fund A-ACC-USD	LU1805238398	11/04/2018	1.50		
Fidelity Funds – India Focus Fund Y-ACC-USD	LU0346391245	17/03/2008	0.80		
Fidelity Funds – Indonesia Fund A-USD	LU0055114457	05/12/1994	1.50		
Fidelity Funds – Institutional Emerging Markets Equity Fund I-ACC-USD	LU0261963887	14/08/2006	0.80		
Fidelity Funds – Italy Fund A-Euro	LU0048584766	01/10/1990	1.50		
Fidelity Funds – Japan Growth Fund I-ACC-JPY	LU0261965585	14/08/2006	0.80		
Fidelity Funds – Japan Value Fund A-ACC-JPY	LU0413544379	18/09/2009	1.50		
Fidelity Funds – Japan Value Fund A-ACC-USD (hedged)	LU0997587083	10/01/2014	1.50		1
Fidelity Funds – Japan Value Fund A-Euro (hedged)	LU0611489658	28/03/2011	1.50		1
Fidelity Funds – Japan Value Fund A-JPY	LU0161332480	30/01/2003	1.50		
Fidelity Funds – Japan Value Fund A-MCDIST(G)-JPY	LU2788007339	10/04/2024	1.50		
Fidelity Funds – Japan Value Fund A-MCDIST(G)-USD (hedged)	LU2788007255	10/04/2024	1.50		1
Fidelity Funds – Japan Value Fund Y-ACC-JPY	LU0370789561	14/07/2008	0.80		
Fidelity Funds – Latin America Fund A-USD	LU0050427557	09/05/1994	1.50		
Fidelity Funds – Latin America Fund Y-ACC-USD	LU0346391674	25/03/2008	0.80		
Fidelity Funds – Nordic Fund A-ACC-SEK	LU0261949381	25/09/2006	1.50		
Fidelity Funds – Nordic Fund A-ACC-USD (hedged)	LU0997586861	10/01/2014	1.50		1
Fidelity Funds – Nordic Fund A-SEK	LU0048588080	01/10/1990	1.50		
Fidelity Funds – Nordic Fund Y-ACC-SEK	LU0346392995	25/03/2008	0.80		
Fidelity Funds – Pacific Fund A-ACC-Euro	LU0368678339	02/06/2008	1.50		
Fidelity Funds – Pacific Fund A-USD	LU0049112450	10/01/1994	1.50		
Fidelity Funds – Pacific Fund A-USD (hedged)	LU1235295612	03/06/2015	1.50		1
Fidelity Funds – Pacific Fund Y-ACC-USD	LU0346391831	17/03/2008	0.80		
Fidelity Funds – Sustainable Asia Equity Fund A-ACC-Euro	LU0261946445	25/09/2006	1.50		
Fidelity Funds – Sustainable Asia Equity Fund A-ACC-USD	LU0261947096	25/09/2006	1.50		
Fidelity Funds – Sustainable Asia Equity Fund A-Euro	LU0069452877	16/02/2004	1.50		
Fidelity Funds – Sustainable Asia Equity Fund A-USD	LU0048597586	01/10/1990	1.50		
Fidelity Funds – Sustainable Asia Equity Fund A-MCDIST(G)-HKD	LU2458285785	13/04/2022	1.50		
Fidelity Funds – Sustainable Asia Equity Fund A-MCDIST(G)-USD	LU2458285603	13/04/2022	1.50		
Fidelity Funds – Sustainable Asia Equity Fund C-USD	LU0324710481	05/11/2007	1.50	1.00	
Fidelity Funds – Sustainable Asia Equity Fund Y-ACC-USD	LU0318941159	22/10/2007	0.80		
Fidelity Funds – Sustainable Consumer Brands Fund A-ACC-HKD	LU2347768272	27/10/2021	1.50		
Fidelity Funds – Sustainable Consumer Brands Fund A-ACC-USD	LU0882574139	27/03/2013	1.50		
Fidelity Funds – Sustainable Consumer Brands Fund A-Euro	LU0114721508	01/09/2000	1.50		
Fidelity Funds – Sustainable Consumer Brands Fund Y-ACC-Euro	LU0346388613	25/03/2008	0.80		
Fidelity Funds – Sustainable Demographics Fund A-ACC-USD	LU0528227936	14/03/2012	1.50		
Fidelity Funds – Sustainable Emerging Markets Equity Fund A-ACC-USD	LU1102505929	29/09/2014	1.50		
Fidelity Funds – Sustainable Emerging Markets Equity Fund A-Euro	LU1102505689	29/09/2014	1.50		

* 1. Look-through to underlying portfolio; 2. Look-through to fund reference index; 3. Translation hedging; 4. Custom hedging.

Share Class Name	ISIN Number	Share Class Launch Date	Annual Management Fee Rate (%)	Annual Distribution Fee Rate (%)	Hedging Methodology*
Fidelity Funds – Sustainable Emerging Markets Equity Fund A-USD	LU1102505762	29/09/2014	1.50		
Fidelity Funds – Sustainable Emerging Markets Equity Fund I-ACC-USD	LU1102506067	29/09/2014	0.80		
Fidelity Funds – Sustainable Europe Equity Fund A-ACC-Euro	LU0251128657	03/07/2006	1.50		
Fidelity Funds – Sustainable Europe Equity Fund A-ACC-USD (hedged)	LU0997586432	10/01/2014	1.50		1
Fidelity Funds – Sustainable Europe Equity Fund A-Euro	LU0088814487	30/09/1998	1.50		
Fidelity Funds – Sustainable Eurozone Equity Fund A-Euro	LU2219351876	10/02/2021	1.50		
Fidelity Funds – Sustainable Eurozone Equity Fund A-ACC-Euro	LU0238202427	12/12/2005	1.50		
Fidelity Funds – Sustainable Future Connectivity Fund A-ACC-Euro	LU1881514001	11/12/2018	1.50		
Fidelity Funds – Sustainable Future Connectivity Fund A-ACC-Euro (hedged)	LU2291806813	29/01/2021	1.50		1
Fidelity Funds – Sustainable Future Connectivity Fund A-ACC-USD	LU2247934214	28/10/2020	1.50		
Fidelity Funds – Sustainable Global Dividend Plus Fund A-USD	LU2242652126	12/05/2021	1.50		
Fidelity Funds – Sustainable Global Dividend Plus Fund A-ACC-USD	LU2242646235	09/06/2021	1.50		
Fidelity Funds – Sustainable Global Dividend Plus Fund A-ACC-Euro	LU0261951957	25/09/2006	1.50		
Fidelity Funds – Sustainable Global Dividend Plus Fund A-Euro	LU0099575291	01/09/1999	1.50		
Fidelity Funds – Sustainable Global Dividend Plus Fund A-MCDIST(G)-USD	LU2401740654	10/11/2021	1.50		
Fidelity Funds – Sustainable Global Dividend Plus Fund A-MCDIST(G)-USD (hedged)	LU2780021791	26/06/2024	1.50		1
Fidelity Funds – Sustainable Global Dividend Plus Fund A-MCDIST(G)-HKD	LU2439728762	09/02/2022	1.50		
Fidelity Funds – Sustainable Global Dividend Plus Fund A-HMDIST(G)-RMB (hedged)	LU2441057853	23/02/2022	1.50		1
Fidelity Funds – Sustainable Global Dividend Plus Fund A-MINCOME(G)-AUD (hedged)	LU1920062871	12/12/2018	1.50		1
Fidelity Funds – Sustainable Global Dividend Plus Fund A-MINCOME(G)-HKD	LU2242646748	26/05/2021	1.50		
Fidelity Funds – Sustainable Global Dividend Plus Fund A-MINCOME(G)-HKD (hedged)	LU1920062954	12/12/2018	1.50		1
Fidelity Funds – Sustainable Global Dividend Plus Fund A-MINCOME(G)-USD	LU2401740738	10/11/2021	1.50		
Fidelity Funds – Sustainable Global Dividend Plus Fund A-MINCOME(G)-USD (hedged)	LU1920063259	12/12/2018	1.50		1
Fidelity Funds – Sustainable Healthcare Fund A-ACC-Euro	LU0261952419	25/09/2006	1.50		
Fidelity Funds – Sustainable Healthcare Fund A-ACC-USD	LU0882574055	27/03/2013	1.50		
Fidelity Funds – Sustainable Healthcare Fund A-Euro	LU0114720955	01/09/2000	1.50		
Fidelity Funds – Sustainable Healthcare Fund Y-ACC-Euro	LU0346388969	25/03/2008	0.80		
Fidelity Funds – Sustainable Japan Equity Fund A-ACC-USD (hedged)	LU0997586945	10/01/2014	1.50		2
Fidelity Funds – Sustainable Japan Equity Fund A-JPY	LU0048585144	01/10/1990	1.50		
Fidelity Funds – Sustainable Japan Equity Fund Y-ACC-JPY	LU0318940771	22/10/2007	0.80		
Fidelity Funds – Sustainable Multi Asset Income Fund A-USD	LU0138981039	20/11/2001	1.25		
Fidelity Funds – Sustainable Multi Asset Income Fund Y-ACC-USD	LU0346392219	17/03/2008	0.70		
Fidelity Funds – Sustainable US Equity Fund A-USD	LU0187121727	01/03/2004	1.50		
Fidelity Funds – Sustainable US Equity Fund A-ACC-USD	LU2244417387	11/08/2021	1.50		
Fidelity Funds – Strategic Bond Fund A-ACC-Euro (hedged)	LU0594300682	08/03/2011	1.00		2
Fidelity Funds – Strategic Bond Fund A-ACC-USD	LU0594300849	08/03/2011	1.00		
Fidelity Funds – Strategic Bond Fund A-Euro (hedged)	LU0594301060	08/03/2011	1.00		2
Fidelity Funds – Strategic Bond Fund Y-ACC-Euro (hedged)	LU0594301144	08/03/2011	0.50		2
Fidelity Funds – Sustainable Water & Waste Fund A-ACC-USD	LU1892829315	07/11/2018	1.50		
Fidelity Funds – Switzerland Fund A-ACC-CHF	LU0261951288	25/09/2006	1.50		
Fidelity Funds – Switzerland Fund A-CHF	LU0054754816	13/02/1995	1.50		
Fidelity Funds – Thailand Fund A-USD	LU0048621477	01/10/1990	1.50		

* 1. Look-through to underlying portfolio; 2. Look-through to fund reference index; 3. Translation hedging; 4. Custom hedging.

Share Class Name	ISIN Number	Share Class Launch Date	Annual Management Fee Rate (%)	Annual Distribution Fee Rate (%)	Hedging Methodology*
Fidelity Funds – UK Special Situations Fund A-GBP	LU2219351520	10/02/2021	1.50		
Fidelity Funds – UK Special Situations Fund A-ACC-Euro	LU2050860480	11/09/2019	1.50		
Fidelity Funds – US Dollar Bond Fund A-ACC-RMB (hedged)	LU2616044934	10/05/2023	0.75		2
Fidelity Funds – US Dollar Bond Fund A-ACC-USD	LU0261947682	25/09/2006	0.75		
Fidelity Funds – US Dollar Bond Fund A-MCDIST(G)-AUD (hedged)	LU2730164147	24/01/2024	0.75		2
Fidelity Funds – US Dollar Bond Fund A-MCDIST(G)-Euro (hedged)	LU2730164063	10/01/2024	0.75		2
Fidelity Funds – US Dollar Bond Fund A-MCDIST(G)-GBP (hedged)	LU2730163925	10/01/2024	0.75		2
Fidelity Funds – US Dollar Bond Fund A-MCDIST(G)-HKD	LU2231582003	23/09/2020	0.75		
Fidelity Funds – US Dollar Bond Fund A-MCDIST(G)-JPY (hedged)	LU2731966094	10/01/2024	0.75		2
Fidelity Funds – US Dollar Bond Fund A-MCDIST(G)-RMB (hedged)	LU2616044850	10/05/2023	0.75		2
Fidelity Funds – US Dollar Bond Fund A-MCDIST(G)-USD	LU2231581880	23/09/2020	0.75		
Fidelity Funds – US Dollar Bond Fund A-MDIST-USD	LU0168055563	09/06/2003	0.75		
Fidelity Funds – US Dollar Bond Fund A-USD	LU0048622798	12/11/1990	0.75		
Fidelity Funds – US Dollar Bond Fund Y-ACC-USD	LU0346392482	17/03/2008	0.40		
Fidelity Funds – US Dollar Cash Fund A-ACC-HKD	LU1986416003	12/06/2019	0.15		
Fidelity Funds – US Dollar Cash Fund A-ACC-USD	LU0261952922	25/09/2006	0.15		
Fidelity Funds – US Dollar Cash Fund A-USD	LU0064963852	20/09/1993	0.15		
Fidelity Funds – US Dollar Cash Fund A-MINCOME(G)-HKD	LU2639601900	26/07/2023	0.15		
Fidelity Funds – US Dollar Cash Fund A-MINCOME(G)-USD	LU2639602031	26/07/2023	0.15		
Fidelity Funds – US High Yield Fund A-ACC-Euro	LU0261953904	25/09/2006	1.00		
Fidelity Funds – US High Yield Fund A-ACC-Euro (hedged)	LU0337581549	18/05/2011	1.00		2
Fidelity Funds – US High Yield Fund A-ACC-USD	LU0605520377	06/04/2011	1.00		
Fidelity Funds – US High Yield Fund A-MCDIST(G)-JPY (hedged)	LU2868952396	28/08/2024	1.00		2
Fidelity Funds – US High Yield Fund A-MCDIST(G)-RMB (hedged)	LU2780022179	10/04/2024	1.00		2
Fidelity Funds – US High Yield Fund A-MDIST-AUD (hedged)	LU0963542310	18/09/2013	1.00		2
Fidelity Funds – US High Yield Fund A-MDIST-USD	LU0168057262	09/06/2003	1.00		
Fidelity Funds – US High Yield Fund A-MCDIST(G)-USD	LU2099030673	15/01/2020	1.00		
Fidelity Funds – US High Yield Fund A-MINCOME(G)-USD	LU0937948932	18/06/2013	1.00		
Fidelity Funds – US High Yield Fund A-MINCOME-HKD	LU0532245395	18/08/2010	1.00		
Fidelity Funds – US High Yield Fund A-MINCOME-USD	LU0532245122	18/08/2010	1.00		
Fidelity Funds – US High Yield Fund A-USD	LU0132282301	05/09/2001	1.00		
Fidelity Funds – US High Yield Fund I-MDIST-USD	LU1235295703	03/06/2015	0.65		
Fidelity Funds – US High Yield Fund Y-ACC-USD	LU0370788753	02/07/2008	0.65		
Fidelity Funds – World Fund A-ACC-HKD	LU1119994496	16/10/2014	1.50		
Fidelity Funds – World Fund A-ACC-USD	LU1084165304	17/07/2014	1.50		
Fidelity Funds – World Fund A-Euro	LU0069449576	06/09/1996	1.50		
Fidelity Funds – World Fund Y-ACC-USD	LU1084165486	17/07/2014	0.80		

* 1. Look-through to underlying portfolio; 2. Look-through to fund reference index; 3. Translation hedging; 4. Custom hedging.

Fidelity Funds

A Luxembourg SICAV

Extract Prospectus | August 2024

[fidelityinternational.com](https://www.fidelityinternational.com)

Contents

A Word to Potential Investors	4	Asian Special Situations Fund	43
Fund Descriptions	5	Japan Growth Fund	44
EQUITIES	7	Japan Value Fund	45
GLOBAL EQUITY	7	Pacific Fund	46
FIRST All Country World Fund	7	Sustainable Asia Equity Fund	47
Global Dividend Fund	8	Sustainable Japan Equity Fund	48
Global Financial Services Fund	9	CHINA EQUITY	49
Global Focus Fund	10	China Consumer Fund	49
Global Industrials Fund	11	China Focus Fund	50
Global Technology Fund	12	China Innovation Fund	51
Global Thematic Opportunities Fund	13	Greater China Fund	52
Sustainable Consumer Brands Fund	14	EMERGING MARKET EQUITY	53
Sustainable Demographics Fund	15	Emerging Asia Fund	53
Sustainable Future Connectivity Fund	16	Emerging Europe, Middle East and Africa Fund	54
Sustainable Global Dividend Plus Fund	17	Emerging Markets Fund	55
Sustainable Healthcare Fund	18	Institutional Emerging Markets Equity Fund	56
Sustainable Water & Waste Fund	19	India Focus Fund	57
World Fund	20	Indonesia Fund	58
US EQUITY	21	Latin America Fund	59
America Fund	21	Sustainable Emerging Markets Equity Fund	60
American Growth Fund	22	Thailand Fund	61
Sustainable US Equity Fund	23	BONDS	62
EUROPEAN EQUITY	24	GLOBAL BONDS	62
European Dividend Fund	24	Flexible Bond Fund	62
European Dynamic Growth Fund	25	Global Bond Fund	63
European Growth Fund	26	Global Income Fund	64
European Larger Companies Fund	27	Global Inflation-linked Bond Fund	65
Euro 50 Index Fund	28	Global Short Duration Income Fund	66
European Smaller Companies Fund	29	Strategic Bond Fund	67
Germany Fund	30	US BOND	68
Iberia Fund	31	US Dollar Bond Fund	68
Italy Fund	32	US High Yield Fund	69
Nordic Fund	33	EURO BOND	70
Sustainable Europe Equity Fund	34	Euro Bond Fund	70
Sustainable Eurozone Equity Fund	35	European High Yield Fund	71
Switzerland Fund	36	ASIA/PACIFIC BOND	72
UK Special Situations Fund	37	Asian Bond Fund	72
ASIA/PACIFIC EQUITY	38	Asian High Yield Fund	73
ASEAN Fund	38	Asia Pacific Strategic Income Fund	74
Australian Diversified Equity Fund	39	China High Yield Fund	75
Asia Pacific Dividend Fund	40	China RMB Bond Fund	76
Asia Pacific Opportunities Fund	41	EMERGING MARKET BOND	77
Asian Smaller Companies Fund	42	Emerging Market Corporate Debt Fund	77

Emerging Market Debt Fund	78	US Dollar Cash Fund	87
MULTI ASSET	79	Sustainable Investing and ESG Integration	88
MULTI ASSET INCOME	79	Mauritian subsidiary	92
European Multi Asset Income Fund	79	Benchmark Policies	93
Global Multi Asset Income Fund	80	Credit Policies	94
Sustainable Multi Asset Income Fund	81	Risk Descriptions	95
MULTI ASSET FLEXIBLE	82	General Investment Powers and Restrictions	101
Global Multi Asset Dynamic Fund	82	Investing in the Funds	115
TARGET DATE FUNDS	83	Management and Governance	129
Fidelity Target™ 2020 Fund	83	The SICAV	129
Fidelity Target™ 2025 Fund	84	The Management Company	131
Fidelity Target™ 2030 Fund	85		
Euro Cash Fund	86		

A Word to Potential Investors

All investments involve risk

With these funds, as with most investments, future performance may differ from past performance. There is no guarantee that any fund will meet its objectives or achieve any particular level of performance.

Fund investments are not bank deposits. The value of your investment can go up and down, and you could lose some or all of your invested money. Levels of income could also go up or down (as a rate or in absolute terms). No fund in this prospectus is intended as a complete investment plan, nor are all funds appropriate for all investors.

Before investing in any fund, you should understand its risks, costs and terms of investment, and how well these characteristics align with your own financial circumstances and risk tolerance.

As a potential investor, it is your responsibility to know and follow all applicable laws and regulations, including any foreign exchange restrictions, and to be aware of potential tax consequences (for which the SICAV will under no circumstances be responsible for). We recommend that you consult an investment adviser, legal adviser and tax adviser before investing. Nothing in this document should be considered professional advice of any type.

Any difference among fund security currencies, fund base or share class currencies, and your home currency may expose you to currency risk. If your home currency is different from your share class currency, the performance you experience as an investor could be very different from that of the share class.

Who can invest in these funds

Distributing this prospectus, offering these shares for sale, or investing in these shares is legal only where the shares are registered for public sale or where sale is not prohibited by local law or regulation. Neither this prospectus nor any other document relating to the SICAV is an offer or solicitation in any jurisdiction, or to any investor, where not legally permitted or where the person making the offer or solicitation is not qualified to do so.

Neither these shares nor the SICAV are registered with the US Securities and Exchange Commission or any other US entity, federal or otherwise, or in any provincial or territorial jurisdiction in Canada. Therefore, unless the Management Company is satisfied that it would not constitute a violation of US or respectively Canadian securities laws, these shares are not sold in the USA or in Canada respectively and are not available to, or for the benefit of, US persons or Canadian residents respectively.

For more information on restrictions on share ownership, contact us (see below).

Which information to rely on

In deciding whether or not to invest in a fund, you should look at (and read completely) the most recent prospectus, as well as the relevant Key Investor Information Documents (KIDs) and the most recent financial report(s), all of which are considered part of the prospectus. All of these documents are available online at [fidelityinternational.com](https://www.fidelityinternational.com). By subscribing for shares in any of these funds, you are considered to accept the terms described in these documents.

Together, all these documents contain the only approved information about the funds and the SICAV. Anyone who offers any other information or representation, or who makes investment decisions based on the same, does so without authority and at their sole risk. Information in this prospectus, or any document about the SICAV or funds, may have changed since the publication date. In case of any inconsistency in translations of this prospectus, the articles of incorporation or the financial reports, other than differences arising through the need to comply with local regulations or directives, the English version will prevail, unless the Management Company or the depositary decide otherwise.

TO CONTACT US

FIL INVESTMENT MANAGEMENT (LUXEMBOURG) S.A.

2a Rue Albert Borschette, BP 2174

L-1246 Luxembourg

[fidelityinternational.com](https://www.fidelityinternational.com)

Fund Descriptions

All of the funds described in this prospectus are part of the SICAV, which functions as an umbrella structure for them. The SICAV exists to offer investors access to professional investment management through a range of funds, each taking its own investment approach while offering high liquidity of fund shares and practicing sound risk diversification.

By law, each fund is permitted to invest as described in “General Investment Powers and Restrictions”, and equally is required to comply with the restrictions stated in that same section.

However, each fund also has its own investment policy, which is generally narrower than what is permitted by law. To a limited extent, a fund may use investments and techniques not described in its investment policy so long as it is consistent with law and regulation, and with the portfolio’s investment objective.

Each fund may also temporarily depart from its investment policy to address unusual market conditions or large unpredictable event. Descriptions of the specific investment objectives, main investments, and other key characteristics of each fund begin on the next page.

The Management Company has overall responsibility for the SICAV’s business operations and its investment activities, including the investment activities of all of the funds. The Management Company may delegate some of its functions to various service providers, such as investment management, distribution and central administration. The management company retains supervisory approval and control over its delegates.

More information about the SICAV, the management company and the service providers appear in the final section of this prospectus, “Management and Governance”.

For information on fees and expenses you may have to pay in connection with your investment, consult the following:

- Maximum fees for buying, exchanging, and selling most shares: this section.
- Annual fees deducted from your investment: this section.
- Recent actual expenses: the applicable KID or the SICAV’s most recent shareholder report.
- Fees for currency conversions, bank transactions, and investment advice: your financial advisor, the transfer agent, the distributor, or other service providers, as applicable.

TERMS WITH SPECIFIC MEANINGS

The terms below have the following meanings in this prospectus.

2010 Law The Luxembourg law of December 17, 2010 on Undertakings for Collective Investment, as amended.

the articles means the Articles of Incorporation of the SICAV

article 8 product In SFDR, a fund that promotes environmental and/or social characteristics.

article 9 product In SFDR, a fund that has sustainable investing as its objective.

assets in the context of fund assets, means a fund’s total net assets

base currency The currency in which a fund does the accounting for its fund and maintains its primary NAV.

below investment grade (high yield) securities shall mean securities with a rating of BB+ or less from Standard & Poor’s or equivalent rating from an internationally recognised rating agency (in case of divergent ratings, the worst of the best two credit ratings applies).

the Board The Board of Directors of the SICAV.

bond Any type of debt or debt-related security.

business day A day on which the banks in the relevant jurisdiction are normally open for business.

Connected Person ‘Connected Person’ of any investment adviser, Investment Manager, depositary or any Distributor means:

a) any person beneficially owning, directly or indirectly, 20% or more of the ordinary share capital of that company or able to exercise, directly or indirectly, 20% or more of the total votes in that company;

b) any person controlled by a person who meets one or both of the requirements set out in a) above;

c) any company 20% or more of whose ordinary share capital is beneficially owned, directly or indirectly, by any investment adviser, Investment Manager or Share Distributor taken together; and any company 20% or more of the total votes in which can be exercised, directly or indirectly by such investment adviser, Investment Manager or Share Distributor taken together; and

d) any director or officer of any investment adviser or Investment Manager or Share Distributor or of any Connected Person of that company, as defined in a), b) or c) above

distressed securities Securities issued by a company, sovereign state or entity that are either in default or in high risk of default.

Distributor a FIL Group company named in the Prospectus through which Shares in the Fund may be bought, sold or switched.

Efficient Portfolio Management refers to techniques and instruments which fulfil the following criteria:

a) they are economically appropriate in that they are realised in a cost effective way;

b) they are entered into for one or more of the following specific aims;

(i) reduction of risk

(ii) reduction of cost;

(iii) generation of additional capital or income for the funds with a level of risk which is consistent with the risk profile of the funds and the risk diversification rules of the funds

c) their risks are adequately captured by the risk management process of the Fund

emerging markets generally defined as emerging or developing economies by the World Bank the United Nations or other authorities or included in the MSCI Emerging Markets Index or other comparable index.

ESG Environmental, social and governance.

ESG characteristics An indication of ESG characteristics based on Fidelity’s assessments, proprietary ESG ratings and/or third-party data.

Equity includes equity and equity-linked instruments

FIL Group or Fidelity International Ltd (FIL) and its affiliated companies.

financial reports The annual report of the SICAV, along with any semi-annual report that has been issued since the most recent annual report.

FIRST The term “FIRST” stands for “Fidelity Research Strategy”. Where the term “FIRST” is included as part of a fund’s name, this means that the fund adopts the FIRST investment process. The FIRST investment process employs quantitative methods to capture the highest conviction (i.e. most favoured) ideas generated by the Investment Manager’s research analysts whilst also seeking consistency and repeatability of the investment outcomes. Qualitative judgement is then applied to ensure that only stocks that meet the portfolio management team’s criteria are included in the fund’s portfolio and stock selection is the primary driver of both risk and return. For the avoidance of doubt, the usage of the term “FIRST” is not indicative of the fund’s performance or returns.

TERMS WITH SPECIFIC MEANINGS *Continued.*

fund Except where indicated otherwise, any fund for which the SICAV serves as an umbrella UCITS.

Fund Fidelity Funds SICAV

General Distributor FIL Distributors

government Any government, government agency, supranational or public international entity, local authority or government-sponsored organisation.

intermediary Any intermediary, distribution agent or other intermediary with whom the distributor has an agreement to distribute shares.

invest in "Fund Descriptions" means both direct and indirect exposure to assets

Institutional reserved Funds means Institutional Emerging Markets Equity Fund

KID Key Information Document.

listed Listed or traded on a Regulated Market.

NAV Net asset value per share; the value of one share of a fund.

the prospectus This document.

regulated market A market within the meaning of directive 2014/65/EC of 15 May 2014 or any other market which is regulated, operates regularly and is recognised and open to the public. For the avoidance of any doubt this shall include the US OTC Bond Market, the Moscow Exchange, the Shanghai Stock Exchange, the Shenzhen Stock Exchange as well as the mainland China interbank bond market.

research fees Fees payable by the relevant fund to third parties in respect of investment research and related advisory services relating to equities and equity related securities. Further information in respect of the Research Fees, including the maximum amount that may be charged to a fund and details of the collection methodology, is available at the registered office of the Fund or on the website www.fidelityinternational.com/researchbudget. For the avoidance of doubt, no such fees are currently being charged

REIT Real Estate Investment Trust or REIT is an entity that is dedicated to owning, and in most cases, managing real estate

RMB is a colloquial reference to the Chinese Renminbi, which is also known internationally as the Chinese Yuan ("CNY"). Whilst the CNY is traded both onshore in China and offshore (primarily in Hong Kong), it is the same currency although currently traded at different rates. The offshore rate for trading CNY is generally referred to as 'CNH'. The CNH rate will be used when determining the value of the Shares of a fund, as well as for hedging purposes

SFDR The Regulation (EU) 2019/2088 on the sustainability-related disclosures in the financial services sector.

SFTR Regulation Regulation (EU) 2015/2365 on transparency of securities financing transactions

sustainable investment is an investment in an economic activity that contributes, to an environmental or social objective, provided that such investment does not significantly harm any other environmental or social objectives and that the investee companies follow good governance practices.

Sustainability Annex is the annex prepared for each fund which is subject to the requirements of article 8 or article 9 of the SFDR containing pre-contractual disclosures in accordance with the SFDR.

Sustainability Risks are an environmental, social or governance event or condition that, if it occurs, could cause an actual or a potential material negative impact on the value of an investment, as defined under the SFDR.

the SICAV Fidelity Funds.

UCITS An Undertaking for Collective Investment in Transferable Securities governed by the Directive 2009/65/EC of the European Parliament and of the Council of 13 July 2009 on the coordination of laws, regulations and administrative provisions relating to undertakings for collective investment in transferable securities.

US person Any of the following, as defined in the US laws or regulations indicated:

a "United States person" per section 7701(a)(30) of the Internal Revenue Code of 1986

a "U.S. person" per Regulation S of the 1933 Act

a person that is "in the United States" per Rule 202(a)(30)-1 under the Investment Advisers Act of 1940

a person that does not qualify as a "Non-United States Person" as per Commodities Futures Trading Commission Rule 4.7

Valuation day each weekday (any Monday to Friday inclusive) excluding 25 December ('Christmas Day') and 1 January ('New Year's Day') as well as any other day which the Directors have determined, in the best interests of the shareholders, as non-Valuation Dates for specific funds. Non-Valuation Dates may for example be any day observed as a holiday on a stock exchange which is the principal market for a significant portion of the investments attributable to a fund, or any day which is a holiday elsewhere so as to impede the calculation of fair market value of the investments attributable to a given fund, which may also include any day immediately preceding such relevant market closure where the dealing cut-off time of the relevant fund occurs at a time when the relevant underlying main market is already closed to trading and the following days are a period of consecutive market closure days.

The list of expected non-Valuation Dates is available on <https://fidelityinternational.com/non-valuation-days/> and is updated in advance on a semi-annual basis. However, the list may be further updated from time to time in advance as is reasonably practicable in exceptional circumstances where the Directors believe that it is in the best interests of the shareholders

Other interpretation

- in the absence of further specification in "Fund Descriptions", references to an issuer or company's geographic area means either that the issuer is listed, incorporated, headquartered, or derives most, or a significant part, of its revenues in that geographic area
- no index provider sponsors, endorses, sells, or promotes these funds or makes any warranty, representation or judgment about the SICAV, the management company, the investment manager or the use of any index

CURRENCY ABBREVIATIONS

AUD Australian dollar

CAD Canadian dollar

CHF Swiss franc

CNH Chinese offshore renminbi

CNY Chinese onshore renminbi

CZK Czech koruna

EUR Euro

GBP British pound sterling

HKD Hong Kong dollar

HUF Hungarian forint

JPY Japanese yen

KRW South Korean won

NOK Norwegian krone

NZD New Zealand dollar

PLN Polish zloty

RMB Onshore/offshore renminbi

SEK Swedish krona

SGD Singapore dollar

TWD New Taiwan dollar

USD US dollar

FIRST All Country World Fund

Investment Objective and Policy

OBJECTIVE The fund aims to achieve capital growth over the long term.

INVESTMENT POLICY The fund invests at least 70% of its assets, in equities of companies in developed and emerging markets anywhere in the world. The fund may also invest in money market instruments on an ancillary basis.

The fund may invest less than 30% of its assets (directly and/or indirectly) in China A and B shares (in aggregate).

INVESTMENT PROCESS In actively managing the fund, the Investment Manager considers growth and valuation metrics, company financials, return on capital, cash flows and other measures, as well as company management, industry, economic conditions, and other factors. Investments are usually focused on the highest conviction stock recommendations identified by FIL Group research analysts, other than in extreme market conditions or where required to meet the investment objective of the fund.

The Investment Manager considers ESG characteristics when assessing investment risks and opportunities. In determining ESG characteristics, the Investment Manager takes into account ESG ratings provided by Fidelity or external agencies.

The fund aims to achieve an ESG score of its portfolio greater than that of its benchmark. Through the investment management process the Investment Manager aims to ensure that investee companies follow good governance practices.

For more information, see “Sustainable Investing and ESG Integration” and the Sustainability Annex.

SFDR product category Article 8 (promotes environmental and/or social characteristics).

DERIVATIVES AND TECHNIQUES The fund may use derivatives for hedging, efficient portfolio management and investment purposes.

In addition to core derivatives (see “How the Funds Use Instruments and Techniques”), the fund intends to use TRS.

TRS (including CFD) usage Expected 10%; maximum 50%.

Securities lending Expected 15%; maximum 30%.

Repos/reverse repos Expected 0%; maximum 30%.

BENCHMARK(S) MSCI ACWI Index, a broad market index that does not take into account ESG characteristics. **Used for:** investment selection, risk monitoring, and performance comparison.

The fund invests in securities of the benchmark, however, the management of the fund is discretionary therefore the fund may invest in securities not included in the benchmark, and its performance over any period may or may not deviate significantly from that of the benchmark.

BASE CURRENCY USD.

Main Risks

See “Risk Descriptions” for more information.

- China
- Counterparty and collateral
- Derivatives
- Emerging markets
- Equities
- Hedging
- Investment fund
- Liquidity
- Market
- Operational
- Sustainable investing

RISK MANAGEMENT METHOD Commitment.

Planning Your Investment

ORDER PROCESSING Requests to buy, switch or sell fund shares that are received and accepted by the Management Company by 4:00 PM CET (3:00 PM UK time) on any Valuation Day are ordinarily processed at the NAV for that Valuation Day. Settlement normally occurs within 3 business days.

Main Share Classes

Class	Minimum Investment (USD) ¹		Maximum Dealing Fees		Maximum Annual Fees	
	Initial and holding	Subsequent	Entry	Management	Distribution	
A	2,500	1,000	5.25%	1.50%	—	
E	2,500	1,000	—	1.50%	0.75%	
I	10 million	100,000	—	0.80%	—	
Y	2,500	1,000	—	0.80%	—	

Where Class B shares are available the annual management fee of those Shares will be the same as that of the Class A Shares. For a current and complete list of available share classes, including currency hedged, please see section “Investing in Funds”. See section “Fund Fees and Costs” for detailed explanation of above fees.

¹ Or equivalent in any other freely convertible currency.

Fidelity Funds – Global Dividend Fund

Investment Objective and Policy

OBJECTIVE The fund aims to achieve capital growth over the long term and provide income.

INVESTMENT POLICY The fund invests at least 70% (and normally 75%) of its assets, in income producing equities of companies from anywhere in the world, including emerging markets. The fund may also invest in money market instruments on an ancillary basis.

The Investment Manager aims to provide income in excess of the benchmark.

INVESTMENT PROCESS In actively managing the fund, the Investment Manager considers growth and valuation metrics, company financials, return on capital, cash flows and other measures, as well as company management, industry, economic conditions, and other factors. The Investment Manager focuses on investments which it believes offer attractive dividend yields in addition to price appreciation.

The Investment Manager considers ESG characteristics when assessing investment risks and opportunities. In determining ESG characteristics, the Investment Manager takes into account ESG ratings provided by Fidelity or external agencies.

The fund aims to achieve an ESG score of its portfolio greater than that of its benchmark. Through the investment management process, the Investment Manager aims to ensure that investee companies follow good governance practices.

For more information, see “Sustainable Investing and ESG Integration” and the Sustainability Annex.

SFDR product category Article 8 (promotes environmental and/or social characteristics).

DERIVATIVES AND TECHNIQUES The fund may use derivatives for hedging, efficient portfolio management and investment purposes.

In addition to core derivatives (see “How the Funds Use Instruments and Techniques”), the fund intends to use TRS.

TRS (including CFD) usage Expected 0%; maximum 5%.

Securities lending Expected 15%; maximum 30%.

Repos/reverse repos Expected 0%; maximum 30%.

BENCHMARK(S) MSCI ACWI Index, a broad market index that does not take into account ESG characteristics. **Used for:** performance comparison.

The fund invests in securities of the benchmark, however, the management of the fund is discretionary, therefore the fund may invest in securities not included in the benchmark, and its performance over any period may or may not deviate significantly from that of the benchmark.

BASE CURRENCY USD.

Main Risks

See “Risk Descriptions” for more information.

- Counterparty and collateral
- Currency
- Derivatives
- Emerging markets
- Equities
- Hedging
- Investment fund
- Liquidity
- Market
- Operational
- Sustainable investing

RISK MANAGEMENT METHOD Commitment.

Planning Your Investment

ORDER PROCESSING Requests to buy, switch or sell fund shares that are received and accepted by the Management Company by 4:00 PM CET (3:00 PM UK time) on any Valuation Day are ordinarily processed at the NAV for that Valuation Day. Settlement normally occurs within 3 business days.

Main Share Classes

Class	Minimum Investment (USD) ¹		Maximum Dealing Fees	Maximum Annual Fees	
	Initial and holding	Subsequent	Entry	Management	Distribution
A	2,500	1,000	5.25%	1.50%	—
E	2,500	1,000	—	1.50%	0.75%
I	10 million	100,000	—	0.80%	—
W, Y	2,500	1,000	—	0.80%	—

Where Class B shares are available the annual management fee of those Shares will be the same as that of the Class A Shares. For a current and complete list of available share classes, including currency hedged, please see section “Investing in Funds”. See section “Fund Fees and Costs” for detailed explanation of above fees.
¹ Or equivalent in any other freely convertible currency.

Global Financial Services Fund

Investment Objective and Policy

OBJECTIVE The fund aims to achieve capital growth over the long term.

INVESTMENT POLICY The fund invests at least 70% (and normally 75%) in equities of companies from anywhere in the world, including emerging markets, that provide financial services to consumers and industry. The fund may also invest in money market instruments on an ancillary basis.

INVESTMENT PROCESS In actively managing the fund, the Investment Manager considers growth and valuation metrics, company financials, return on capital, cash flows and other measures, as well as company management, industry, economic conditions, and other factors.

The Investment Manager considers ESG characteristics when assessing investment risks and opportunities. In determining ESG characteristics, the Investment Manager takes into account ESG ratings provided by Fidelity or external agencies.

The fund aims to achieve an ESG score of its portfolio greater than that of its benchmark. Through the investment management process, the Investment Manager aims to ensure that investee companies follow good governance practices.

For more information, see “Sustainable Investing and ESG Integration” and the Sustainability Annex.

SFDR product category Article 8 (promotes environmental and/or social characteristics).

DERIVATIVES AND TECHNIQUES The fund may use derivatives for hedging, efficient portfolio management and investment purposes.

In addition to core derivatives (see “How the Funds Use Instruments and Techniques”), the fund intends to use TRS.

TRS (including CFD) usage Expected 15%; maximum 50%.

Securities lending Expected 15%; maximum 30%.

Repos/reverse repos Expected 0%; maximum 30%.

BENCHMARK(S) MSCI AC World Financials Index, a broad market index that does not take into account ESG characteristics. **Used for:** investment selection, risk monitoring, and performance comparison.

The fund invests in securities of the benchmark, however, the management of the fund is discretionary, therefore the fund may invest in securities not included in the benchmark, and its performance over any period may or may not deviate significantly from that of the benchmark.

BASE CURRENCY EUR.

Main Risks

See “Risk Descriptions” for more information.

- Concentration
- Counterparty and collateral
- Derivatives
- Emerging markets
- Equities
- Hedging
- Investment fund
- Liquidity
- Market
- Operational
- Sustainable investing

RISK MANAGEMENT METHOD Commitment.

Planning Your Investment

ORDER PROCESSING Requests to buy, switch or sell fund shares that are received and accepted by the Management Company by 4:00 PM CET (3:00 PM UK time) on any Valuation Day are ordinarily processed at the NAV for that Valuation Day. Settlement normally occurs within 3 business days.

Main Share Classes

Class	Minimum Investment (USD) ¹		Maximum Dealing Fees	Maximum Annual Fees	
	Initial and holding	Subsequent	Entry	Management	Distribution
A	2,500	1,000	5.25%	1.50%	—
E	2,500	1,000	—	1.50%	0.75%
I	10 million	100,000	—	0.80%	—
W, Y	2,500	1,000	—	0.80%	—

Where Class B shares are available the annual management fee of those Shares will be the same as that of the Class A Shares. For a current and complete list of available share classes, including currency hedged, please see section “Investing in Funds”. See section “Fund Fees and Costs” for detailed explanation of above fees.
¹ Or equivalent in any other freely convertible currency.

Fidelity Funds – Global Focus Fund

Investment Objective and Policy

OBJECTIVE The fund aims to achieve capital growth over the long term.

INVESTMENT POLICY The fund invests at least 70% of its assets, in equities of companies from anywhere in the world, including emerging markets. The fund may also invest in money market instruments on an ancillary basis.

The fund will invest in a limited number of securities, resulting in portfolio concentration.

INVESTMENT PROCESS In actively managing the fund, the Investment Manager considers growth and valuation metrics, company financials, return on capital, cash flows and other measures, as well as company management, industry, economic conditions, and other factors.

The Investment Manager considers ESG characteristics when assessing investment risks and opportunities. In determining ESG characteristics, the Investment Manager takes into account ESG ratings provided by Fidelity or external agencies.

The fund aims to achieve an ESG score of its portfolio greater than that of its benchmark. Through the investment management process, the Investment Manager aims to ensure that investee companies follow good governance practices.

For more information, see the section “Sustainable Investing and ESG Integration” and the Sustainability Annex.

SFDR product category Article 8 (promotes environmental and/or social characteristics).

DERIVATIVES AND TECHNIQUES The fund may use derivatives for hedging, efficient portfolio management and investment purposes.

In addition to core derivatives (see “How the Funds Use Instruments and Techniques”), the fund intends to use TRS.

TRS (including CFD) usage Expected 10%; maximum 50%.

Securities lending Expected 15%; maximum 30%.

Repos/reverse repos Expected 0%; maximum 30%.

BENCHMARK(S) MSCI ACWI Index, a broad market index that does not take into account ESG characteristics. **Used for:** investment selection, risk monitoring, and performance comparison.

The fund invests in securities of the benchmark, however, the management of the fund is discretionary, therefore the fund may invest in securities not included in the benchmark, and its performance over any period may or may not deviate significantly from that of the benchmark.

BASE CURRENCY USD.

Main Risks

See “Risk Descriptions” for more information.

- Concentration
- Counterparty and collateral
- Derivatives
- Emerging markets
- Equities
- Hedging
- Investment fund
- Liquidity
- Market
- Operational
- Sustainable investing

RISK MANAGEMENT METHOD Commitment.

Planning Your Investment

ORDER PROCESSING Requests to buy, switch or sell fund shares that are received and accepted by the Management Company by 4:00 PM CET (3:00 PM UK time) on any Valuation Day are ordinarily processed at the NAV for that Valuation Day. Settlement normally occurs within 3 business days.

Main Share Classes

Class	Minimum Investment (USD) ¹		Maximum Dealing Fees	Maximum Annual Fees	
	Initial and holding	Subsequent	Entry	Management	Distribution
A	2,500	1,000	5.25%	1.50%	—
E	2,500	1,000	—	1.50%	0.75%
I	10 million	100,000	—	0.80%	—
W, Y	2,500	1,000	—	0.80%	—

Where Class B shares are available the annual management fee of those Shares will be the same as that of the Class A Shares. For a current and complete list of available share classes, including currency hedged, please see section “Investing in Funds”. See section “Fund Fees and Costs” for detailed explanation of above fees.

¹ Or equivalent in any other freely convertible currency.

Global Industrials Fund

Investment Objective and Policy

OBJECTIVE The fund aims to achieve capital growth over the long term.

INVESTMENT POLICY The fund invests at least 70% (and normally 75%) of its assets, in equities of companies that are involved in the research, development, manufacture, distribution, supply or sale of materials, products or services that relate to cyclical and natural resource industries. These investments may be from anywhere in the world, including emerging markets. The fund may also invest in money market instruments on an ancillary basis.

INVESTMENT PROCESS In actively managing the fund, the Investment Manager considers growth and valuation metrics, company financials, return on capital, cash flows and other measures, as well as company management, industry, economic conditions, and other factors. The Investment Manager takes into account Sustainability Risks in its investment process.

For more information, see “Sustainable Investing and ESG Integration”.

DERIVATIVES AND TECHNIQUES The fund may use derivatives for hedging, efficient portfolio management and investment purposes.

In addition to core derivatives (see “How the Funds Use Instruments and Techniques”), the fund intends to use TRS.

TRS (including CFD) usage Expected 0%; maximum 10%.

Securities lending Expected 15%; maximum 30%.

Repos/reverse repos Expected 0%; maximum 30%.

BENCHMARK(S) MSCI AC World Industrials + Materials + Energy Index. **Used for:** investment selection, risk monitoring, and performance comparison.

The fund invests in securities of the benchmark, however, the management of the fund is discretionary, therefore the fund may invest in securities not included in the benchmark, and its performance over any period may or may not deviate significantly from that of the benchmark.

BASE CURRENCY EUR.

Main Risks

See “Risk Descriptions” for more information.

- Concentration
- Counterparty and collateral
- Currency
- Derivatives
- Emerging markets
- Equities
- Hedging
- Investment fund
- Liquidity
- Market
- Operational

RISK MANAGEMENT METHOD Commitment.

Planning Your Investment

ORDER PROCESSING Requests to buy, switch or sell fund shares that are received and accepted by the Management Company by 4:00 PM CET (3:00 PM UK time) on any Valuation Day are ordinarily processed at the NAV for that Valuation Day. Settlement normally occurs within 3 business days.

Main Share Classes

Class	Minimum Investment (USD) ¹		Maximum Dealing Fees	Maximum Annual Fees	
	Initial and holding	Subsequent	Entry	Management	Distribution
A	2,500	1,000	5.25%	1.50%	—
E	2,500	1,000	—	1.50%	0.75%
I	10 million	100,000	—	0.80%	—
W/ Y	2,500	1,000	—	0.80%	—

Where Class B shares are available the annual management fee of those Shares will be the same as that of the Class A Shares. For a current and complete list of available share classes, including currency hedged, please see section “Investing in Funds”. See section “Fund Fees and Costs” for detailed explanation of above fees.
¹ Or equivalent in any other freely convertible currency.

Global Technology Fund

Investment Objective and Policy

OBJECTIVE The fund aims to achieve capital growth over the long term.

INVESTMENT POLICY The fund invests at least 70% (and normally 75%) of its assets, in equities of companies throughout the world, including emerging markets that develop or will develop products, process or services providing or benefiting from technological advances or improvements. The fund may also invest in money market instruments on an ancillary basis.

INVESTMENT PROCESS In actively managing the fund, the Investment Manager considers growth and valuation metrics, company financials, return on capital, cash flows and other measures, as well as company management, industry, economic conditions, and other factors.

The Investment Manager considers ESG characteristics when assessing investment risks and opportunities. In determining ESG characteristics, the Investment Manager takes into account ESG ratings provided by Fidelity or external agencies.

The fund aims to achieve an ESG score of its portfolio greater than that of its benchmark. Through the investment management process the Investment Manager aims to ensure that investee companies follow good governance practices.

For more information, see “Sustainable Investing and ESG Integration” and the Sustainability Annex.

SFDR product category Article 8 (promotes environmental and/or social characteristics).

DERIVATIVES AND TECHNIQUES The fund may use derivatives for hedging, efficient portfolio management and investment purposes.

In addition to core derivatives (see “How the Funds Use Instruments and Techniques”), the fund intends to use TRS.

TRS (including CFD) usage Expected 10%; maximum 50%.

Securities lending Expected 15%; maximum 30%.

Repos/reverse repos Expected 0%; maximum 30%.

BENCHMARK(S) MSCI AC World Information Technology Index, a broad market index that does not take into consideration ESG characteristics. **Used for:** investment selection, risk monitoring, performance comparison.

The fund invests in securities of the benchmark, however, the management of the fund is discretionary, therefore the fund may invest in securities not included in the benchmark, and its performance over any period may or may not deviate significantly from that of the benchmark.

BASE CURRENCY EUR.

Main Risks

See “Risk Descriptions” for more information.

- Concentration
- Counterparty and collateral
- Currency
- Derivatives
- Emerging markets
- Equities
- Hedging
- Investment fund
- Liquidity
- Market
- Operational
- Sustainable investing

RISK MANAGEMENT METHOD Commitment.

Planning Your Investment

ORDER PROCESSING Requests to buy, switch or sell fund shares that are received and accepted by the Management Company by 4:00 PM CET (3:00 PM UK time) on any Valuation Day are ordinarily processed at the NAV for that Valuation Day. Settlement normally occurs within 3 business days.

Main Share Classes

Class	Minimum Investment (USD) ¹		Maximum Dealing Fees	Maximum Annual Fees	
	Initial and holding	Subsequent	Entry	Management	Distribution
A	2,500	1,000	5.25%	1.50%	—
E	2,500	1,000	—	1.50%	0.75%
I	10 million	100,000	—	0.80%	—
W/ Y	2,500	1,000	—	0.80%	—

Where Class B shares are available the annual management fee of those Shares will be the same as that of the Class A Shares. For a current and complete list of available share classes, including currency hedged, please see section “Investing in Funds”. See section “Fund Fees and Costs” for detailed explanation of above fees.

¹ Or equivalent in any other freely convertible currency.

Global Thematic Opportunities Fund

Investment Objective and Policy

OBJECTIVE The fund aims to achieve capital growth over the long term.

INVESTMENT POLICY The fund invests at least 70% of its assets, in equities of companies from anywhere in the world, including emerging markets. It will seek exposure to long-term market themes that benefit from long-term (structural and not cyclical) economic or social trends, such as disruptive technologies that modify consumer behaviour, demographics (population growth, ageing and middle class growth) and climate change. Secular changes generally last for ten years or more and can lead to structural changes.

Disruptive technologies are innovations that meaningfully change consumer, industry or company behavior. Demographic trends are long-term dynamics including those related to ageing population (including companies relating to healthcare and retirement consumption), growth of the middle class (companies exposed to increased consumption, increasing financial services and urbanization), and population growth (including companies exposed to scarcity of resources and need for improving productivity and automation). The Investment Manager has the discretion on the choice of themes the fund invests in.

The fund may also invest in money market instruments on an ancillary basis.

The fund may invest in the following assets according to the percentages indicated:

- China A and B shares (directly and/or indirectly): less than 30% (in aggregate)
- eligible REITS: up to 20%
- SPACs: less than 5%

INVESTMENT PROCESS In actively managing the fund, the Investment Manager considers growth and valuation metrics, company financials, return on capital, cash flows and other measures, as well as company management, industry, economic conditions, and other factors. The Investment Manager considers ESG characteristics when assessing investment risks and opportunities. In determining ESG characteristics, the Investment Manager takes into account ESG ratings provided by Fidelity or external agencies. Through the investment management process the Investment Manager aims to ensure that investee companies follow good governance practices.

The fund adheres to specific multi asset ESG criteria. For more information, see “Sustainable Investing and ESG Integration” and the Sustainability Annex.

SFDR product category Article 8 (promotes environmental and/or social characteristics).

DERIVATIVES AND TECHNIQUES The fund may use derivatives for hedging and for, efficient portfolio management.

In addition to core derivatives (see “How the Funds Use Instruments and Techniques”), the fund intends to use TRS.

TRS (including CFD) usage Expected 10%; maximum 50%.

Securities lending Expected 15%; maximum 30%.

Repos/reverse repos Expected 0%; maximum 30%.

BENCHMARK(S) MSCI ACWI Index, a broad market index that does not take into account ESG characteristics. **Used for:** performance comparison.

BASE CURRENCY USD.

Main Risks

See “Risk Descriptions” for more information.

- China
- Concentration
- Counterparty and collateral
- Currency
- Derivatives
- Emerging markets
- Equities
- Hedging
- Investment fund
- Liquidity
- Market
- Operational
- Real estate
- Sustainable investing

RISK MANAGEMENT METHOD Commitment.

Planning Your Investment

ORDER PROCESSING Requests to buy, switch or sell fund shares that are received and accepted by the Management Company by 4:00 PM CET (3:00 PM UK time) on any Valuation Day are ordinarily processed at the NAV for that Valuation Day. Settlement normally occurs within 3 business days.

Main Share Classes

Class	Minimum Investment (USD) ¹		Maximum Dealing Fees	Maximum Annual Fees	
	Initial and holding	Subsequent	Entry	Management	Distribution
A	2,500	1,000	5.25%	1.50%	—
E	2,500	1,000	—	1.50%	0.75%
I	10 million	100,000	—	0.80%	—
W/ Y	2,500	1,000	—	0.80%	—

Where Class B shares are available the annual management fee of those Shares will be the same as that of the Class A Shares. For a current and complete list of available share classes, including currency hedged, please see section “Investing in Funds”. See section “Fund Fees and Costs” for detailed explanation of above fees.
¹ Or equivalent in any other freely convertible currency.

Sustainable Consumer Brands Fund

Investment Objective and Policy

OBJECTIVE The fund aims to achieve capital growth over the long term.

INVESTMENT POLICY The fund invests at least 70% of its assets, in equities of companies from anywhere in the world, including emerging markets, and linked to the theme of consumer brands, such as companies with intellectual property, pricing power and a strong track record of growth. Investments will be made in companies involved in the designing, manufacturing, marketing and/or selling of branded consumer goods and/or services. The fund may also invest in money market instruments on an ancillary basis.

The fund’s largest ten holdings may account for 50% or more of its assets, resulting in portfolio concentration.

The fund may invest less than 30% of its assets (directly and/or indirectly) in China A or B shares (in aggregate).

INVESTMENT PROCESS In actively managing the fund, the Investment Manager considers growth and valuation metrics, company financials, return on capital, cash flows and other measures, as well as company management, industry, economic conditions, and other characteristics.

The Investment Manager considers ESG characteristics when assessing investment risks and opportunities. In determining ESG characteristics, the Investment Manager takes into account ESG ratings provided by Fidelity or external agencies.

The fund invests at least 80% of its assets in securities of issuers with high ESG ratings and up to 20% in securities of issuers with lower ESG ratings, including those with low but improving ESG characteristics.

The fund assesses the ESG characteristics of at least 90% of its assets. When selecting investments, the fund’s investment universe will be reduced by at least 20% due to the exclusion of issuers based on their ESG characteristics.

Through the investment management process, the Investment Manager aims to ensure that investee companies follow good governance practices. For more information, see “Sustainable Investing and ESG Integration” and the Sustainability Annex.

SFDR product category Article 8 (promotes environmental and/or social characteristics).

DERIVATIVES AND TECHNIQUES The fund may use derivatives for hedging, efficient portfolio management and investment purposes.

In addition to core derivatives (see “How the Funds Use Instruments and Techniques”), the fund intends to use TRS.

TRS (including CFD) usage Expected 10%; maximum 50%.

Securities lending Expected 15%; maximum 30%.

Repos/reverse repos Expected 0%; maximum 30%.

BENCHMARK(S) MSCI ACWI Index, a broad market index that does not take into account ESG characteristics. **Used for:** investment selection, risk monitoring and performance comparison.

The fund invests in securities of the benchmark, however, the management of the fund is discretionary, therefore the fund may invest in securities not included in the benchmark, and its performance over any period may or may not deviate significantly from that of the benchmark.

BASE CURRENCY USD.

Main Risks

See “Risk Descriptions” for more information.

- China
- Concentration
- Counterparty and collateral
- Currency
- Derivatives
- Emerging markets
- Equities
- Hedging
- Investment fund
- Liquidity
- Market
- Operational
- Short positions
- Sustainable investing

RISK MANAGEMENT METHOD Commitment.

Planning Your Investment

ORDER PROCESSING Requests to buy, switch or sell fund shares that are received and accepted by the Management Company by 4:00 PM CET (3:00 PM UK time) on any Valuation Day are ordinarily processed at the NAV for that Valuation Day. Settlement normally occurs within 3 business days.

Main Share Classes

Class	Minimum Investment (USD) ¹		Maximum Dealing Fees	Maximum Annual Fees	
	Initial and holding	Subsequent	Entry	Management	Distribution
A	2,500	1,000	5.25%	1.50%	—
E	2,500	1,000	—	1.50%	0.75%
I	10 million	100,000	—	0.80%	—
W, Y	2,500	1,000	—	0.80%	—

Where Class B shares are available the annual management fee of those Shares will be the same as that of the Class A Shares. For a current and complete list of available share classes, including currency hedged, please see section “Investing in Funds”. See section “Fund Fees and Costs” for detailed explanation of above fees.

¹ Or equivalent in any other freely convertible currency.

Sustainable Demographics Fund

Investment Objective and Policy

OBJECTIVE The fund aims to achieve capital growth over the long term.

INVESTMENT POLICY The fund invests at least 70% of its assets in equities of companies from anywhere in the world. The fund aims to invest in companies that are able to benefit from demographics changes. Investments will include, but are not limited to, health care and consumer industries companies that stand to benefit from the effects of rising life expectancy, expanding middle class and population growth. The fund may also invest in money market instruments on an ancillary basis. The fund may invest less than 30% of its assets in emerging markets.

INVESTMENT PROCESS In actively managing the fund, the Investment Manager considers growth and valuation metrics, company financials, return on capital, cash flows and other measures, as well as company management, industry economic conditions, and other factors.

The Investment Manager considers ESG characteristics when assessing investment risks and opportunities. In determining ESG characteristics, the Investment Manager takes into account ESG ratings provided by Fidelity or external agencies.

The fund invests at least 80% of its assets in securities of issuers with high ESG ratings and up to 20% in securities of issuers with lower ESG ratings, including those with low but improving ESG characteristics.

The fund assesses the ESG characteristics of at least 90% of its assets. When selecting investments, the fund’s investment universe will be reduced by at least 20% due to the exclusion of issuers based on their ESG characteristics.

Through the investment management process, the Investment Manager aims to ensure that investee companies follow good governance practices. For more information, see “Sustainable Investing and ESG Integration” and the Sustainability Annex.

SFDR product category Article 8 (promotes environmental and/or social characteristics).

DERIVATIVES AND TECHNIQUES The fund may use derivatives for hedging, efficient portfolio management and investment purposes.

In addition to core derivatives (see “How the Funds Use Instruments and Techniques”), the fund intends to use TRS.

TRS (including CFD) usage Expected 10%; maximum 50%.

Securities lending Expected 15%; maximum 30%.

Repos/reverse repos Expected 0%; maximum 30%.

BENCHMARK(S) MSCI ACWI Index, a broad market index that does not take into account ESG characteristics. **Used for:** investment selection, risk monitoring and performance comparison.

The fund invests in securities of the benchmark, however, the management of the fund is discretionary, therefore the fund may invest in securities not included in the benchmark, and its performance over any period may or may not deviate significantly from that of the benchmark.

BASE CURRENCY USD.

Main Risks

See “Risk Descriptions” for more information.

- Concentration
- Counterparty and collateral
- Currency
- Derivatives
- Emerging markets
- Equities
- Hedging
- Investment fund
- Liquidity
- Market
- Operational
- Sustainable investing

RISK MANAGEMENT METHOD Commitment.

Planning Your Investment

ORDER PROCESSING Requests to buy, switch or sell fund shares that are received and accepted by the Management Company by 4:00 PM CET (3:00 PM UK time) on any Valuation Day are ordinarily processed at the NAV for that Valuation Day. Settlement normally occurs within 3 business days.

Main Share Classes

Class	Minimum Investment (USD) ¹		Maximum Dealing Fees	Maximum Annual Fees	
	Initial and holding	Subsequent	Entry	Management	Distribution
A	2,500	1,000	5.25%	1.50%	—
E	2,500	1,000	—	1.50%	0.75%
I	10 million	100,000	—	0.80%	—
W/ Y	2,500	1,000	—	0.80%	—

Where Class B shares are available the annual management fee of those Shares will be the same as that of the Class A Shares. For a current and complete list of available share classes, including currency hedged, please see section “Investing in Funds”. See section “Fund Fees and Costs” for detailed explanation of above fees.
¹ Or equivalent in any other freely convertible currency.

Sustainable Future Connectivity Fund

Investment Objective and Policy

OBJECTIVE The fund aims to achieve capital growth over the long term.

INVESTMENT POLICY The fund invests at least 70% of its assets, in equities of companies from anywhere in the world, including emerging markets that are linked to the theme of future connectivity (the enablers, networks, and beneficiaries of next generation communications). Investments may be made in companies involved in the roll out of cellular networks, wired networks, internet infrastructure, online content production. The fund may also invest in money market instruments on an ancillary basis.

The fund may invest less than 30% of its assets (directly and/or indirectly) in China A and B shares (in aggregate).

The fund’s largest ten holdings may account for 50% of its assets, resulting in portfolio concentration.

INVESTMENT PROCESS In actively managing the fund, the Investment Manager considers growth and valuation metrics, company financials, return on capital, cash flows and other financial measures, as well as company management, industry, economic conditions, and other factors. The Investment Manager considers ESG characteristics when assessing investment risks and opportunities. In determining ESG characteristics, the Investment Manager takes into account ESG ratings provided by Fidelity or external agencies. In addition, the Investment Manager engages with issuers to seek improvement in ESG issues.

The fund invests at least 80% of its assets in securities of issuers with high ESG ratings and up to 20% in securities of issuers with lower ESG ratings, including those with low but improving ESG characteristics.

The fund assesses the ESG characteristics of at least 90% of its assets. When selecting investments, the fund’s investment universe is reduced by at least 20% after excluding issuers based on their ESG characteristics.

Through the investment management process, the Investment Manager aims to ensure that investee companies follow good governance practices.

For more information, see “Sustainable Investing and ESG Integration” and the Sustainability Annex.

SFDR product category Article 8 (promotes environmental and/or social characteristics).

DERIVATIVES AND TECHNIQUES The fund may use derivatives for hedging, efficient portfolio management and investment purposes.

In addition to core derivatives (see “How the Funds Use Instruments and Techniques”), the fund intends to use TRS.

TRS (including CFD) usage Expected 10%; maximum 50%.

Securities lending Expected 15%; maximum 30%.

Repos/reverse repos Expected 0%; maximum 30%.

BENCHMARK(S) MSCI ACWI index, a broad market index that does not take into account ESG characteristics. **Used for:** investment selection, risk monitoring and performance comparison.

The fund invests in securities of the benchmark, however, the management of the fund is discretionary, therefore the fund may invest in securities not included in the benchmark, and its performance over any period may or may not deviate significantly from that of the benchmark.

BASE CURRENCY USD.

Main Risks

See “Risk Descriptions” for more information.

- Concentration
- Counterparty and collateral
- Currency
- Derivatives
- Emerging markets
- Equities
- Hedging
- Investment fund
- Liquidity
- Market
- Operational
- Sustainable investing

RISK MANAGEMENT METHOD Commitment.

Planning Your Investment

ORDER PROCESSING Requests to buy, switch or sell fund shares that are received and accepted by the Management Company by 4:00 PM CET (3:00 PM UK time) on any Valuation Day are ordinarily processed at the NAV for that Valuation Day. Settlement normally occurs within 3 business days.

Main Share Classes

Class	Minimum Investment (USD) ¹		Maximum Dealing Fees	Maximum Annual Fees	
	Initial and holding	Subsequent	Entry	Management	Distribution
A	2,500	1,000	5.25%	1.50%	—
E	2,500	1,000	—	1.50%	0.75%
I	10 million	100,000	—	0.80%	—
W/ Y	2,500	1,000	—	0.80%	—

Where Class B shares are available the annual management fee of those Shares will be the same as that of the Class A Shares. For a current and complete list of available share classes, including currency hedged, please see section “Investing in Funds”. See section “Fund Fees and Costs” for detailed explanation of above fees.

¹ Or equivalent in any other freely convertible currency.

Sustainable Global Dividend Plus Fund

Investment Objective and Policy

OBJECTIVE The fund aims to achieve income with potential for capital growth over time.

INVESTMENT POLICY The fund invests at least 70% of its assets, in equities of companies from anywhere in the world including emerging markets.

The fund may invest less than 30% of its assets (directly and/or indirectly) in China A and B shares (in aggregate).

The Investment Manager aims to provide income in excess of the benchmark.

INVESTMENT PROCESS In actively managing the fund, the Investment Manager considers growth and valuation metrics, company financials, return on capital, cash flows and other measures, as well as company management, industry, economic conditions, and other characteristics. The Investment Manager focuses on investments which it believes offer attractive dividend yields in addition to price appreciation. It considers ESG characteristics when assessing investment risks and opportunities. In determining ESG characteristics, the Investment Manager takes into account ESG ratings provided by Fidelity or external agencies.

The fund invests at least 80% of its assets in securities of issuers with high ESG ratings and up to 20% in securities of issuers with lower ESG ratings, including those with low but improving ESG characteristics.

Through the investment management process the Investment Manager aims to ensure that investee companies follow good governance practices.

For more information, see “Sustainable Investing and ESG Integration” and the Sustainability Annex.

SFDR product category Article 8 (promotes environmental and/or social characteristics).

DERIVATIVES AND TECHNIQUES The fund may use derivatives for hedging, efficient portfolio management and investment purposes.

In addition to core derivatives (see “How the Funds Use Instruments and Techniques”), the fund intends to use TRS. The fund will use a covered call strategy (writing call options on equities or equity indices) in order to generate additional income.

TRS (including CFD) usage Expected 10%; maximum 50%.

Securities lending Expected 15%; maximum 30%.

Repos/reverse repos Expected 0%; maximum 30%.

BENCHMARK(S) MSCI ACWI Index, a broad market index that does not take into account ESG characteristics. **Used for:** performance comparison.

The fund invests in securities of the benchmark, however, the management of the fund is discretionary, therefore the fund may invest in securities not included in the benchmark, and its performance over any period may or may not deviate significantly from that of the benchmark.

BASE CURRENCY USD.

Main Risks

See “Risk Descriptions” for more information.

- China
- Counterparty and collateral
- Currency
- Derivatives
- Emerging markets
- Equities
- Hedging
- Investment fund
- Liquidity
- Market
- Operational
- Sustainable investing

RISK MANAGEMENT METHOD Commitment.

Planning Your Investment

ORDER PROCESSING Requests to buy, switch or sell fund shares that are received and accepted by the Management Company by 4:00 PM CET (3:00 PM UK time) on any Valuation Day are ordinarily processed at the NAV for that Valuation Day. Settlement normally occurs within 3 business days.

Main Share Classes

Class	Minimum Investment (USD) ¹		Maximum Dealing Fees	Maximum Annual Fees	
	Initial and holding	Subsequent	Entry	Management	Distribution
A	2,500	1,000	5.25%	1.50%	—
E	2,500	1,000	—	1.50%	0.75%
I	10 million	100,000	—	0.80%	—
W	2,500	1,000	—	0.80%	—

Where Class B shares are available the annual management fee of those Shares will be the same as that of the Class A Shares. For a current and complete list of available share classes, including currency hedged, please see section “Investing in Funds”. See section “Fund Fees and Costs” for detailed explanation of above fees.
¹ Or equivalent in any other freely convertible currency.

Sustainable Healthcare Fund

Investment Objective and Policy

OBJECTIVE The fund aims to achieve capital growth over the long term.

INVESTMENT POLICY The fund invests at least 70% (and normally 75%) of its assets, in equities of companies that are involved in design, manufacture or sale of products and services in connection with health care, medicine or biotechnology from anywhere in the world. The fund may also invest in money market instruments on an ancillary basis.

INVESTMENT PROCESS In actively managing the fund, the Investment Manager considers growth and valuation metrics, company financials, return on capital, cash flows and other measures, as well as company management, industry, economic conditions, and other factors.

The Investment Manager considers ESG characteristics when assessing investment risks and opportunities. In determining ESG characteristics, the Investment Manager takes into account ESG ratings provided by Fidelity or external agencies.

The fund invests at least 80% of its assets in securities of issuers with high ESG ratings and up to 20% in securities of issuers with lower ESG ratings, including those with low but improving ESG characteristics.

The fund assesses the ESG characteristics of at least 90% of its assets. The fund’s investment universe is reduced by at least 20% due to the exclusion of issuers based on their ESG characteristics.

Through the investment management process, the Investment Manager aims to ensure that investee companies follow good governance practices. For more information, see “Sustainable Investing and ESG Integration” and the Sustainability Annex.

SFDR product category Article 8 (promotes environmental and/or social characteristics).

DERIVATIVES AND TECHNIQUES The fund may use derivatives for hedging and for efficient portfolio management.

In addition to core derivatives (see “How the Funds Use Instruments and Techniques”), the fund intends to use TRS.

TRS (including CFD) usage Expected 15%; maximum 50%.

Securities lending Expected 15%; maximum 30%.

Repos/reverse repos Expected 0%; maximum 30%.

BENCHMARK(S) MSCI AC World Health Care Index, a broad market index that does not take into account ESG characteristics. **Used for:** investment selection, risk monitoring, and performance comparison.

The fund invests in securities of the benchmark, however, the management of the fund is discretionary, therefore the fund may invest in securities not included in the benchmark, and its performance over any period may or may not deviate significantly from that of the benchmark.

BASE CURRENCY EUR.

Main Risks

See “Risk Descriptions” for more information.

- Concentration
- Counterparty and collateral
- Currency
- Derivatives
- Equities
- Hedging
- Investment fund
- Liquidity
- Market
- Operational
- Sustainable investing

RISK MANAGEMENT METHOD Commitment.

Planning Your Investment

ORDER PROCESSING Requests to buy, switch or sell fund shares that are received and accepted by the Management Company by 4:00 PM CET (3:00 PM UK time) on any Valuation Day are ordinarily processed at the NAV for that Valuation Day. Settlement normally occurs within 3 business days.

Main Share Classes

Class	Minimum Investment (USD) ¹		Maximum Dealing Fees	Maximum Annual Fees	
	Initial and holding	Subsequent	Entry	Management	Distribution
A	2,500	1,000	5.25%	1.50%	—
E	2,500	1,000	—	1.50%	0.75%
I	10 million	100,000	—	0.80%	—
W/Y	2,500	1,000	—	0.80%	—

Where Class B shares are available the annual management fee of those Shares will be the same as that of the Class A Shares. For a current and complete list of available share classes, including currency hedged, please see section “Investing in Funds”. See section “Fund Fees and Costs” for detailed explanation of above fees.
¹ Or equivalent in any other freely convertible currency.

Sustainable Water & Waste Fund

Investment Objective and Policy

OBJECTIVE The fund aims to achieve capital growth over the long term.

INVESTMENT POLICY The fund invests at least 70% of its assets, in equities of companies from anywhere in the world, including emerging markets.

The fund aims to make investments in companies that are involved in the design, manufacture, or sale of products and services used in connection with the water and waste management sector. The water management sector includes but is not limited to, those companies involved in water production, water conditioning, de-salination, supply, bottling, transport and dispatching of water. The waste management sector includes but is not limited to, those companies involved in the collection, recovery and disposal of waste; including recycling, incineration, anaerobic digestion of food waste (biological processes) and landfilling of residual waste. The sector also includes those companies specialising in the treatment of wastewater, sewage, solid, liquid and chemical waste and any consulting or engineering services in connection with these activities.

The fund may also invest in money market instruments on an ancillary basis.

The fund may invest less than 30% of its assets (directly and/or indirectly) in China A and B shares (in aggregate).

INVESTMENT PROCESS In actively managing the fund, the Investment Manager considers growth and valuation metrics, company financials, return on capital, cash flows and other measures, as well as company management, industry, economic conditions, and other factors. The Investment Manager considers ESG characteristics when assessing investment risks and opportunities. In determining ESG characteristics, the Investment Manager takes into account ESG ratings provided by Fidelity or external agencies. In addition, the Investment Manager engages with issuers to seek improvement on ESG issues.

The fund assesses the ESG characteristics of at least 90% of its assets. The fund’s investment universe is reduced by at least 20% due to the exclusion of issuers based on their ESG characteristics.

A minimum of 80% of assets will align to the fund’s sustainability theme and the fund may invest in securities of issuers with low but improving ESG characteristics. Through the investment management process, the Investment Manager aims to ensure that investee companies follow good governance practices.

For more information, see “Sustainable Investing and ESG Integration” and the Sustainability Annex.

SFDR product category Article 8 (promotes environmental and/or social characteristics).

DERIVATIVES AND TECHNIQUES The fund may use derivatives for hedging, efficient portfolio management and investment purposes.

In addition to core derivatives (see “How the Funds Use Instruments and Techniques”), the fund intends to use TRS.

TRS (including CFD) usage Expected 10%; maximum 50%.

Securities lending Expected 15%; maximum 30%.

Repos/reverse repos Expected 0%; maximum 30%.

BENCHMARK(S) MSCI ACWI Index, a broad market index that does not take into account ESG characteristics **Used for:** risk monitoring and performance comparison.

The fund invests in securities of the benchmark, however, the management of the fund is discretionary, therefore the fund may invest in securities not included in the benchmark, and its performance over any period may or may not deviate significantly from that of the benchmark.

BASE CURRENCY USD.

Main Risks

See “Risk Descriptions” for more information.

- China
- Concentration
- Counterparty and collateral
- Currency
- Derivatives
- Emerging markets
- Equities
- Hedging
- Investment fund
- Liquidity
- Market
- Operational
- Sustainable investing

RISK MANAGEMENT METHOD Commitment.

Planning Your Investment

ORDER PROCESSING Requests to buy, switch or sell fund shares that are received and accepted by the Management Company by 4:00 PM CET (3:00 PM UK time) on any Valuation Day are ordinarily processed at the NAV for that Valuation Day. Settlement normally occurs within 3 business days.

Main Share Classes

Class	Minimum Investment (USD) ¹		Maximum Dealing Fees	Maximum Annual Fees	
	Initial and holding	Subsequent	Entry	Management	Distribution
A	2,500	1,000	5.25%	1.50%	—
E	2,500	1,000	—	1.50%	0.75%
I	10 million	100,000	—	0.80%	—
W/ Y	2,500	1,000	—	0.80%	—

Where Class B shares are available the annual management fee of those Shares will be the same as that of the Class A Shares. For a current and complete list of available share classes, including currency hedged, please see section “Investing in Funds”. See section “Fund Fees and Costs” for detailed explanation of above fees.

¹ Or equivalent in any other freely convertible currency.

Fidelity Funds – World Fund

Investment Objective and Policy

OBJECTIVE The fund aims to achieve capital growth over the long term.

INVESTMENT POLICY The fund invests at least 70% of its assets, in equities of companies from anywhere in the world, including emerging markets. The fund may also invest in money market instruments on an ancillary basis.

INVESTMENT PROCESS In actively managing the fund, the Investment Manager considers growth, valuation metrics, company financials, return on capital, cash flows and other financial measures, as well as company management, industry, economic conditions, and other factors.

The Investment Manager considers ESG characteristics when assessing investment risks and opportunities. In determining ESG characteristics, the Investment Manager takes into account ESG ratings provided by Fidelity or external agencies.

The fund aims to achieve an ESG score of its portfolio greater than that of its benchmark. Through the investment management process the Investment Manager aims to ensure that investee companies follow good governance practices.

For more information, see “Sustainable Investing and ESG Integration” and the Sustainability Annex.

SFDR product category Article 8 (promotes environmental and/or social characteristics).

DERIVATIVES AND TECHNIQUES The fund may use derivatives for hedging and for efficient portfolio management.

In addition to core derivatives (see “How the Funds Use Instruments and Techniques”), the fund intends to use TRS.

TRS (including CFD) usage Expected 10%; maximum 50%.

Securities lending Expected 15%; maximum 30%.

Repos/reverse repos Expected 0%; maximum 30%.

BENCHMARK(S) MSCI World Index, a broad market index that does not take into account ESG characteristics. **Used for:** investment selection, risk monitoring, and performance comparison.

The fund invests in securities of the benchmark, however, the management of the fund is discretionary, therefore the fund may invest in securities not included in the benchmark, and its performance over any period may or may not deviate significantly from that of the benchmark.

BASE CURRENCY USD.

Main Risks

See “Risk Descriptions” for more information.

- Counterparty and collateral
- Currency
- Derivatives
- Emerging markets
- Equities
- Hedging
- Investment fund
- Liquidity
- Market
- Operational
- Sustainable investing

RISK MANAGEMENT METHOD Commitment.

Planning Your Investment

ORDER PROCESSING Requests to buy, switch or sell fund shares that are received and accepted by the Management Company by 4:00 PM CET (3:00 PM UK time) on any Valuation Day are ordinarily processed at the NAV for that Valuation Day. Settlement normally occurs within 3 business days.

Main Share Classes

Class	Minimum Investment (USD) ¹		Maximum Dealing Fees	Maximum Annual Fees	
	Initial and holding	Subsequent	Entry	Management	Distribution
A	2,500	1,000	5.25%	1.50%	—
E	2,500	1,000	—	1.50%	0.75%
I	10 million	100,000	—	0.80%	—
W/ Y	2,500	1,000	—	0.80%	—

Where Class B shares are available the annual management fee of those Shares will be the same as that of the Class A Shares. For a current and complete list of available share classes, including currency hedged, please see section “Investing in Funds”. See section “Fund Fees and Costs” for detailed explanation of above fees.

¹ Or equivalent in any other freely convertible currency.

Fidelity Funds – America Fund

Investment Objective and Policy

OBJECTIVE The fund aims to achieve capital growth over time.

INVESTMENT POLICY The fund invests at least 70% (and normally 75%) of its assets, in equities of companies that are listed, headquartered, or do most of their business in the US. The fund may also invest in money market instruments on an ancillary basis.

INVESTMENT PROCESS In actively managing the fund, the Investment Manager considers growth and valuation metrics, company financials, return on capital, cash flows and other measures, as well as company management, industry, economic conditions, and other factors. The Investment Manager considers ESG characteristics when assessing investment risks and opportunities. In determining ESG characteristics, the Investment Manager takes into account ESG ratings provided by Fidelity or external agencies.

The fund aims to achieve an ESG score of its portfolio greater than that of its benchmark. Through the investment management process, the Investment Manager aims to ensure that investee companies follow good governance practices.

For more information, see “Sustainable Investing and ESG Integration” and the Sustainability Annex.

SFDR product category Article 8 (promotes environmental and/or social characteristics).

DERIVATIVES AND TECHNIQUES The fund may use derivatives for hedging and for efficient portfolio management.

In addition to core derivatives (see “How the Funds Use Instruments and Techniques”), the fund intends to use TRS.

TRS (including CFD) usage Expected 0%; maximum 5%.

Securities lending Expected 15%; maximum 30%.

Repos/reverse repos Expected 0%; maximum 30%.

BENCHMARK(S) S&P500 Index, a broad market index that does not take into account ESG characteristics. Used for: performance comparison only.

BASE CURRENCY USD.

Main Risks

See “Risk Descriptions” for more information.

- Concentration
- Counterparty and collateral
- Currency
- Derivatives
- Equities
- Hedging
- Investment fund
- Liquidity
- Market
- Operational
- Sustainable investing

RISK MANAGEMENT METHOD Commitment.

Planning Your Investment

ORDER PROCESSING Requests to buy, switch or sell fund shares that are received and accepted by the Management Company by 4:00 PM CET (3:00 PM UK time) on any Valuation Day are ordinarily processed at the NAV for that Valuation Day. Settlement normally occurs within 3 business days.

Main Share Classes

Class	Minimum Investment (USD) ¹		Maximum Dealing Fees	Maximum Annual Fees	
	Initial and holding	Subsequent	Entry	Management	Distribution
A	2,500	1,000	5.25%	1.50%	—
E	2,500	1,000	—	1.50%	0.75%
I	10 million	100,000	—	0.80%	—
W, Y	2,500	1,000	—	0.80%	—

Where Class B shares are available the annual management fee of those Shares will be the same as that of the Class A Shares. For a current and complete list of available share classes, including currency hedged, please see section “Investing in Funds”. See section “Fund Fees and Costs” for detailed explanation of above fees.

¹ Or equivalent in any other freely convertible currency.

American Growth Fund

Investment Objective and Policy

OBJECTIVE The fund aims to achieve capital growth over the long term.

INVESTMENT POLICY The fund invests at least 70% (and normally 75%) of its assets, in equities of companies that are headquartered or do most of their business in the US. The fund may also invest in money market instruments on an ancillary basis.

INVESTMENT PROCESS In actively managing the fund, the Investment Manager considers growth and valuation metrics, company financials, return on capital, cash flows and other measures, as well as company management, industry, economic conditions, and other factors.

The Investment Manager considers ESG characteristics when assessing investment risks and opportunities. In determining ESG characteristics, the Investment Manager takes into account ESG ratings provided by Fidelity or external agencies.

The fund aims to achieve an ESG score of its portfolio greater than that of its benchmark. Through the investment management process the Investment Manager aims to ensure that investee companies follow good governance practices.

For more information, see “Sustainable Investing and ESG Integration” and the Sustainability Annex.

SFDR product category Article 8 (promotes environmental and/or social characteristics).

DERIVATIVES AND TECHNIQUES The fund may use derivatives for hedging, efficient portfolio management and investment purposes.

In addition to core derivatives (see “How the Funds Use Instruments and Techniques”), the fund intends to use TRS.

TRS (including CFD) usage Expected 10%; maximum 50%.

Securities lending Expected 15%; maximum 30%.

Repos/reverse repos Expected 0%; maximum 30%.

BENCHMARK(S) S&P500 Index, a broad market index that does not take into account ESG characteristics. Used for: performance comparison only.

BASE CURRENCY USD.

Main Risks

See “Risk Descriptions” for more information.

- Concentration
- Counterparty and collateral
- Currency
- Derivatives
- Equities
- Hedging
- Investment fund
- Liquidity
- Market
- Operational
- Sustainable investing

RISK MANAGEMENT METHOD Commitment.

Planning Your Investment

ORDER PROCESSING Requests to buy, switch or sell fund shares that are received and accepted by the Management Company by 4:00 PM CET (3:00 PM UK time) on any Valuation Day are ordinarily processed at the NAV for that Valuation Day. Settlement normally occurs within 3 business days.

Main Share Classes

Class	Minimum Investment (USD) ¹		Maximum Dealing Fees	Maximum Annual Fees	
	Initial and holding	Subsequent	Entry	Management	Distribution
A	2,500	1,000	5.25%	1.50%	—
E	2,500	1,000	—	1.50%	0.75%
I	10 million	100,000	—	0.80%	—
W/ Y	2,500	1,000	—	0.80%	—

Where Class B shares are available the annual management fee of those Shares will be the same as that of the Class A Shares. For a current and complete list of available share classes, including currency hedged, please see section “Investing in Funds”. See section “Fund Fees and Costs” for detailed explanation of above fees.

¹ Or equivalent in any other freely convertible currency.

Sustainable US Equity Fund

Investment Objective and Policy

OBJECTIVE The fund aims to achieve capital growth over the long term by investing in sustainable investments.

INVESTMENT POLICY The fund invests at least 70% (and normally 75%) of its assets, in equities of companies that are headquartered, listed or do most of their business in the United States.

The fund aims to invest in sustainable investments that contribute to environmental or social objectives which are aligned with one or more United Nations Sustainable Development Goals (“SDGs”). The fund may (on an ancillary basis and up to 20% of its assets) hold cash, money market instruments, or other investments used for hedging and efficient portfolio management purposes.

INVESTMENT PROCESS In actively managing the fund, the Investment Manager identifies investment ideas, relying on a combination of Fidelity’s research, third-party research, inputs from quantitative screens and company meetings to help narrow the investment universe. Stock research and selection focuses on assessing ESG profile and SDG alignment fundamentals through rigorous bottom-up financial analysis and valuation to select stocks with strong investment return potential.

The Investment Manager selects issuers based on the contribution of their economic activities to environmental or social objectives which are aligned with the SDGs.

The Investment Manager aims to be an active owner and engage with companies held by the fund to influence positive change.

The fund assesses the ESG characteristics of at least 90% of its assets. The fund’s investment universe, is reduced by at least 20% due to the exclusion of issuers on the basis of their ESG characteristics.

For more information, see “Sustainable Investing and ESG Integration” and the Sustainability Annex.

SFDR product category Article 9 (has a sustainable investment objective).

DERIVATIVES AND TECHNIQUES The fund may use derivatives for hedging, efficient portfolio management purposes.

In addition to core derivatives (see “How the Funds Use Instruments and Techniques”), the fund intends to use TRS.

TRS (including CFD) usage Expected 0%; maximum 10%.

Securities lending Expected 15%; maximum 30%.

Repos/reverse repos Expected 0%; maximum 30%.

BENCHMARK(S) S&P 500 Index, a broad market index that does not take into account ESG characteristics. **Used for:** performance comparison only.

BASE CURRENCY USD.

Main Risks

See “Risk Descriptions” for more information.

- Concentration
- Counterparty and collateral
- Currency
- Derivatives
- Equities
- Hedging
- Investment fund
- Liquidity
- Market
- Operational
- Sustainable investing

RISK MANAGEMENT METHOD Commitment.

Planning Your Investment

ORDER PROCESSING Requests to buy, switch or sell fund shares that are received and accepted by the Management Company by 4:00 PM CET (3:00 PM UK time) on any Valuation Day are ordinarily processed at the NAV for that Valuation Day. Settlement normally occurs within 3 business days.

Main Share Classes

Class	Minimum Investment (USD) ¹		Maximum Dealing Fees	Maximum Annual Fees	
	Initial and holding	Subsequent	Entry	Management	Distribution
A	2,500	1,000	5.25%	1.50%	—
E	2,500	1,000	-	1.50%	0.75%
I	10 million	100,000	—	0.80%	—
W/ Y	2,500	1,000	—	0.80%	—

Where Class B shares are available the annual management fee of those Shares will be the same as that of the Class A Shares. For a current and complete list of available share classes, including currency hedged, please see section “Investing in Funds”. See section “Fund Fees and Costs” for detailed explanation of above fees.

¹ Or equivalent in any other freely convertible currency.

European Dividend Fund

Investment Objective and Policy

OBJECTIVE The fund aims to achieve capital growth over the long term and provide income.

INVESTMENT POLICY The fund invests at least 70% (and normally 75%) of its assets, in income producing equities of companies that are headquartered, or do most of their business, in Europe. The fund may also invest in money market instruments on an ancillary basis.

The Investment Manager aims to provide income in excess of the benchmark.

INVESTMENT PROCESS In actively managing the fund, the Investment Manager considers growth and valuation metrics, company financials, return on capital, cash flows and other measures, as well as company management, industry, economic conditions, and other factors.

The Investment Manager will target investments which it believes offer attractive dividend yields in addition to price appreciation. The Investment Manager considers ESG factors when assessing investment risks and opportunities. In determining ESG characteristics, the Investment Manager takes into account ESG ratings provided by Fidelity or external agencies.

The fund aims to achieve an ESG score of its portfolio greater than that of its benchmark. Through the investment management process, the Investment Manager aims to ensure that investee companies follow good governance practices.

For more information, see “Sustainable Investing and ESG Integration” and the Sustainability Annex.

SFDR product category Article 8 (promotes environmental and/or social characteristics).

DERIVATIVES AND TECHNIQUES The fund may use derivatives for hedging, efficient portfolio management and investment purposes.

In addition to core derivatives (see “How the Funds Use Instruments and Techniques”), the fund intends to use TRS.

TRS (including CFD) usage Expected 0%; maximum 10%.

Securities lending Expected 15%; maximum 30%.

Repos/reverse repos Expected 0%; maximum 30%.

BENCHMARK(S) MSCI Europe Index, a broad market index that does not take into account ESG characteristics. **Used for:** performance comparison.

The fund invests in securities of the benchmark, however, management of the fund is discretionary, therefore the fund may invest in securities not included in the benchmark, and its performance over any period may or may not deviate significantly from that of the benchmark.

BASE CURRENCY EUR.

Main Risks

See “Risk Descriptions” for more information.

- Counterparty and collateral
- Currency
- Derivatives
- Equities
- Hedging
- Investment fund
- Liquidity
- Market
- Operational
- Sustainable investing

RISK MANAGEMENT METHOD Commitment.

Planning Your Investment

ORDER PROCESSING Requests to buy, switch or sell fund shares that are received and accepted by the Management Company by 4:00 PM CET (3:00 PM UK time) on any Valuation Day are ordinarily processed at the NAV for that Valuation Day. Settlement normally occurs within 3 business days.

Main Share Classes

Class	Minimum Investment (USD) ¹		Maximum Dealing Fees		Maximum Annual Fees	
	Initial and holding	Subsequent	Entry	Management	Distribution	
A	2,500	1,000	5.25%	1.50%	—	
E	2,500	1,000	—	1.50%	0.75%	
I	10 million	100,000	—	0.80%	—	
W/ Y	2,500	1,000	—	0.80%	—	

Where Class B shares are available the annual management fee of those Shares will be the same as that of the Class A Shares. For a current and complete list of available share classes, including currency hedged, please see section “Investing in Funds”. See section “Fund Fees and Costs” for detailed explanation of above fees.
¹ Or equivalent in any other freely convertible currency.

European Dynamic Growth Fund

Investment Objective and Policy

OBJECTIVE The fund aims to achieve capital growth over the long term.

INVESTMENT POLICY The fund invests at least 70% (and normally 75%) of its assets, in equities of companies that are headquartered, or do most of their business, in Europe. The fund may also invest in money market instruments on an ancillary basis.

The fund typically has a bias towards medium sized companies with a market capitalisation of between 1 and 10 billion Euro.

INVESTMENT PROCESS In actively managing the fund, the Investment Manager considers growth and valuation metrics, company financials, return on capital, cash flows and other measures, as well as company management, industry, economic conditions, and other factors. The Investment Manager considers ESG characteristics when assessing investment risks and opportunities. In determining ESG characteristics, the Investment Manager takes into account ESG ratings provided by Fidelity or external agencies.

The fund aims to achieve an ESG score of its portfolio greater than that of its benchmark. Through the investment management process, the Investment Manager aims to ensure that investee companies follow good governance practices.

For more information, see “Sustainable Investing and ESG Integration” and the Sustainability Annex.

SFDR product category Article 8 (promotes environmental and/or social characteristics).

DERIVATIVES AND TECHNIQUES The fund may use derivatives for hedging, efficient portfolio management and investment purposes.

In addition to core derivatives (see “How the Funds Use Instruments and Techniques”), the fund intends to use TRS.

TRS (including CFD) usage Expected 0%; maximum 10%.

Securities lending Expected 15%; maximum 30%.

Repos/reverse repos Expected 0%; maximum 30%.

BENCHMARK(S) MSCI Europe Index, a broad market index that does not take into account ESG characteristics. Used for: performance comparison.

BASE CURRENCY EUR.

Main Risks

See “Risk Descriptions” for more information.

- Concentration
- Counterparty and collateral
- Currency
- Derivatives
- Equities
- Hedging
- Investment fund
- Liquidity
- Market
- Operational
- Small and mid cap equity
- Sustainable investing

RISK MANAGEMENT METHOD Commitment.

Planning Your Investment

ORDER PROCESSING Requests to buy, switch or sell fund shares that are received and accepted by the Management Company by 4:00 PM CET (3:00 PM UK time) on any Valuation Day are ordinarily processed at the NAV for that Valuation Day. Settlement normally occurs within 3 business days.

Main Share Classes

Class	Minimum Investment (USD) ¹		Maximum Dealing Fees	Maximum Annual Fees	
	Initial and holding	Subsequent	Entry	Management	Distribution
A	2,500	1,000	5.25%	1.50%	—
E	2,500	1,000	—	1.50%	0.75%
I	10 million	100,000	—	0.80%	—
W/ Y	2,500	1,000	—	0.80%	—

Where Class B shares are available the annual management fee of those Shares will be the same as that of the Class A Shares. For a current and complete list of available share classes, including currency hedged, please see section “Investing in Funds”. See section “Fund Fees and Costs” for detailed explanation of above fees.

¹ Or equivalent in any other freely convertible currency.

Fidelity Funds – European Growth Fund

Investment Objective and Policy

OBJECTIVE The fund aims to achieve capital growth over time.

INVESTMENT POLICY The fund invests at least 70% (and normally 75%) of its assets, in equities of companies listed on European stock exchanges. The fund may also invest in money market instruments on an ancillary basis.

INVESTMENT PROCESS In actively managing the fund, the Investment Manager considers growth and valuation metrics, company financials, return on capital, cash flows and other measures, as well as company management, industry, economic conditions, and other factors.

The Investment Manager considers ESG characteristics when assessing investment risks and opportunities. In determining ESG characteristics, the Investment Manager takes into account ESG ratings provided by Fidelity or external agencies.

The fund aims to achieve an ESG score of its portfolio greater than that of its benchmark. Through the investment management process, the Investment Manager aims to ensure that investee companies follow good governance practices.

For more information, see “Sustainable Investing and ESG Integration” and the Sustainability Annex.

SFDR product category Article 8 (promotes environmental and/or social characteristics).

DERIVATIVES AND TECHNIQUES The fund may use derivatives for hedging and for efficient portfolio management.

TRS (including CFD) usage None.

Securities lending Expected 15%; maximum 30%.

Repos/reverse repos Expected 0%; maximum 30%.

BENCHMARK(S) MSCI Europe Index, a broad market index that does not take into account ESG characteristics. **Used for:** risk monitoring, investment selection and performance comparison.

The fund invests in securities of the benchmark, however, management of the fund is discretionary, therefore the fund may invest in securities not included in the benchmark, and its performance over any period may or may not deviate significantly from that of the benchmark.

BASE CURRENCY EUR.

Main Risks

See “Risk Descriptions” for more information.

- Counterparty and collateral
- Derivatives
- Equities
- Hedging
- Investment fund
- Liquidity
- Market
- Operational
- Sustainable investing

RISK MANAGEMENT METHOD Commitment.

Planning Your Investment

ORDER PROCESSING Requests to buy, switch or sell fund shares that are received and accepted by the Management Company by 4:00 PM CET (3:00 PM UK time) on any Valuation Day are ordinarily processed at the NAV for that Valuation Day. Settlement normally occurs within 3 business days.

Main Share Classes

Class	Minimum Investment (USD) ¹		Maximum Dealing Fees	Maximum Annual Fees	
	Initial and holding	Subsequent	Entry	Management	Distribution
A	2,500	1,000	5.25%	1.50%	—
E	2,500	1,000	—	1.50%	0.75%
I	10 million	100,000	—	0.80%	—
W/ Y	2,500	1,000	—	0.80%	—

Where Class B shares are available the annual management fee of those Shares will be the same as that of the Class A Shares. For a current and complete list of available share classes, including currency hedged, please see section “Investing in Funds”. See section “Fund Fees and Costs” for detailed explanation of above fees.
¹ Or equivalent in any other freely convertible currency.

European Larger Companies Fund

Investment Objective and Policy

OBJECTIVE The fund aims to achieve capital growth over the long term.

INVESTMENT POLICY The fund invests at least 70% of its assets, in equities of larger companies that are listed, headquartered, or do most of their business in Europe. The fund may also invest in money market instruments.

INVESTMENT PROCESS In actively managing the fund, the Investment Manager considers growth and valuation metrics, company financials, return on capital, cash flows and other measures, as well as company management, industry, economic conditions, and other factors.

The Investment Manager considers ESG characteristics when assessing investment risks and opportunities. In determining ESG characteristics, the Investment Manager takes into account ESG ratings provided by Fidelity or external agencies.

The fund aims to achieve an ESG score of its portfolio greater than that of its benchmark. Through the investment management process, the Investment Manager aims to ensure that investee companies follow good governance practices.

For more information, see “Sustainable Investing and ESG Integration” and the Sustainability Annex.

SFDR product category Article 8 (promotes environmental and/or social characteristics).

DERIVATIVES AND TECHNIQUES The fund may use derivatives for hedging, efficient portfolio management and investment purposes.

In addition to core derivatives (see “How the Funds Use Instruments and Techniques”), the fund intends to use TRS.

TRS (including CFD) usage Expected 0%; maximum 10%.

Securities lending Expected 15%; maximum 30%.

Repos/reverse repos Expected 0%; maximum 30%.

BENCHMARK(S) MSCI Europe Index, a broad market index that does not take into account ESG characteristics. **Used for:** investment selection, risk monitoring and performance comparison.

The fund invests in securities of the benchmark, however, management of the fund is discretionary, therefore the fund may invest in securities not included in the benchmark, and its performance over any period may or may not deviate significantly from that of the benchmark.

BASE CURRENCY EUR.

Main Risks

See “Risk Descriptions” for more information.

- Concentration
- Counterparty and collateral
- Currency
- Derivatives
- Equities
- Hedging
- Investment fund
- Liquidity
- Market
- Operational
- Sustainable investing

RISK MANAGEMENT METHOD Commitment.

Planning Your Investment

ORDER PROCESSING Requests to buy, switch or sell fund shares that are received and accepted by the Management Company by 4:00 PM CET (3:00 PM UK time) on any Valuation Day are ordinarily processed at the NAV for that Valuation Day. Settlement normally occurs within 3 business days.

Main Share Classes

Class	Minimum Investment (USD) ¹		Maximum Dealing Fees	Maximum Annual Fees	
	Initial and holding	Subsequent	Entry	Management	Distribution
A	2,500	1,000	5.25%	1.50%	—
E	2,500	1,000	—	1.50%	0.75%
I	10 million	100,000	—	0.80%	—
Y	2,500	1,000	—	0.80%	—

Where Class B shares are available the annual management fee of those Shares will be the same as that of the Class A Shares. For a current and complete list of available share classes, including currency hedged, please see section “Investing in Funds”. See section “Fund Fees and Costs” for detailed explanation of above fees.
¹ Or equivalent in any other freely convertible currency.

Euro 50 Index Fund

Investment Objective and Policy

OBJECTIVE The fund aims to achieve capital growth over the long term, by tracking the performance of the benchmark (before fees and expenses).

INVESTMENT POLICY The fund invests, including through the use of derivatives, in equities of companies in the benchmark.

To manage its cash position, the fund may invest in collective investment schemes (such as liquidity funds), including those managed by FIL Group, in addition to money market instruments, cash and term deposits.

INVESTMENT PROCESS In passively managing the fund, the Investment Manager seeks to replicate (track) the composition of the benchmark and minimise the difference between the return of the portfolio and that of the benchmark. The Investment Manager does not consider environmental, social and governance (ESG) characteristics. The fund's ESG characteristics are essentially similar to those of the benchmark.

DERIVATIVES AND TECHNIQUES The fund may use derivatives for hedging and for efficient portfolio management.

TRS (including CFD) usage None.

Securities lending Expected 15%; maximum 30%.

Repos/reverse repos Expected 0%; maximum 30%.

BENCHMARK(S) Solactive Euro 50 Index NTR. Used for: tracking only. For more information, see "Further Information on Fidelity Funds - Euro 50 Index Fund" and <https://www.solactive.com/indices>.

For reasons such as liquidity or excessive cost, it may not always be practical for the fund to invest in every constituent of the benchmark or at its weighting within the benchmark. As the case may be, the fund may also invest in securities that are not constituents of the benchmark.

BASE CURRENCY EUR.

Main Risks

See "Risk Descriptions" for more information.

- Benchmark orientation
- Counterparty and collateral
- Currency
- Derivatives
- Equities
- Hedging
- Investment fund
- Liquidity
- Market
- Operational

RISK MANAGEMENT METHOD Commitment

Planning Your Investment

ORDER PROCESSING Requests to buy, switch or sell fund shares that are received and accepted by the Management Company by 1:00 PM CET (12:00 noon UK time) on any Valuation Day are ordinarily processed at the NAV for that Valuation Day. Settlement normally occurs within 3 business days.

Main Share Classes

Class	Minimum Investment (USD) ¹		Maximum Dealing Fees	Maximum Annual Fees	
	Initial and holding	Subsequent	Entry	Management	Distribution
A	2,500	1,000	5.25%	0.20%	—
Y	2,500	1,000	—	0.10%	—

Where Class B shares are available the annual management fee of those Shares will be the same as that of the Class A Shares. For a current and complete list of available share classes, including currency hedged, please see section "Investing in Funds". See section "Fund Fees and Costs" for detailed explanation of above fees.
¹ Or equivalent in any other freely convertible currency.

European Smaller Companies Fund

Investment Objective and Policy

OBJECTIVE The fund aims to achieve capital growth over time.

INVESTMENT POLICY The fund invests at least 70% (and normally 75%) of its assets, in equities of small and medium sized companies that are listed, headquartered, or do most of their business in Europe. The fund may also invest in money market instruments on an ancillary basis.

INVESTMENT PROCESS In actively managing the fund, the Investment Manager considers growth and valuation metrics, company financials, return on capital, cash flows and other measures, as well as company management, industry economic conditions, and other factors. The Investment Manager takes into account Sustainability Risks in its investment process.

For more information, see “Sustainable Investing and ESG Integration”.

DERIVATIVES AND TECHNIQUES The fund may use derivatives for hedging, efficient portfolio management and investment purposes.

In addition to core derivatives (see “How the Funds Use Instruments and Techniques”), the fund intends to use TRS.

TRS (including CFD) usage Expected 0%; maximum 10%.

Securities lending Expected 15%; maximum 30%.

Repos/reverse repos Expected 0%; maximum 30%.

BENCHMARK(S)

MSCI Europe Small Cap Index (Net).

Used for: investment selection, risk monitoring and performance comparison.

The fund invests in securities of the benchmark, however, management of the fund is discretionary, therefore the fund may invest in securities not included in the benchmark, and its performance over any period may or may not deviate significantly from that of the benchmark.

BASE CURRENCY EUR.

Main Risks

See “Risk Descriptions” for more information.

- Concentration
- Counterparty and collateral
- Derivatives
- Equities
- Hedging
- Investment fund
- Liquidity
- Market
- Operational
- Small and mid cap equity

RISK MANAGEMENT METHOD Commitment.

Planning Your Investment

ORDER PROCESSING Requests to buy, switch, or sell fund shares that are received and accepted by the Management Company by 4:00 PM CET (3:00 PM UK time) on any Valuation Day are ordinarily processed at the NAV for that Valuation Day. Settlement normally occurs within 3 business days.

Main Share Classes

Class	Minimum Investment (USD) ¹		Maximum Dealing Fees	Maximum Annual Fees	
	Initial and holding	Subsequent	Entry	Management	Distribution
A	2,500	1,000	5.25%	1.50%	—
E	2,500	1,000	—	1.50%	0.75%
I	10 million	100,000	—	0.80%	—
Y	2,500	1,000	—	0.80%	—

Where Class B shares are available the annual management fee of those Shares will be the same as that of the Class A Shares. For a current and complete list of available share classes, including currency hedged, please see section “Investing in Funds”. See section “Fund Fees and Costs” for detailed explanation of above fees.
¹ Or equivalent in any other freely convertible currency.

Fidelity Funds – Germany Fund

Investment Objective and Policy

OBJECTIVE The fund aims to achieve capital growth over time.

INVESTMENT POLICY The fund invests at least 70% (and normally 75%) of its assets, in the equities of companies that are listed, headquartered, or do most of their business in Germany. The fund may also invest in money market instruments on an ancillary basis.

INVESTMENT PROCESS In actively managing the fund, the Investment Manager considers growth and valuation metrics, company financials, return on capital, cash flows and other measures, as well as company management, industry, economic conditions, and other factors.

The Investment Manager considers ESG characteristics when assessing investment risks and opportunities. In determining ESG characteristics, the Investment Manager takes into account ESG ratings provided by Fidelity or external agencies.

The fund aims to achieve an ESG score of its portfolio greater than that of its benchmark. Through the investment management process the Investment Manager aims to ensure that investee companies follow good governance practices.

For more information, see “Sustainable Investing and ESG Integration” and the Sustainability Annex.

SFDR product category Article 8 (promotes environmental and/or social characteristics).

DERIVATIVES AND TECHNIQUES The fund may use derivatives for hedging, efficient portfolio management and investment purposes.

In addition to core derivatives (see “How the Funds Use Instruments and Techniques”), the fund intends to use TRS.

TRS (including CFD) usage Expected 0%; maximum 10%.

Securities lending Expected 15%; maximum 30%.

Repos/reverse repos Expected 0%; maximum 30%.

BENCHMARK(S) HDAX® Total Return Index, a broad market index that does not take into account ESG characteristics. **Used for:** investment selection, risk monitoring, and performance comparison.

The fund invests in securities of the benchmark, however, the management of the fund is discretionary, therefore the fund may invest in securities not included in the benchmark, and its performance over any period may or may not deviate significantly from that of the benchmark.

BASE CURRENCY EUR.

Main Risks

See “Risk Descriptions” for more information.

- Concentration
- Counterparty and collateral
- Derivatives
- Equities
- Hedging
- Investment fund
- Liquidity
- Market
- Operational
- Sustainable Investing

RISK MANAGEMENT METHOD Commitment.

Planning Your Investment

ORDER PROCESSING Requests to buy, switch or sell fund shares that are received and accepted by the Management Company by 4:00 PM CET (3:00 PM UK time) on any Valuation Day are ordinarily processed at the NAV for that Valuation Day. Settlement normally occurs within 3 business days.

The fund is eligible for the French PEA (Plan d’Epargne en Actions).

Main Share Classes

Class	Minimum Investment (USD) ¹		Maximum Dealing Fees	Maximum Annual Fees	
	Initial and holding	Subsequent	Entry	Management	Distribution
A	2,500	1,000	5.25%	1.50%	—
E	2,500	1,000	—	1.50%	0.75%
I	10 million	100,000	—	0.80%	—
W/ Y	2,500	1,000	—	0.80%	—

Where Class B shares are available the annual management fee of those Shares will be the same as that of the Class A Shares. For a current and complete list of available share classes, including currency hedged, please see section “Investing in Funds”. See section “Fund Fees and Costs” for detailed explanation of above fees.
¹ Or equivalent in any other freely convertible currency.

Fidelity Funds – Iberia Fund

Investment Objective and Policy

OBJECTIVE The fund aims to achieve capital growth over time.

INVESTMENT POLICY The fund invests at least 70% (and normally 75%) of its assets, in equities of companies that are listed, headquartered, or do most of their business in Spain and Portugal. The fund may also invest in money market instruments on an ancillary basis.

INVESTMENT PROCESS In actively managing the fund, the Investment Manager considers growth and valuation metrics, company financials, return on capital, cash flows and other measures, as well as company management, industry, economic conditions, and other factors.

The Investment Manager considers ESG characteristics when assessing investment risks and opportunities. In determining ESG characteristics, the Investment Manager takes into account ESG ratings provided by Fidelity or external agencies. The fund aims to achieve an ESG score of its portfolio greater than that of its benchmark. Through the investment management process, the Investment Manager aims to ensure that investee companies follow good governance practices. In addition, the Investment Manager engages with issuers to seek improvement on ESG issues.

For more information, see “Sustainable Investing and ESG Integration” and the Sustainability Annex.

SFDR product category Article 8 (promotes environmental and/or social characteristics).

DERIVATIVES AND TECHNIQUES The fund may use derivatives for hedging, efficient portfolio management and investment purposes.

In addition to core derivatives (see “How the Funds Use Instruments and Techniques”), the fund intends to use TRS.

TRS (including CFD) usage Expected 10%; maximum 50%.

Securities lending Expected 15%; maximum 30%.

Repos/reverse repos Expected 0%; maximum 30%.

BENCHMARK(S) 80% IBEX35 Index and 20% PSI20 Index, broad market indices that do not take into account ESG characteristics. **Used for:** performance comparison.

BASE CURRENCY EUR.

Main Risks

See “Risk Descriptions” for more information.

- Concentration
- Counterparty and collateral
- Currency
- Derivatives
- Equities
- Hedging
- Investment fund
- Liquidity
- Market
- Operational
- Sustainable investing

RISK MANAGEMENT METHOD Commitment.

Planning Your Investment

ORDER PROCESSING Requests to buy, switch or sell fund shares that are received and accepted by the Management Company by 4:00 PM CET (3:00 PM UK time) on any Valuation Day are ordinarily processed at the NAV for that Valuation Day. Settlement normally occurs within 3 business days.

This fund is eligible for the French PEA (Plan d’Epargne en Actions).

Main Share Classes

Class	Minimum Investment (USD) ¹		Maximum Dealing Fees	Maximum Annual Fees	
	Initial and holding	Subsequent	Entry	Management	Distribution
A	2,500	1,000	5.25%	1.50%	—
E	2,500	1,000	—	1.50%	0.75%
I	10 million	100,000	—	0.80%	—
Y	2,500	1,000	—	0.80%	—

Where Class B shares are available the annual management fee of those Shares will be the same as that of the Class A Shares. For a current and complete list of available share classes, including currency hedged, please see section “Investing in Funds”. See section “Fund Fees and Costs” for detailed explanation of above fees.

¹ Or equivalent in any other freely convertible currency.

Fidelity Funds – Italy Fund

Investment Objective and Policy

OBJECTIVE The fund aims to achieve capital growth over the long term.

INVESTMENT POLICY The fund invests at least 70% (and normally 75%) of its assets, in equities of Italian companies. The fund shall invest at least 70% in companies not engaged in real estate business, which are resident in Italy or in another EU or EEA Member State with a permanent establishment in Italy.

The fund cannot invest more than 10% of its assets in financial instruments issued by, or entered into with the same company, or companies belonging to the same group, or in cash deposits.

The fund cannot invest in financial instruments issued by, or entered into with, companies which are not resident in countries that allow an adequate exchange of information with Italy.

Piano Individuale di Risparmio a lungo termine (PIR) Eligibility: Without prejudice to the investment restrictions set out in General Investment Powers and Restrictions and in accordance with the Italian Law No. 232 of 11 December 2016 (as amended), at least 17.5% of the fund's assets shall be securities issued by companies which are not listed in the FTSE MIB index or in any equivalent indices, and at least 3.5% of the fund's assets shall be securities issued by companies which are not listed in the FTSE MIB index, FTSE Mid Cap index or in any equivalent indices.

INVESTMENT PROCESS In actively managing the fund, the Investment Manager considers growth and company financials, return on capital, cash flows and other measures, as well as company management, industry, economic conditions, and other factors.

The Investment Manager considers ESG characteristics when assessing investment risks and opportunities. In determining ESG characteristics, the Investment Manager takes into account ESG ratings provided by Fidelity or external agencies.

The fund aims to achieve an ESG score of its portfolio greater than that of its benchmark. Through the investment management process, the Investment Manager aims to ensure that investee companies follow good governance practices.

For more information, see "Sustainable Investing and ESG Integration" and the Sustainability Annex.

SFDR product category Article 8 (promotes environmental and/or social characteristics).

DERIVATIVES AND TECHNIQUES The fund may use derivatives for hedging purposes only.

In addition to core derivatives (see "How the Funds Use Instruments and Techniques"), the fund intends to use TRS.

TRS (including CFD) usage Expected 0%; maximum 10%.

Securities lending Expected 15%; maximum 30%.

Repos/reverse repos Expected 0%; maximum 30%.

BENCHMARK(S) FTSE Italia All Share Index, a broad market index that does not take into account ESG characteristics. **Used for:** performance comparison.

BASE CURRENCY EUR.

Main Risks

See "Risk Descriptions" for more information.

- Concentration
- Counterparty and collateral
- Currency
- Derivatives
- Equities
- Hedging
- Investment fund
- Liquidity
- Market
- Operational
- Small and mid cap equity
- Sustainable investing

RISK MANAGEMENT METHOD Commitment.

Planning Your Investment

ORDER PROCESSING Requests to buy, switch or sell fund shares that are received and accepted by the Management Company by 4:00 PM CET (3:00 PM UK time) on any Valuation Day are ordinarily processed at the NAV for that Valuation Day. Settlement normally occurs within 3 business days.

This fund is eligible for the French PEA (Plan d'Épargne en Actions) and the Italian PIR (Piano Individuale di Risparmio a lungo termine).

Main Share Classes

Class	Minimum Investment (USD) ¹		Maximum Dealing Fees	Maximum Annual Fees	
	Initial and holding	Subsequent	Entry	Management	Distribution
A	2,500	1,000	5.25%	1.50%	—
E	2,500	1,000	—	1.50%	0.75%
I	10 million	100,000	—	0.80%	—
W/ Y	2,500	1,000	—	0.80%	—

Where Class B shares are available the annual management fee of those Shares will be the same as that of the Class A Shares. For a current and complete list of available share classes, including currency hedged, please see section "Investing in Funds". See section "Fund Fees and Costs" for detailed explanation of above fees.

¹ Or equivalent in any other freely convertible currency.

Fidelity Funds – Nordic Fund

Investment Objective and Policy

OBJECTIVE The fund aims to achieve capital growth over time.

INVESTMENT POLICY The fund invests at least 70% (and normally 75%) of its assets, in equities of companies of any capitalisation listed or traded on stock exchanges in Denmark, Finland, Norway and Sweden. The fund may also invest in money market instruments on an ancillary basis.

INVESTMENT PROCESS In actively managing the fund, the Investment Manager considers growth and valuation metrics, company financials, return on capital, cash flows and other measures, as well as company management, industry, economic conditions, and other factors.

The Investment Manager considers ESG characteristics when assessing investment risks and opportunities. In determining ESG characteristics, the Investment Manager takes into account ESG ratings provided by Fidelity or external agencies.

The fund aims to achieve an ESG score of its portfolio greater than that of its benchmark. Through the investment management process the Investment Manager aims to ensure that investee companies follow good governance practices.

For more information, see “Sustainable Investing and ESG Integration” and the Sustainability Annex.

SFDR product category Article 8 (promotes environmental and/or social characteristics).

DERIVATIVES AND TECHNIQUES The fund may use derivatives for hedging, efficient portfolio management and investment purposes.

In addition to core derivatives (see “How the Funds Use Instruments and Techniques”), the fund intends to use TRS.

TRS (including CFD) usage Expected 0%; maximum 10%.

Securities lending Expected 15%; maximum 30%.

Repos/reverse repos Expected 0%; maximum 30%.

BENCHMARK(S) FTSE Nordic Capped 10% Index, a broad market index that does not take into account ESG characteristics. **Used for:** performance comparison.

BASE CURRENCY SEK.

Main Risks

See “Risk Descriptions” for more information.

- Concentration
- Counterparty and collateral
- Currency
- Derivatives
- Equities
- Hedging
- Investment fund
- Liquidity
- Market
- Operational
- Small and mid cap equity
- Sustainable investing

RISK MANAGEMENT METHOD Commitment.

Planning Your Investment

ORDER PROCESSING Requests to buy, switch or sell fund shares that are received and accepted by the Management Company by 4:00 PM CET (3:00 PM UK time) on any Valuation Day are ordinarily processed at the NAV for that Valuation Day. Settlement normally occurs within 3 business days.

This fund is eligible for the French PEA (Plan d’Épargne en Actions).

Main Share Classes

Class	Minimum Investment (USD) ¹		Maximum Dealing Fees	Maximum Annual Fees	
	Initial and holding	Subsequent	Entry	Management	Distribution
A	2,500	1,000	5.25%	1.50%	—
Y	2,500	1,000	—	0.80%	—

Where Class B shares are available the annual management fee of those Shares will be the same as that of the Class A Shares. For a current and complete list of available share classes, including currency hedged, please see section “Investing in Funds”. See section “Fund Fees and Costs” for detailed explanation of above fees.

¹ Or equivalent in any other freely convertible currency.

Sustainable Europe Equity Fund

Investment Objective and Policy

OBJECTIVE The fund aims to achieve capital growth over the long term.

INVESTMENT POLICY The fund invests at least 70% of its assets, in equities of companies that are listed, headquartered, or do most of their business in Europe. The fund may also invest in money market instruments on an ancillary basis.

INVESTMENT PROCESS In actively managing the fund, the Investment Manager considers growth and valuation metrics, company financials, return on capital, cash flows and other measures, as well as company management, industry, economic conditions, and other characteristics. The Investment Manager considers ESG characteristics when assessing investment risks and opportunities. In determining ESG characteristics, the Investment Manager takes into account ESG ratings provided by Fidelity or external agencies.

The fund invests at least 80% of its assets in securities of issuers with high ESG ratings and up to 20% in securities of issuers with lower ESG ratings, including those with low but improving ESG characteristics.

Through the investment management process, the Investment Manager aims to ensure that investee companies follow good governance practices.

For more information, see “Sustainable Investing and ESG Integration” and the Sustainability Annex.

SFDR product category Article 8 (promotes environmental and/or social characteristics).

DERIVATIVES AND TECHNIQUES The fund may use derivatives for hedging, efficient portfolio management and investment purposes.

In addition to core derivatives (see “How the Funds Use Instruments and Techniques”), the fund intends to use TRS.

TRS (including CFD) usage Expected 0%; maximum 10%.

Securities lending Expected 15%; maximum 30%.

Repos/reverse repos Expected 0%; maximum 30%.

BENCHMARK(S) MSCI Europe Index, a broad market index that does not take into account ESG characteristics. **Used for:** investment selection, risk monitoring and performance comparison.

The fund invests in securities of the benchmark, however, the management of the fund is discretionary, therefore the fund may invest in securities not included in the benchmark, and its performance over any period may or may not deviate significantly from that of the benchmark.

BASE CURRENCY EUR.

Main Risks

See “Risk Descriptions” for more information.

- Concentration
- Counterparty and collateral
- Currency
- Derivatives
- Equities
- Hedging
- Investment fund
- Liquidity
- Market
- Operational
- Sustainable investing

RISK MANAGEMENT METHOD Commitment.

Planning Your Investment

ORDER PROCESSING Requests to buy, switch or sell fund shares that are received and accepted by the Management Company by 4:00 PM CET (3:00 PM UK time) on any Valuation Day are ordinarily processed at the NAV for that Valuation Day. Settlement normally occurs within 3 business days.

Main Share Classes

Class	Minimum Investment (USD) ¹		Maximum Dealing Fees	Maximum Annual Fees	
	Initial and holding	Subsequent	Entry	Management	Distribution
A	2,500	1,000	5.25%	1.50%	—
E	2,500	1,000	—	1.50%	0.75%
I	10 million	100,000	—	0.80%	—
W, Y	2,500	1,000	—	0.80%	—

Where Class B shares are available the annual management fee of those Shares will be the same as that of the Class A Shares. For a current and complete list of available share classes, including currency hedged, please see section “Investing in Funds”. See section “Fund Fees and Costs” for detailed explanation of above fees.
¹ Or equivalent in any other freely convertible currency.

Sustainable Eurozone Equity Fund

Investment Objective and Policy

OBJECTIVE The fund aims to achieve capital growth over the long term by investing in sustainable investments.

INVESTMENT POLICY The fund invests at least 70% of its assets, in equities of companies that are listed, headquartered, or do most of their business in the Economic and Monetary Union (EMU) and denominated in Euro.

The fund aims to invest in sustainable investments that contribute to environmental or social objectives which are aligned with one or more United Nations Sustainable Development Goals (“SDGs”). The fund may (on an ancillary basis and up to 20% of its assets) hold cash, money market instruments, or other investments used for hedging and efficient portfolio management purposes. The fund aims to have lower carbon footprint compared to that of the benchmark. Carbon footprint is defined as tonnes of CO2 emissions per \$1 million of sales.

The Investment Manager will exclude investment in issuers with an MSCI ESG rating below “BBB”.

INVESTMENT PROCESS In actively managing the fund, the Investment Manager identifies investment ideas, relying on a combination of Fidelity’s research, third-party research, inputs from quantitative screens and company meetings to help narrow the investment universe. Stock research and selection focuses on assessing the ESG profile, carbon emissions alignment and fundamentals through rigorous bottom-up financial analysis and valuation to select stocks with strong investment return potential.

The investment manager aims to be an active owner and engage with companies held within the fund to influence positive change.

The fund assesses the ESG characteristics of at least 90% of its assets. The fund’s investment universe is reduced by at least 20% due to the exclusion of issuers on the basis of their ESG characteristics.

For more information, see “Sustainable Investing and ESG Integration” and the Sustainability Annex.

SFDR product category Article 9 (has a sustainable investment objective).

DERIVATIVES AND TECHNIQUES The fund may use derivatives for hedging, efficient portfolio management and investment purposes.

In addition to core derivatives (see “How the Funds Use Instruments and Techniques”), the fund intends to use TRS.

TRS (including CFD) usage Expected 0%; maximum 50%.

Securities lending Expected 15%; maximum 30%.

Repos/reverse repos Expected 0%; maximum 30%.

BENCHMARK(S) MSCI EMU Index, a broad market index that does not take into account ESG characteristics. **Used for:** investment selection, risk monitoring and performance and carbon footprint comparison.

The fund invests in securities of the benchmark, however, the management of the fund is discretionary, therefore the fund may invest in securities not included in the benchmark, and its performance over any period may or may not deviate significantly from that of the benchmark.

BASE CURRENCY EUR.

Main Risks

See “Risk Descriptions” for more information.

- Concentration
- Counterparty and collateral
- Currency
- Derivatives
- Equities
- Hedging
- Investment fund
- Liquidity
- Market
- Operational
- Sustainable investing

RISK MANAGEMENT METHOD Commitment.

Planning Your Investment

ORDER PROCESSING Requests to buy, switch or sell fund shares that are received and accepted by the Management Company by 4:00 PM CET (3:00 PM UK time) on any Valuation Day are ordinarily processed at the NAV for that Valuation Day. Settlement normally occurs within 3 business days.

The fund is eligible for the French PEA (Plan d’Epargne en Actions).

Main Share Classes

Class	Minimum Investment (USD) ¹		Maximum Dealing Fees	Maximum Annual Fees	
	Initial and holding	Subsequent	Entry	Management	Distribution
A	2,500	1,000	5.25%	1.50%	—
E	2,500	1,000	—	1.50%	0.75%
I	10 million	100,000	—	0.80%	—
W, Y	2,500	1,000	—	0.80%	—

Where Class B shares are available the annual management fee of those Shares will be the same as that of the Class A Shares. For a current and complete list of available share classes, including currency hedged, please see section “Investing in Funds”. See section “Fund Fees and Costs” for detailed explanation of above fees.

¹ Or equivalent in any other freely convertible currency.

Fidelity Funds – Switzerland Fund

Investment Objective and Policy

OBJECTIVE The fund aims to achieve capital growth over time.

INVESTMENT POLICY The fund invests at least 70% (and normally 75%) of its assets, in equities of companies that are listed, headquartered, or do most of their business in Switzerland. The fund may also invest in money market instruments on an ancillary basis.

INVESTMENT PROCESS In actively managing the fund, the Investment Manager considers growth and valuation metrics, company financials, return on capital, cash flows and other financial measures, as well as company management, industry, economic conditions, and other factors.

The Investment Manager considers ESG characteristics when assessing investment risks and opportunities. In determining ESG characteristics, the Investment Manager takes into account ESG ratings provided by Fidelity or external agencies.

The fund aims to achieve an ESG score of its portfolio greater than that of its benchmark. Through the investment management process the Investment Manager aims to ensure that investee companies follow good governance practices.

For more information, see “Sustainable Investing and ESG Integration” and the Sustainability Annex.

SFDR product category Article 8 (promotes environmental and/or social characteristics).

DERIVATIVES AND TECHNIQUES The fund may use derivatives for hedging, efficient portfolio management and investment purposes.

In addition to core derivatives (see “How the Funds Use Instruments and Techniques”), the fund intends to use TRS.

TRS (including CFD) usage Expected 0%; maximum 10%.

Securities lending Expected 15%; maximum 30%.

Repos/reverse repos Expected 0%; maximum 30%.

BENCHMARK(S) MSCI Switzerland Index, a broad market index that does not take into account ESG characteristics. **Used for:** performance comparison.

BASE CURRENCY CHF.

Main Risks

See “Risk Descriptions” for more information.

- Concentration
- Counterparty and collateral
- Currency
- Derivatives
- Equities
- Hedging
- Investment fund
- Liquidity
- Market
- Operational
- Sustainable investing

RISK MANAGEMENT METHOD Commitment.

Planning Your Investment

ORDER PROCESSING Requests to buy, switch or sell fund shares that are received and accepted by the Management Company by 4:00 PM CET (3:00 PM UK time) on any Valuation Day are ordinarily processed at the NAV for that Valuation Day. Settlement normally occurs within 3 business days.

Main Share Classes

Class	Minimum Investment (USD) ¹		Maximum Dealing Fees	Maximum Annual Fees	
	Initial and holding	Subsequent	Entry	Management	Distribution
A	2,500	1,000	5.25%	1.50%	—
Y	2,500	1,000	—	0.80%	—

Where Class B shares are available the annual management fee of those Shares will be the same as that of the Class A Shares. For a current and complete list of available share classes, including currency hedged, please see section “Investing in Funds”. See section “Fund Fees and Costs” for detailed explanation of above fees.

¹ Or equivalent in any other freely convertible currency.

UK Special Situations Fund

Investment Objective and Policy

OBJECTIVE The fund aims to achieve capital growth over the long term.

INVESTMENT POLICY The fund invests at least 70% of its assets, in equities of companies that are listed, headquartered, or do most of their business in the UK. The fund seeks to invest in special situations equities (equities that are undervalued and whose recovery potential is not recognised by the market). The fund will have a mixture of investments in larger, medium, and smaller sized companies. The fund may also invest in money market instruments on an ancillary basis.

INVESTMENT PROCESS In actively managing the fund, the Investment Manager considers growth and valuation metrics, company financials, return on capital, cash flows and other financial measures, as well as company management, industry, economic conditions, and other factors. The Investment Manager will focus on companies it believes to be undervalued and whose recovery potential (i.e. potential recovery of share prices reflecting improving business fundamentals) is not recognised by the market (i.e. special situations). The Investment Manager takes into account Sustainability Risks in its investment process.

For more information, see “Sustainable Investing and ESG Integration”.

DERIVATIVES AND TECHNIQUES The fund may use derivatives for hedging, efficient portfolio management and investment purposes.

In addition to core derivatives (see “How the Funds Use Instruments and Techniques”), the fund intends to use TRS.

TRS (including CFD) usage Expected 40%; maximum 100%.

Securities lending Expected 15%; maximum 30%.

Repos/reverse repos Expected 0%; maximum 30%.

BENCHMARK(S) FTSE All Share Index. Used for: performance comparison only.

BASE CURRENCY GBP.

Main Risks

See “Risk Descriptions” for more information.

- Concentration
- Counterparty and collateral
- Currency
- Derivatives
- Equities
- Hedging
- Investment fund
- Liquidity
- Market
- Operational
- Small and mid cap equity

RISK MANAGEMENT METHOD Commitment.

Planning Your Investment

ORDER PROCESSING Requests to buy, switch or sell fund shares that are received and accepted by the Management Company by 4:00 PM CET (3:00 PM UK time) on any Valuation Day are ordinarily processed at the NAV for that Valuation Day. Settlement normally occurs within 3 business days.

Main Share Classes

Class	Minimum Investment (USD) ¹		Maximum Dealing Fees	Maximum Annual Fees	
	Initial and holding	Subsequent	Entry	Management	Distribution
A	2,500	1,000	5.25%	1.50%	—
E	2,500	1,000	—	1.50%	0.75%
I	10 million	100,000	—	0.80%	—
W/Y	2,500	1,000	—	0.80%	—

Where Class B shares are available the annual management fee of those Shares will be the same as that of the Class A Shares. For a current and complete list of available share classes, including currency hedged, please see section “Investing in Funds”. See section “Fund Fees and Costs” for detailed explanation of above fees.

¹ Or equivalent in any other freely convertible currency.

Fidelity Funds – ASEAN Fund

Investment Objective and Policy

OBJECTIVE The fund aims to achieve capital growth over time.

INVESTMENT POLICY The fund invests at least 70% (and normally 75%) of its assets, in equities of companies that are listed or traded in the South East Asian Nations (ASEAN) region, including countries such as Singapore, Malaysia, Thailand, the Philippines and Indonesia, as well as other emerging markets. The fund may also invest in money market instruments on an ancillary basis.

The fund may invest in the following assets according to the percentages indicated:

- SPACs: less than 5%

INVESTMENT PROCESS In actively managing the fund, the Investment Manager considers growth and valuation metrics, company financials, return on capital, cash flows and other measures, as well as company management, industry, economic conditions, and other factors.

The Investment Manager considers ESG characteristics when assessing investment risks and opportunities. In determining ESG characteristics, the Investment Manager takes into account ESG ratings provided by Fidelity or external agencies.

The fund aims to achieve an ESG score of its portfolio greater than that of its benchmark. Through the investment management process the Investment Manager aims to ensure that investee companies follow good governance practices.

For more information, see “Sustainable Investing and ESG Integration” and the Sustainability Annex.

SFDR product category Article 8 (promotes environmental and/or social characteristics).

DERIVATIVES AND TECHNIQUES The fund may use derivatives for hedging, efficient portfolio management and investment purposes.

In addition to core derivatives (see “How the Funds Use Instruments and Techniques”), the fund intends to use TRS.

TRS (including CFD) usage Expected 0%; maximum 10%.

Securities lending Expected 15%; maximum 30%.

Repos/reverse repos Expected 0%; maximum 30%.

BENCHMARK(S) MSCI AC ASEAN Index, a broad market index that does not take into account ESG characteristics. **Used for:** investment selection, risk monitoring and performance comparison.

The fund invests in securities of the benchmark, however, the management of the fund is discretionary, therefore the fund may invest in securities not included in the benchmark, and its performance over any period may or may not deviate significantly from that of the benchmark.

BASE CURRENCY USD.

Main Risks

See “Risk Descriptions” for more information.

- Concentration
- Counterparty and collateral
- Currency
- Derivatives
- Emerging markets
- Equities
- Hedging
- Investment fund
- Liquidity
- Market
- Operational
- Sustainable investing

RISK MANAGEMENT METHOD Commitment.

Planning Your Investment

ORDER PROCESSING Requests to buy, switch or sell fund shares that are received and accepted by the Management Company by 1:00 PM CET (12:00 noon UK time) on any Valuation Day are ordinarily processed at the NAV for that Valuation Day. Settlement normally occurs within 3 business days.

Main Share Classes

Class	Minimum Investment (USD) ¹		Maximum Dealing Fees	Maximum Annual Fees	
	Initial and holding	Subsequent	Entry	Management	Distribution
A	2,500	1,000	5.25%	1.50%	—
E	2,500	1,000	—	1.50%	0.75%
I	10 million	100,000	—	0.80%	—
W, Y	2,500	1,000	—	0.80%	—

Where Class B shares are available the annual management fee of those Shares will be the same as that of the Class A Shares. For a current and complete list of available share classes, including currency hedged, please see section “Investing in Funds”. See section “Fund Fees and Costs” for detailed explanation of above fees.

¹ Or equivalent in any other freely convertible currency.

Australian Diversified Equity Fund

Investment Objective and Policy

OBJECTIVE The fund aims to achieve capital growth over the long term and provide income.

INVESTMENT POLICY The fund invests at least 70% of its assets, in equities of companies of any capitalisation that are listed, headquartered, or do most of their business in Australia. The fund may also invest in Australian corporate hybrid and debt securities if the Investment Manager believes they offer better investment opportunities than the related equity. The fund may also invest in money market instruments on an ancillary basis.

The fund may invest in the following assets according to the percentages indicated:

- below investment grade bonds: up to 20%
- corporate bonds of any credit quality listed in the Australian stock exchange: up to 30%
- collateralised and securitised debt instruments: up to 20%
- hybrids and contingent convertible bonds (CoCos): less than 30%, with less than 20% in CoCos

The fund’s largest ten holdings may account for 50% or more of its assets, resulting in portfolio concentration. The fund will have a mixture of investments in larger, medium and smaller sized companies.

INVESTMENT PROCESS In actively managing the fund, the Investment Manager considers growth and valuation metrics, company financials, return on capital, cash flows and other measures, as well as company management, industry, economic conditions, and other factors. The Investment Manager takes into account Sustainability Risks in its investment process.

For more information, see “Sustainable Investing and ESG Integration”.

DERIVATIVES AND TECHNIQUES The fund may use derivatives for hedging, efficient portfolio management and investment purposes.

As well as investing directly in equity and fixed income securities, the fund will also achieve exposure indirectly through the use of derivatives. To enhance the income of the fund, derivatives (such as options) may be used to generate additional income. The types of financial derivative instrument that will be used include index, basket or single name futures, options and contracts for difference referencing equities or bonds. Options used will include put and call options including covered call options. The generation of additional income for example, through covered call options may impact the fund’s potential for capital growth, particularly in periods of rapidly rising markets where capital gains may be lower when compared with an equivalent uncovered portfolio.

In addition to core derivatives (see “How the Funds Use Instruments and Techniques”), the fund intends to use TRS.

TRS (including CFD) usage Expected 0%; maximum 10%.

Securities lending Expected 15%; maximum 30%.

Repos/reverse repos Expected 0%; maximum 30%.

BENCHMARK(S) S&P ASX 200 Index. Used for: investment selection, risk monitoring, and performance comparison.

The fund invests in securities of the benchmark, however, the management of the fund is discretionary, therefore the fund may invest in securities not included in the benchmark, and its performance over any period may or may not deviate significantly from that of the benchmark.

BASE CURRENCY AUD.

Main Risks

See “Risk Descriptions” for more information.

- Asset allocation
- CoCo bonds
- Concentration
- Convertible securities
- Counterparty and collateral
- Credit
- Currency
- Derivatives
- Equities
- Hedging
- High yield
- Liquidity
- Market
- Operational
- Securitisation
- Small and mid cap

RISK MANAGEMENT METHOD Commitment.

Planning Your Investment

ORDER PROCESSING Requests to buy, switch or sell fund shares that are received and accepted by the Management Company by 1:00 PM CET (12:00 noon UK time) on any Valuation Day are ordinarily processed at the NAV for that Valuation Day. Settlement normally occurs within 3 business days.

Main Share Classes

Class	Minimum Investment (USD) ¹		Maximum Dealing Fees	Maximum Annual Fees	
	Initial and holding	Subsequent	Entry	Management	Distribution
A	2,500	1,000	5.25%	1.50%	—
I	10 million	100,000	—	0.80%	—
W, Y	2,500	1,000	—	0.80%	—

Where Class B shares are available the annual management fee of those Shares will be the same as that of the Class A Shares. For a current and complete list of available share classes, including currency hedged, please see section “Investing in Funds”. See section “Fund Fees and Costs” for detailed explanation of above fees.
¹ Or equivalent in any other freely convertible currency.

Asia Pacific Dividend Fund

Investment Objective and Policy

OBJECTIVE The fund aims to achieve capital growth over the long term and provide income.

INVESTMENT POLICY The fund invests at least 70% (and normally 75%) of its assets, in income producing equity securities of companies that are headquartered or do most of their business in the Asia Pacific region, including emerging markets. The fund may also invest in money market instruments on an ancillary basis.

The fund will invest less than 30% of its assets (directly and/or indirectly) in China A and B Shares (in aggregate).

INVESTMENT PROCESS In actively managing the fund, the Investment Manager considers growth and valuation metrics, company revenues, return on capital, cash flows and other financial measures, as well as industry and economic conditions, among other factors. The Investment Manager will select investments which it believes offer attractive dividend yields in addition to price appreciation.

The Investment Manager considers ESG characteristics when assessing investment risks and opportunities. In determining ESG characteristics, the Investment Manager takes into account ESG ratings provided by Fidelity or external agencies.

The fund aims to achieve an ESG score of its portfolio greater than that of its benchmark. Through the investment management process, the Investment Manager aims to ensure that investee companies follow good governance practices.

For more information, see “Sustainable Investing and ESG Integration” and the Sustainability Annex.

SFDR product category Article 8 (promotes environmental and/or social characteristics).

DERIVATIVES AND TECHNIQUES The fund may use derivatives for hedging, efficient portfolio management and investment purposes.

In addition to core derivatives (see “How the Funds Use Instruments and Techniques”), the fund intends to use TRS.

TRS (including CFD) usage Expected 0%; maximum 10%.

Securities lending Expected 15%; maximum 30%.

Repos/reverse repos Expected 0%; maximum 30%.

BENCHMARK(S) MSCI AC Asia Pacific ex Japan Index, a broad market index that does not take into account ESG characteristics. **Used for:** investment selection, risk monitoring, and performance comparison.

The fund invests in securities of the benchmark, however, the management of the fund is discretionary, therefore the fund may invest in securities not included in the benchmark, and its performance over any period may or may not deviate significantly from that of the benchmark

BASE CURRENCY USD.

Main Risks

See “Risk Descriptions” for more information.

- China
- Counterparty and collateral
- Currency
- Derivatives
- Emerging markets
- Equities
- Hedging
- Investment fund
- Liquidity
- Market
- Operational
- Sustainable investing

RISK MANAGEMENT METHOD Commitment.

Planning Your Investment

ORDER PROCESSING Requests to buy, switch or sell fund shares that are received and accepted by the Management Company by 1:00 PM CET (12:00 noon UK time) on any Valuation Day are ordinarily processed at the NAV for that Valuation Day. Settlement normally occurs within 3 business days.

Main Share Classes

Class	Minimum Investment (USD) ¹		Maximum Dealing Fees	Maximum Annual Fees	
	Initial and holding	Subsequent	Entry	Management	Distribution
A	2,500	1,000	5.25%	1.50%	—
I	10 million	100,000	—	0.80%	—
W/ Y	2,500	1,000	—	0.80%	—

Where Class B shares are available the annual management fee of those Shares will be the same as that of the Class A Shares. For a current and complete list of available share classes, including currency hedged, please see section “Investing in Funds”. See section “Fund Fees and Costs” for detailed explanation of above fees.

¹ Or equivalent in any other freely convertible currency.

Asia Pacific Opportunities Fund

Investment Objective and Policy

OBJECTIVE The fund aims to achieve capital growth over the long term.

INVESTMENT POLICY The fund invests at least 70% of its assets, in equities of companies that are headquartered or do most of their business in the Asia Pacific (excluding Japan) region including emerging markets. The fund may also invest in money market instruments on an ancillary basis.

The fund may invest in a limited number of securities, resulting in portfolio concentration.

The fund may invest in the following assets according to the percentages indicated:

- SPACs: less than 5%.
- less than 30% of its assets (directly and/or indirectly) in China A and B shares (in aggregate).

INVESTMENT PROCESS In actively managing the fund, the Investment Manager considers growth and valuation metrics, company financials, return on capital, cash flows and other measures, as well as company management, industry, economic conditions, and other factors.

The Investment Manager takes into account Sustainability Risks in its investment process.

For more information, see “Sustainable Investing and ESG Integration”.

DERIVATIVES AND TECHNIQUES The fund may use derivatives for hedging, efficient portfolio management and investment purposes.

In addition to core derivatives (see “How the Funds Use Instruments and Techniques”), the fund intends to use TRS.

TRS (including CFD) usage Expected 0%; maximum 10%.

Securities lending Expected 15%; maximum 30%.

Repos/reverse repos Expected 0%; maximum 30%.

BENCHMARK(S) MSCI AC Asia Pacific ex Japan Index. Used for: investment selection, risk monitoring and performance comparison.

The fund invests in securities of the benchmark, however, the management of the fund is discretionary, therefore the fund may invest in securities not included in the benchmark, and its performance over any period may or may not deviate significantly from that of the benchmark.

BASE CURRENCY USD.

Main Risks

See “Risk Descriptions” for more information.

- China
- Concentration
- Counterparty and collateral
- Currency
- Derivatives
- Emerging markets
- Equities
- Hedging
- Investment fund
- Liquidity
- Market
- Operational
- Small and mid cap equity

RISK MANAGEMENT METHOD Commitment.

Planning Your Investment

ORDER PROCESSING Requests to buy, switch or sell fund shares that are received and accepted by the Management Company by 1:00 PM CET (12:00 noon UK time) on any Valuation Day are ordinarily processed at the NAV for that Valuation Day. Settlement normally occurs within 3 business days.

Main Share Classes

Class	Minimum Investment (USD) ¹		Maximum Dealing Fees	Maximum Annual Fees	
	Initial and holding	Subsequent	Entry	Management	Distribution
A	2,500	1,000	5.25%	1.50%	—
E	2,500	1,000	—	1.50%	0.75%
I	10 million	100,000	—	0.80%	—
W, Y	2,500	1,000	—	0.80%	—

Where Class B shares are available the annual management fee of those Shares will be the same as that of the Class A Shares. For a current and complete list of available share classes, including currency hedged, please see section “Investing in Funds”. See section “Fund Fees and Costs” for detailed explanation of above fees.
¹ Or equivalent in any other freely convertible currency.

Asian Smaller Companies Fund

Investment Objective and Policy

OBJECTIVE The fund aims to achieve capital growth over the long term.

INVESTMENT POLICY The fund invests at least 70% of its assets, in equities of smaller companies that are headquartered, or do most of their business, in Asia Pacific (excluding Japan), including emerging markets. The fund may also invest in money market instruments on an ancillary basis.

The fund will invest less than 30% of its assets (directly and/or indirectly) in China A and B Shares (in aggregate).

Smaller companies are defined as having market capitalisation range of less than USD 8,000 million in terms of the company's full market capitalisation. The fund may invest in companies outside this range.

INVESTMENT PROCESS In actively managing the fund, the Investment Manager considers growth and valuation metrics, company financials, return on capital, cash flows and other measures, as well as company management, industry, economic conditions, and other factors. More particularly, the fund is managed with a quality and value bias within the Asian smaller companies' space.

The Investment Manager considers ESG characteristics when assessing investment risks and opportunities. In determining ESG characteristics, the Investment Manager takes into account ESG ratings provided by Fidelity or external agencies.

The fund aims to achieve an ESG score of its portfolio greater than that of its benchmark. Through the investment management process the Investment Manager aims to ensure that investee companies follow good governance practices.

For more information, see "Sustainable Investing and ESG Integration" and the Sustainability Annex.

SFDR product category Article 8 (promotes environmental and/or social characteristics).

DERIVATIVES AND TECHNIQUES The fund may use derivatives for hedging, efficient portfolio management and investment purposes.

In addition to core derivatives (see "How the Funds Use Instruments and Techniques"), the fund intends to use TRS.

TRS (including CFD) usage Expected 10%; maximum 50%.

Securities lending Expected 15%; maximum 30%.

Repos/reverse repos Expected 0%; maximum 30%.

BENCHMARK(S) MSCI AC Asia Pacific ex Japan Small Cap Australia Capped 10% Index, a broad market index. **Used for:** investment selection, risk monitoring, and performance comparison.

The fund invests in securities of the benchmark, however, the management of the fund is discretionary, therefore the fund may invest in securities not included in the benchmark, and its performance over any period may or may not deviate significantly from that of the benchmark.

BASE CURRENCY USD.

Main Risks

See "Risk Descriptions" for more information.

- China
- Counterparty and collateral
- Currency
- Derivatives
- Emerging markets
- Equities
- Hedging
- Investment fund
- Liquidity
- Market
- Operational
- Small and mid cap equity
- Sustainable investing

RISK MANAGEMENT METHOD Commitment.

Planning Your Investment

ORDER PROCESSING Requests to buy, switch or sell fund shares that are received and accepted by the Management Company by 1:00 PM CET (12:00 noon UK time) on any Valuation Day are ordinarily processed at the NAV for that Valuation Day. Settlement normally occurs within 3 business days.

Main Share Classes

Class	Minimum Investment (USD) ¹		Maximum Dealing Fees		Maximum Annual Fees	
	Initial and holding	Subsequent	Entry	Management	Distribution	
A	2,500	1,000	5.25%	1.50%	—	
E	2,500	1,000	—	1.50%	0.75%	
I	10 million	100,000	—	0.80%	—	
W, Y	2,500	1,000	—	0.80%	—	

Where Class B shares are available the annual management fee of those Shares will be the same as that of the Class A Shares. For a current and complete list of available share classes, including currency hedged, please see section "Investing in Funds". See section "Fund Fees and Costs" for detailed explanation of above fees.

¹ Or equivalent in any other freely convertible currency.

Asian Special Situations Fund

Investment Objective and Policy

OBJECTIVE The fund aims to achieve capital growth long term.

INVESTMENT POLICY The fund invests at least 70% (and normally 75%) of its assets, in equities of companies that are listed, headquartered or do most of their business in Asia (excluding Japan) including emerging markets. The fund will have a mixture of investments in larger, medium and smaller sized companies. The fund will seek opportunities in special situations equities which are shares in companies that generally have attractive valuations in relation to net assets or earning potential and/or companies which are undervalued and whose recovery potential is not recognised by the market.

The fund may also invest in money market instruments on an ancillary basis.

The fund may invest in the following assets according to the percentages indicated:

- China A and B shares (directly and/or indirectly): less than 30% (in aggregate)
- SPACs: less than 5%

INVESTMENT PROCESS In actively managing the fund, the Investment Manager considers the durability of long-term growth prospects that are not fully reflected in current valuations. This includes a focus on special situations such as merger, acquisition and internal restructuring activity, that may affect company’s valuations in the short-term.

The Investment Manager considers ESG characteristics when assessing investment risks and opportunities. In determining ESG characteristics, the Investment Manager takes into account ESG ratings provided by Fidelity or external agencies.

The fund aims to achieve an ESG score of its portfolio greater than that of its benchmark. Through the investment management process the Investment Manager aims to ensure that investee companies follow good governance practices.

For more information, see “Sustainable Investing and ESG Integration” and the Sustainability Annex.

SFDR product category Article 8 (promotes environmental and/or social characteristics).

DERIVATIVES AND TECHNIQUES The fund may use derivatives for hedging and for efficient portfolio management.

In addition to core derivatives (see “How the Funds Use Instruments and Techniques”), the fund intends to use TRS.

TRS (including CFD) usage Expected 0%; maximum 5%.

Securities lending Expected 15%; maximum 30%.

Repos/reverse repos Expected 0%; maximum 30%.

BENCHMARK(S) MSCI AC Asia ex Japan Index, a broad market index that does not take into account ESG characteristics. **Used for:** investment selection, risk monitoring, and performance comparison.

The fund invests in securities of the benchmark, however, the management of the fund is discretionary, therefore the fund may invest in securities not included in the benchmark and, its performance over any period may or may not deviate significantly from that of the benchmark.

BASE CURRENCY USD.

Main Risks

See “Risk Descriptions” for more information.

- China
- Counterparty and collateral
- Currency
- Derivatives
- Emerging markets
- Equities
- Hedging
- Investment fund
- Liquidity
- Market
- Operational
- Small and mid cap equity
- Sustainable investing

RISK MANAGEMENT METHOD Commitment.

Planning Your Investment

ORDER PROCESSING Requests to buy, switch or sell fund shares that are received and accepted by the Management Company by 1:00 PM CET (12:00 noon UK time) on any Valuation Day are ordinarily processed at the NAV for that Valuation Day. Settlement normally occurs within 3 business days.

Main Share Classes

Class	Minimum Investment (USD) ¹		Maximum Dealing Fees	Maximum Annual Fees	
	Initial and holding	Subsequent	Entry	Management	Distribution
A	2,500	1,000	5.25%	1.50%	—
E	2,500	1,000	—	1.50%	0.75%
I	10 million	100,000	—	0.80%	—
W, Y	2,500	1,000	—	0.80%	—

Where Class B shares are available the annual management fee of those Shares will be the same as that of the Class A Shares. For a current and complete list of available share classes, including currency hedged, please see section “Investing in Funds”. See section “Fund Fees and Costs” for detailed explanation of above fees.
¹ Or equivalent in any other freely convertible currency.

Fidelity Funds – Japan Growth Fund

Investment Objective and Policy

OBJECTIVE The fund aims to achieve capital growth over the long term.

INVESTMENT POLICY The fund invests at least 70% of its assets, in equities of companies that are listed, headquartered, or do most of their business in Japan. Investments are not restricted to a particular sector. The fund may also invest in money market instruments on an ancillary basis.

INVESTMENT PROCESS In actively managing the fund, the Investment Manager considers growth and valuation metrics, company financials, return on capital, cash flows and other measures, as well as company management, industry economic conditions, and other factors.

The Investment Manager considers ESG characteristics when assessing investment risks and opportunities. In determining ESG characteristics, the Investment Manager takes into account ESG ratings provided by Fidelity or external agencies.

The fund aims to achieve an ESG score of its portfolio greater than that of its benchmark. Through the investment management process the Investment Manager aims to ensure that investee companies follow good governance practices.

For more information, see “Sustainable Investing and ESG Integration” and the Sustainability Annex.

SFDR product category Article 8 (promotes environmental and/or social characteristics).

DERIVATIVES AND TECHNIQUES The fund may use derivatives for hedging, efficient portfolio management and investment purposes.

In addition to core derivatives (see “How the Funds Use Instruments and Techniques”), the fund intends to use TRS.

TRS (including CFD) usage Expected 0%; maximum 10%.

Securities lending Expected 15%; maximum 30%.

Repos/reverse repos Expected 0%; maximum 30%.

BENCHMARK(S) TOPIX Total Return Index, a broad market index that does not take into account ESG characteristics. **Used for:** performance comparison only.

BASE CURRENCY JPY.

Main Risks

See “Risk Descriptions” for more information.

- Concentration
- Counterparty and collateral
- Currency
- Derivatives
- Equities
- Hedging
- Investment fund
- Liquidity
- Market
- Operational
- Sustainable investing

RISK MANAGEMENT METHOD Commitment.

Planning Your Investment

ORDER PROCESSING Requests to buy, switch or sell fund shares that are received and accepted by the Management Company by 1:00 PM CET (12:00 noon UK time) on any Valuation Day are ordinarily processed at the NAV for that Valuation Day. Settlement normally occurs within 3 business days.

Main Share Classes

Class	Minimum Investment (USD) ¹		Maximum Dealing Fees	Maximum Annual Fees	
	Initial and holding	Subsequent	Entry	Management	Distribution
A	2,500	1,000	5.25%	1.50%	—
E	2,500	1,000	-	1.50%	0.75%
I	10 million	100,000	—	0.80%	—
W, Y	2,500	1,000	—	0.80%	—

Where Class B shares are available the annual management fee of those Shares will be the same as that of the Class A Shares. For a current and complete list of available share classes, including currency hedged, please see section “Investing in Funds”. See section “Fund Fees and Costs” for detailed explanation of above fees.

¹ Or equivalent in any other freely convertible currency.

Fidelity Funds – Japan Value Fund

Investment Objective and Policy

OBJECTIVE The fund aims to achieve capital growth over time.

INVESTMENT POLICY The fund invests at least 70% (and normally 75%) of its assets, in equities of Japanese companies listed on the Japanese stock exchange with the focus on companies that Fidelity considers to be undervalued. The fund may also invest in money market instruments on an ancillary basis.

INVESTMENT PROCESS In actively managing the fund, the Investment Manager considers growth and valuation metrics, company financials, return on capital, cash flows and other measures, as well as company management, industry, economic conditions, and other factors.

The Investment Manager considers ESG characteristics when assessing investment risks and opportunities. In determining ESG characteristics, the Investment Manager takes into account ESG ratings provided by Fidelity or external agencies.

The fund aims to achieve an ESG score of its portfolio greater than that of its benchmark. Through the investment management process the Investment Manager aims to ensure that investee companies follow good governance practices.

For more information, see “Sustainable Investing and ESG Integration” and the Sustainability Annex.

SFDR product category Article 8 (promotes environmental and/or social characteristics).

DERIVATIVES AND TECHNIQUES The fund may use derivatives for hedging, efficient portfolio management and investment purposes.

In addition to core derivatives (see “How the Funds Use Instruments and Techniques”), the fund intends to use TRS.

TRS (including CFD) usage Expected 0%; maximum 10%.

Securities lending Expected 15%; maximum 30%.

Repos/reverse repos Expected 0%; maximum 30%.

BENCHMARK(S) TOPIX Total return Index, a broad market index that does not take into account ESG characteristics. Used for: investment selection, risk monitoring and performance comparison.

The fund invests in securities of the benchmark, however, the management of the fund is discretionary, therefore the fund may invest in securities not included in the benchmark, and its performance over any period may or may not deviate significantly from that of the benchmark.

BASE CURRENCY JPY.

Main Risks

See “Risk Descriptions” for more information.

- Concentration
- Counterparty and collateral
- Currency
- Derivatives
- Equities
- Hedging
- Investment fund
- Liquidity
- Market
- Operational
- Sustainable investing

RISK MANAGEMENT METHOD Commitment.

Planning Your Investment

ORDER PROCESSING Requests to buy, switch or sell fund shares that are received and accepted by the Management Company by 1:00 PM CET (12:00 noon UK time) on any Valuation Day are ordinarily processed at the NAV for that Valuation Day. Settlement normally occurs within 3 business days.

Main Share Classes

Class	Minimum Investment (USD) ¹		Maximum Dealing Fees	Maximum Annual Fees	
	Initial and holding	Subsequent	Entry	Management	Distribution
A	2,500	1,000	5.25%	1.50%	—
E	2,500	1,000	-	1.50%	0.75%
I	10 million	100,000	—	0.80%	—
W/ Y	2,500	1,000	—	0.80%	—

Where Class B shares are available the annual management fee of those Shares will be the same as that of the Class A Shares. For a current and complete list of available share classes, including currency hedged, please see section “Investing in Funds”. See section “Fund Fees and Costs” for detailed explanation of above fees.
¹ Or equivalent in any other freely convertible currency.

Fidelity Funds – Pacific Fund

Investment Objective and Policy

OBJECTIVE The fund aims to achieve capital growth over time.

INVESTMENT POLICY The fund invests at least 70% (and normally 75%) of its assets, in equities of companies that are listed, headquartered, or do most of their business in the Asia Pacific region, including, but not limited to, Japan, Australia, China, Hong Kong, India, Indonesia, Korea, Malaysia, New Zealand, Philippines, Singapore, Taiwan and Thailand. Some of the countries in this region are considered to be emerging markets. The fund may also invest in money market instruments on an ancillary basis.

The fund may invest in the following assets according to the percentages indicated:

- less than 30% of its assets (directly and/or indirectly) in China A and B Shares (in aggregate)
- SPACs: less than 5%

INVESTMENT PROCESS In actively managing the fund, the Investment Manager considers growth and valuation metrics, company financials, return on capital, cash flows and other measures, as well as company management, industry economic conditions, and other factors.

The Investment Manager considers ESG characteristics when assessing investment risks and opportunities. In determining ESG characteristics, the Investment Manager takes into account ESG ratings provided by Fidelity or external agencies.

The fund aims to achieve an ESG score of its portfolio greater than that of its benchmark. Through the investment management process the Investment Manager aims to ensure that investee companies follow good governance practices.

For more information, see “Sustainable Investing and ESG Integration” and the Sustainability Annex.

SFDR product category Article 8 (promotes environmental and/or social characteristics).

DERIVATIVES AND TECHNIQUES The fund may use derivatives for hedging and for efficient portfolio management.

In addition to core derivatives (see “How the Funds Use Instruments and Techniques”), the fund intends to use TRS.

TRS (including CFD) usage Expected 10%; maximum 50%.

Securities lending Expected 15%; maximum 30%.

Repos/reverse repos Expected 0%; maximum 30%.

BENCHMARK(S) MSCI AC Pacific Index, a broad market index that does not take into account ESG characteristics. **Used for:** investment selection, risk monitoring and performance comparison.

The fund invests in securities of the benchmark, however, the management of the fund is discretionary, therefore the fund may invest in securities not included in the benchmark, and its performance over any period may or may not deviate significantly from that of the benchmark.

BASE CURRENCY USD.

Main Risks

See “Risk Descriptions” for more information.

- China
- Counterparty and collateral
- Currency
- Derivatives
- Emerging markets
- Equities
- Hedging
- Investment fund
- Liquidity
- Market
- Operational
- Sustainable investing

RISK MANAGEMENT METHOD Commitment.

Planning Your Investment

ORDER PROCESSING Requests to buy, switch or sell fund shares that are received and accepted by the Management Company by 1:00 PM CET (12:00 noon UK time) on any Valuation Day are ordinarily processed at the NAV for that Valuation Day. Settlement normally occurs within 3 business days.

Main Share Classes

Class	Minimum Investment (USD) ¹		Maximum Dealing Fees	Maximum Annual Fees	
	Initial and holding	Subsequent	Entry	Management	Distribution
A	2,500	1,000	5.25%	1.50%	—
E	2,500	1,000	—	1.50%	0.75%
I	10 million	100,000	—	0.80%	—
W, Y	2,500	1,000	—	0.80%	—

Where Class B shares are available the annual management fee of those Shares will be the same as that of the Class A Shares. For a current and complete list of available share classes, including currency hedged, please see section “Investing in Funds”. See section “Fund Fees and Costs” for detailed explanation of above fees.
¹ Or equivalent in any other freely convertible currency.

Sustainable Asia Equity Fund

Investment Objective and Policy

OBJECTIVE The fund aims to achieve capital growth over the long term.

INVESTMENT POLICY The fund invests at least 70% of its assets, in equities of companies that are listed, headquartered, or do most of their business in Asia (excluding Japan). This region includes countries that are considered as emerging markets. The fund may also invest in money market instruments on an ancillary basis.

The fund may invest in the following assets according to the percentages indicated:

- less than 30% of its assets (directly and/or indirectly) in China A or B shares (in aggregate)
- SPACs: less than 5%

The fund’s largest ten holdings may account for 50% or more of its assets, resulting in portfolio concentration.

INVESTMENT PROCESS In actively managing the fund, the Investment Manager considers growth and valuation metrics, company financials, return on capital, cash flows and other measures, as well as company management, industry, economic conditions, and other characteristics.

The Investment Manager considers ESG characteristics when assessing investment risks and opportunities. In determining ESG characteristics, the Investment Manager takes into account ESG ratings provided by Fidelity or external agencies.

The fund invests at least 80% of its assets in securities of issuers with high ESG ratings and up to 20% in securities of issuers with lower ESG ratings, including those with low but improving ESG characteristics.

The fund assesses the ESG characteristics of at least 90% of its assets. The fund aims to achieve an ESG score of its portfolio greater than that of its benchmark, after excluding 20% of assets with the lowest ESG ratings. Through the investment management process, the Investment Manager aims to ensure that investee companies follow good governance practices.

For more information, see “Sustainable Investing and ESG Integration” and the Sustainability Annex.

SFDR product category Article 8 (promotes environmental and/or social characteristics).

DERIVATIVES AND TECHNIQUES The fund may use derivatives for hedging, efficient portfolio management and investment purposes.

In addition to core derivatives (see “How the Funds Use Instruments and Techniques”), the fund intends to use TRS.

TRS (including CFD) usage Expected 0%; maximum 5%.

Securities lending Expected 15%; maximum 30%.

Repos/reverse repos Expected 0%; maximum 30%.

BENCHMARK(S) MSCI AC Asia ex Japan Index, a broad market index that does not take into account ESG characteristics. Used for: risk monitoring and performance comparison.

The fund invests in securities of the benchmark, however, the management of the fund is discretionary, therefore the fund may invest in securities not included in the benchmark, and its performance over any period may or may not deviate significantly from that of the benchmark.

BASE CURRENCY USD.

Main Risks

See “Risk Descriptions” for more information.

- China
- Concentration
- Counterparty and collateral
- Currency
- Derivatives
- Emerging markets
- Equities
- Hedging
- Investment fund
- Liquidity
- Market
- Operational
- Sustainable investing

RISK MANAGEMENT METHOD Commitment.

Planning Your Investment

ORDER PROCESSING Requests to buy, switch or sell fund shares that are received and accepted by the Management Company by 1:00 PM CET (12:00 noon UK time) on any Valuation Day are ordinarily processed at the NAV for that Valuation Day. Settlement normally occurs within 3 business days.

Main Share Classes

Class	Minimum Investment (USD) ¹		Maximum Dealing Fees	Maximum Annual Fees	
	Initial and holding	Subsequent	Entry	Management	Distribution
A	2,500	1,000	5.25%	1.50%	—
E	2,500	1,000	—	1.50%	0.75%
I	10 million	100,000	—	0.80%	—
W, Y	2,500	1,000	—	0.80%	—

Where Class B shares are available the annual management fee of those Shares will be the same as that of the Class A Shares. For a current and complete list of available share classes, including currency hedged, please see section “Investing in Funds”. See section “Fund Fees and Costs” for detailed explanation of above fees.

¹ Or equivalent in any other freely convertible currency.

Sustainable Japan Equity Fund

Investment Objective and Policy

OBJECTIVE The fund aims to achieve capital growth over the long term.

INVESTMENT POLICY The fund invests at least 70% (and normally 75%) of its assets, in equities of companies that are listed, headquartered, or do most of their business in Japan. The fund may also invest in money market instruments on an ancillary basis.

The Investment Manager will exclude investment in issuers with a Fidelity ESG Rating of 'C' or below.

INVESTMENT PROCESS In actively managing the fund, the Investment Manager considers growth and valuation metrics, company financials, return on capital, cash flows and other financial measures, as well as company management, industry, economic conditions, and other factors. The Investment Manager considers ESG characteristics when assessing investment risks and opportunities. In determining ESG characteristics, the Investment Manager takes into account ESG ratings provided by Fidelity or external agencies.

The fund invests at least 80% of its assets in securities of issuers with high ESG ratings and up to 20% in securities of issuers with lower ESG ratings, including those with low but improving ESG characteristics.

The fund assesses the ESG characteristics of at least 90% of its assets. The fund aims to achieve an ESG score of its portfolio greater than that of its benchmark, after excluding 20% of assets with the lowest ESG ratings. Through the investment management process, the Investment Manager aims to ensure that investee companies follow good governance practices.

For more information, see “Sustainable Investing and ESG Integration” and the Sustainability Annex.

SFDR product category Article 8 (promotes environmental and/or social characteristics).

DERIVATIVES AND TECHNIQUES The fund may use derivatives for hedging, efficient portfolio management and investment purposes.

In addition to core derivatives (see “How the Funds Use Instruments and Techniques”), the fund intends to use TRS.

TRS (including CFD) usage Expected 0%; maximum 10%.

Securities lending Expected 15%; maximum 30%.

Repos/reverse repos Expected 0%; maximum 30%.

BENCHMARK(S) TOPIX Total Return Index, a broad market index that does not take into account ESG characteristics. **Used for:** investment selection, risk monitoring and performance comparison.

The fund invests in securities of the benchmark, however, the management of the fund is discretionary, therefore the fund may invest in securities not included in the benchmark, and its performance over any period may or may not deviate significantly from that of the benchmark.

BASE CURRENCY JPY.

Main Risks

See “Risk Descriptions” for more information.

- Concentration
- Counterparty and collateral
- Currency
- Derivatives
- Equities
- Hedging
- Investment fund
- Liquidity
- Market
- Operational
- Sustainable investing

RISK MANAGEMENT METHOD Commitment.

Planning Your Investment

ORDER PROCESSING Requests to buy, switch or sell fund shares that are received and accepted by the Management Company by 1:00 PM CET (12:00 noon UK time) on any Valuation Day are ordinarily processed at the NAV for that Valuation Day. Settlement normally occurs within 3 business days.

Main Share Classes

Class	Minimum Investment (USD) ¹		Maximum Dealing Fees	Maximum Annual Fees	
	Initial and holding	Subsequent	Entry	Management	Distribution
A	2,500	1,000	5.25%	1.50%	—
E	2,500	1,000	—	1.50%	0.75%
I	10 million	1 million	—	0.80%	—
W/ Y	2,500	1,000	—	0.80%	—

Where Class B shares are available the annual management fee of those Shares will be the same as that of the Class A Shares. For a current and complete list of available share classes, including currency hedged, please see section “Investing in Funds”. See section “Fund Fees and Costs” for detailed explanation of above fees.
¹ Or equivalent in any other freely convertible currency.

Fidelity Funds — China Consumer Fund

Investment Objective and Policy

OBJECTIVE The fund aims to achieve capital growth over the long term.

INVESTMENT POLICY The fund invests at least 70% of its assets, in equities of companies that are headquartered or do most of their business in China or Hong Kong. These companies are involved in the development, manufacture or sales of goods or services to consumers in China. Some of these investments may be from emerging markets. The fund may also invest in money market instruments on an ancillary basis.

The fund may invest in the following assets according to the percentages indicated:

- up to 60% of its assets (directly and/or indirectly) in China A and B Shares (in aggregate)
- SPACs: less than 5%

INVESTMENT PROCESS In actively managing the fund, the Investment Manager considers growth and valuation metrics, company financials, return on capital, cash flows and other measures, as well as company management, industry, economic conditions, and other factors. The Investment Manager considers ESG characteristics when assessing investment risks and opportunities. In determining ESG characteristics, the Investment Manager takes into account ESG ratings provided by Fidelity or external agencies.

The fund aims to achieve an ESG score of its portfolio greater than that of its benchmark. Through the investment management process the Investment Manager aims to ensure that investee companies follow good governance practices.

For more information, see “Sustainable Investing and ESG Integration” and the Sustainability Annex.

SFDR product category Article 8 (promotes environmental and/or social characteristics).

DERIVATIVES AND TECHNIQUES The fund may use derivatives for hedging efficient portfolio management and investment purposes.

In addition to core derivatives (see “How the Funds Use Instruments and Techniques”), the fund intends to use TRS.

TRS (including CFD) usage Expected 10%; maximum 50%.

Securities lending Expected 15%; maximum 30%.

Repos/reverse repos Expected 0%; maximum 30%.

BENCHMARK(S) MSCI China Index, a broad market index that does not take into account ESG characteristics. **Used for:** investment selection, risk monitoring, and performance comparison.

The fund invests in securities of the benchmark, however, the management of the fund is discretionary, therefore the fund may invest in securities not included in the benchmark, and its performance over any period may or may not deviate significantly from that of the benchmark.

BASE CURRENCY USD.

Main Risks

See “Risk Descriptions” for more information.

- China
- Concentration
- Counterparty and collateral
- Currency
- Derivatives
- Emerging markets
- Equities
- Hedging
- Investment fund
- Liquidity
- Market
- Operational
- Sustainable investing

RISK MANAGEMENT METHOD Commitment.

Planning Your Investment

ORDER PROCESSING Requests to buy, switch or sell fund shares that are received and accepted by the Management Company by 1:00 PM CET (12:00 noon UK time) on any Valuation Day are ordinarily processed at the NAV for that Valuation Day. Settlement normally occurs within 3 business days.

Main Share Classes

Class	Minimum Investment (USD) ¹		Maximum Dealing Fees		Maximum Annual Fees	
	Initial and holding	Subsequent	Entry	Management	Distribution	
A	2,500	1,000	5.25%	1.50%	—	
E	2,500	1,000	—	1.50%	0.75%	
I	10 million	100,000	—	0.80%	—	
W/ Y	2,500	1,000	—	0.80%	—	

Where Class B shares are available the annual management fee of those Shares will be the same as that of the Class A Shares. For a current and complete list of available share classes, including currency hedged, please see section “Investing in Funds”. See section “Fund Fees and Costs” for detailed explanation of above fees.
¹ Or equivalent in any other freely convertible currency.

Fidelity Funds — China Focus Fund

Investment Objective and Policy

OBJECTIVE The fund aims to achieve capital growth over time.

INVESTMENT POLICY The fund invests at least 70% of its assets, in equities of companies listed in China and Hong Kong, as well as in equities of non-Chinese companies which do most of their business in China. China is considered to be an emerging market. The fund may also invest in money market instruments on an ancillary basis.

The fund may invest up to 60% of its assets (directly and/or indirectly) in China A and B Shares (in aggregate).

INVESTMENT PROCESS In actively managing the fund, the Investment Manager considers growth and valuation metrics, company financials, return on capital, cash flows and other measures, as well as company management, industry, economic conditions, and other factors.

The Investment Manager takes into account Sustainability Risks in its investment process.

For more information, see “Sustainable Investing Policy and ESG Integration”.

DERIVATIVES AND TECHNIQUES The fund may use derivatives for hedging and for efficient portfolio management.

In addition to core derivatives (see “How the Funds Use Instruments and Techniques”), the fund intends to use TRS.

TRS (including CFD) usage Expected 0%; maximum 5%.

Securities lending Expected 15%; maximum 30%.

Repos/reverse repos Expected 0%; maximum 30%.

BENCHMARK(S) MSCI China Capped 10% Index. Used for: investment selection, risk monitoring, and performance comparison.

The fund invests in securities of the benchmark, however, the management of the fund is discretionary, therefore the fund may invest in securities not included in the benchmark, and its performance over any period may or may not deviate significantly from that of the benchmark.

BASE CURRENCY USD.

Main Risks

See “Risk Descriptions” for more information.

- China
- Concentration
- Counterparty and collateral
- Currency
- Derivatives
- Emerging markets
- Equities
- Hedging
- Investment fund
- Liquidity
- Market
- Operational

RISK MANAGEMENT METHOD Commitment.

Planning Your Investment

ORDER PROCESSING Requests to buy, switch or sell fund shares that are received and accepted by the Management Company by 1:00 PM CET (12:00 noon UK time) on any Valuation Day are ordinarily processed at the NAV for that Valuation Day. Settlement normally occurs within 3 business days.

Main Share Classes

Class	Minimum Investment (USD) ¹		Maximum Dealing Fees	Maximum Annual Fees	
	Initial and holding	Subsequent	Entry	Management	Distribution
A	2,500	1,000	5.25%	1.50%	—
E	2,500	1,000	—	1.50%	0.75%
I	10 million	100,000	—	0.80%	—
W/ Y	2,500	1,000	—	0.80%	—

Where Class B shares are available the annual management fee of those Shares will be the same as that of the Class A Shares. For a current and complete list of available share classes, including currency hedged, please see section “Investing in Funds”. See section “Fund Fees and Costs” for detailed explanation of above fees.

¹ Or equivalent in any other freely convertible currency.

China Innovation Fund

Investment Objective and Policy

OBJECTIVE The fund aims to achieve capital growth over the long term.

INVESTMENT POLICY The fund invests at least 70% of its assets, in equities of companies that are listed, headquartered, or do most of their business, in the Greater China Region, including China, Hong Kong, Macau and Taiwan. These investments are considered innovative in technology (such as artificial intelligence, digitisation, robotics and future mobility), lifestyle (such as health, education and wealth) and ecology (such as clean energy, environmental protection and circular economy). These investments may be from emerging markets. The fund may also invest in money market instruments on an ancillary basis.

The fund may invest in the following assets according to the percentages indicated:

- China A and B shares (directly and/or indirectly): up to 100% (in aggregate)
- China A shares listed on the ChiNext market or STAR board: up to 100%
- China A shares via QFI status: less than 70%

The fund’s largest ten holdings may account for 50% or more of its assets, resulting in portfolio concentration.

INVESTMENT PROCESS In actively managing the fund, the Investment Manager considers growth and valuation metrics, company financials, return on capital, cash flows and other measures, as well as company management, industry, economic conditions, and other factors.

The Investment Manager considers ESG characteristics when assessing investment risks and opportunities. In determining ESG characteristics, the Investment Manager takes into account ESG ratings provided by Fidelity or external agencies.

The fund aims to achieve an ESG score of its portfolio greater than that of its benchmark. Through the investment management process the Investment Manager aims to ensure that investee companies follow good governance practices.

For more information, see “Sustainable Investing and ESG Integration” and the Sustainability Annex.

SFDR product category Article 8 (promotes environmental and/or social characteristics).

DERIVATIVES AND TECHNIQUES The fund may use derivatives for hedging, efficient portfolio management and investment purposes.

In addition to core derivatives (see “How the Funds Use Instruments and Techniques”), the fund intends to use TRS.

TRS (including CFD) usage Expected 10%; maximum 50%.

Securities lending Expected 15%; maximum 30%.

Repos/reverse repos Expected 0%; maximum 30%.

BENCHMARK(S) MSCI China All Share Index, a broad market index that does not take into account ESG characteristics. **Used for:** investment selection, risk monitoring, and performance comparison.

The fund invests in securities of the benchmark, however, the management of the fund is discretionary, therefore the fund may invest in securities not included in the benchmark and its performance over any period may or may not deviate significantly from that of the benchmark.

BASE CURRENCY USD.

Main Risks

See “Risk Descriptions” for more information.

- China
- Concentration
- Counterparty and collateral
- Currency
- Derivatives
- Emerging markets
- Equities
- Hedging
- Investment fund
- Liquidity
- Market
- Operational
- Sustainable investing

RISK MANAGEMENT METHOD Commitment.

Planning Your Investment

ORDER PROCESSING Requests to buy, switch or sell fund shares that are received and accepted by the Management Company by 1:00 PM CET (12:00 noon UK time) on any Valuation Day are ordinarily processed at the NAV for that Valuation Day. Settlement normally occurs within 3 business days.

Main Share Classes

Class	Minimum Investment (USD) ¹		Maximum Dealing Fees	Maximum Annual Fees	
	Initial and holding	Subsequent	Entry	Management	Distribution
A	2,500	1,000	5.25%	1.50%	—
E	2,500	1,000	—	1.50%	0.75%
I	10 million	100,000	—	0.80%	—
W, Y	2,500	1,000	—	0.80%	—

Where Class B shares are available the annual management fee of those Shares will be the same as that of the Class A Shares. For a current and complete list of available share classes, including currency hedged, please see section “Investing in Funds”. See section “Fund Fees and Costs” for detailed explanation of above fees.
¹ Or equivalent in any other freely convertible currency.

Fidelity Funds – Greater China Fund

Investment Objective and Policy

OBJECTIVE The fund aims to achieve capital growth over time.

INVESTMENT POLICY The fund invests at least 70% (and normally 75%) of its assets, in equities of companies listed in the Greater China region including Hong Kong, China and Taiwan. Some of these investments may be from emerging markets. The fund may also invest in money market instruments on an ancillary basis.

The fund may invest up to 60% of its assets (directly and/or indirectly) in China A and B Shares (in aggregate).

INVESTMENT PROCESS In actively managing the fund, the Investment Manager considers growth and valuation metrics, company financials, return on capital, cash flows and other measures, as well as company management, industry, economic conditions, and other factors.

The Investment Manager considers ESG characteristics when assessing investment risks and opportunities. In determining ESG characteristics, the Investment Manager takes into account ESG ratings provided by Fidelity or external agencies.

The fund aims to achieve an ESG score of its portfolio greater than that of its benchmark. Through the investment management process the Investment Manager aims to ensure that investee companies follow good governance practices.

For more information, see “Sustainable Investing and ESG Integration” and the Sustainability Annex.

SFDR product category Article 8 (promotes environmental and/or social characteristics).

DERIVATIVES AND TECHNIQUES The fund may use derivatives for hedging, efficient portfolio management and investment purposes.

In addition to core derivatives (see “How the Funds Use Instruments and Techniques”), the fund intends to use TRS.

TRS (including CFD) usage Expected 0%; maximum 5%.

Securities lending Expected 15%; maximum 30%.

Repos/reverse repos Expected 0%; maximum 30%.

BENCHMARK(S) MSCI Golden Dragon Index, a broad market index that does not take into account ESG characteristics. **Used for:** investment selection, risk monitoring, and performance comparison.

The fund invests in securities of the benchmark, however, the management of the fund is discretionary, therefore the fund may invest in securities not included in the benchmark, and its performance over any period may or may not deviate significantly from that of the benchmark.

BASE CURRENCY USD.

Main Risks

See “Risk Descriptions” for more information.

- China
- Concentration
- Counterparty and collateral
- Currency
- Derivatives
- Emerging markets
- Equities
- Hedging
- Liquidity
- Market
- Operational
- Sustainable investing

RISK MANAGEMENT METHOD Commitment.

Planning Your Investment

ORDER PROCESSING Requests to buy, switch or sell fund shares that are received and accepted by the Management Company by 1:00 PM CET (12:00 noon UK time) on any Valuation Day are ordinarily processed at the NAV for that Valuation Day. Settlement normally occurs within 3 business days.

Main Share Classes

Class	Minimum Investment (USD) ¹		Maximum Dealing Fees	Maximum Annual Fees	
	Initial and holding	Subsequent	Entry	Management	Distribution
A	2,500	1,000	5.25%	1.50%	—
E	2,500	1,000	—	1.50%	0.75%
I	10 million	100,000	—	0.80%	—
W/ Y	2,500	1,000	—	0.80%	—

Where Class B shares are available the annual management fee of those Shares will be the same as that of the Class A Shares. For a current and complete list of available share classes, including currency hedged, please see section “Investing in Funds”. See section “Fund Fees and Costs” for detailed explanation of above fees.

¹ Or equivalent in any other freely convertible currency.

Fidelity Funds – Emerging Asia Fund

Investment Objective and Policy

OBJECTIVE The fund aims to achieve capital growth over the long term.

INVESTMENT POLICY The fund invests at least 70% (and normally 75%) of its assets, in equities of companies that are headquartered or do most of their business in less developed countries of Asia that are considered as emerging markets. The fund may also invest in money market instruments on an ancillary basis.

The fund will invest less than 30% of its assets (directly and/or indirectly) in China A and B Shares (in aggregate).
The fund will invest less than 5% of its assets in SPACs.

INVESTMENT PROCESS In actively managing the fund, the Investment Manager considers growth and valuation metrics, company financials, return on capital, cash flows and other measures, as well as company management, industry, economic conditions, and other factors.

The Investment Manager considers ESG characteristics when assessing investment risks and opportunities. In determining ESG characteristics, the Investment Manager takes into account ESG ratings provided by Fidelity or external agencies.

The fund aims to achieve an ESG score of its portfolio greater than that of its benchmark. Through the investment management process the Investment Manager aims to ensure that investee companies follow good governance practices.

For more information, see “Sustainable Investing and ESG Integration” and the Sustainability Annex.

SFDR product category Article 8 (promotes environmental and/or social characteristics).

DERIVATIVES AND TECHNIQUES The fund may use derivatives for hedging, efficient portfolio management and investment purposes.

In addition to core derivatives (see “How the Funds Use Instruments and Techniques”), the fund intends to use TRS.

TRS (including CFD) usage Expected 5%; maximum 10%.

Securities lending Expected 15%; maximum 30%.

Repos/reverse repos Expected 0%; maximum 30%.

BENCHMARK(S) MSCI Emerging Markets Asia Index, a broad market index that does not take into account ESG characteristics. **Used for:** investment selection, risk monitoring, and performance comparison.

The fund invests in securities of the benchmark, however, the management of the fund is discretionary, therefore the fund may invest in securities not included in the benchmark, and its performance over any period may or may not deviate significantly from that of the benchmark.

BASE CURRENCY USD.

Main Risks

See “Risk Descriptions” for more information.

- China
- Counterparty and collateral
- Currency
- Derivatives
- Emerging markets
- Equities
- Hedging
- Investment fund
- Liquidity
- Market
- Operational
- Sustainable investing

RISK MANAGEMENT METHOD Commitment.

Planning Your Investment

ORDER PROCESSING Requests to buy, switch or sell fund shares that are received and accepted by the Management Company by 1:00 PM CET (12:00 noon UK time) on any Valuation Day are ordinarily processed at the NAV for that Valuation Day. Settlement normally occurs within 3 business days.

Main Share Classes

Class	Minimum Investment (USD) ¹		Maximum Dealing Fees	Maximum Annual Fees	
	Initial and holding	Subsequent	Entry	Management	Distribution
A	2,500	1,000	5.25%	1.50%	—
E	2,500	1,000	—	1.50%	0.75%
I	10 million	100,000	—	0.80%	—
W/ Y	2,500	1,000	—	0.80%	—

Where Class B shares are available the annual management fee of those Shares will be the same as that of the Class A Shares. For a current and complete list of available share classes, including currency hedged, please see section “Investing in Funds”. See section “Fund Fees and Costs” for detailed explanation of above fees.

¹ Or equivalent in any other freely convertible currency.

Emerging Europe, Middle East and Africa Fund

Investment Objective and Policy

OBJECTIVE The fund aims to achieve capital growth over the long term.

INVESTMENT POLICY The fund invests at least 70% of its assets, in equities of companies that are headquartered or do most of their business in less developed countries of Central, Eastern and Southern Europe (including Russia), Middle East and Africa including those that are considered as emerging markets according to the MSCI EM Europe, Middle East and Africa Index. The fund may also invest in money market instruments on an ancillary basis.

INVESTMENT PROCESS In actively managing the fund, the Investment Manager considers growth and valuation metrics, company financials, return on capital, cash flows and other measures, as well as company management, industry, economic conditions, and other factors. The Investment Manager takes into account Sustainability Risks in its investment process.

For more information, see “Sustainable Investing and ESG Integration”.

DERIVATIVES AND TECHNIQUES The fund may use derivatives for hedging, efficient portfolio management and investment purposes.

In addition to core derivatives (see “How the Funds Use Instruments and Techniques”), the fund intends to use TRS.

TRS (including CFD) usage Expected 0%; maximum 10%.

Securities lending Expected 15%; maximum 30%.

Repos/reverse repos Expected 0%; maximum 30%.

BENCHMARK(S) MSCI emerging EMEA Capped 5% Index. Used for: risk monitoring, and performance comparison.

The fund invests in securities of the benchmark, however, the management of the fund is discretionary, therefore the fund may invest in securities not included in the benchmark, and its performance over any period may or may not deviate significantly from that of the benchmark.

BASE CURRENCY USD.

Main Risks

See “Risk Descriptions” for more information.

- Concentration
- Counterparty and collateral
- Currency
- Derivatives
- Emerging markets
- Equities
- Hedging
- Investment fund
- Liquidity
- Market
- Operational
- Russia

RISK MANAGEMENT METHOD Commitment.

Planning Your Investment

ORDER PROCESSING Requests to buy, switch or sell fund shares that are received and accepted by the Management Company by 4:00 PM CET (3:00 PM UK time) on any Valuation Day are ordinarily processed at the NAV for that Valuation Day. Settlement normally occurs within 3 business days.

Main Share Classes

Class	Minimum Investment (USD) ¹		Maximum Dealing Fees	Maximum Annual Fees	
	Initial and holding	Subsequent	Entry	Management	Distribution
A	2,500	1,000	5.25%	1.50%	—
E	2,500	1,000	—	1.50%	0.75%
I	10 million	100,000	—	0.80%	—
W, Y	2,500	1,000	—	0.80%	—

Where Class B shares are available the annual management fee of those Shares will be the same as that of the Class A Shares. For a current and complete list of available share classes, including currency hedged, please see section “Investing in Funds”. See section “Fund Fees and Costs” for detailed explanation of above fees.
¹ Or equivalent in any other freely convertible currency.

Emerging Markets Fund

Investment Objective and Policy

OBJECTIVE The fund aims to achieve capital growth over time.

INVESTMENT POLICY The fund invests at least 70% (and normally 75%) of its assets, in equities of companies with activities in areas experiencing rapid economic growth including countries and emerging markets in Latin America, South East Asia, Africa, Eastern Europe (including Russia) and the Middle East. The fund may also invest in money market instruments on an ancillary basis.

The fund will invest less than 30% of its assets (directly and/or indirectly) in China A and B Shares (in aggregate).

INVESTMENT PROCESS In actively managing the fund, the Investment Manager considers growth and valuation metrics, company financials, return on capital, cash flows and other measures, as well as company management, industry, economic conditions, and other factors.

The Investment Manager considers ESG characteristics when assessing investment risks and opportunities. In determining ESG characteristics, the Investment Manager takes into account ESG ratings provided by Fidelity or external agencies.

The fund aims to achieve an ESG score of its portfolio greater than that of its benchmark. Through the investment management process the Investment Manager aims to ensure that investee companies follow good governance practices.

For more information, see “Sustainable Investing and ESG Integration” and the Sustainability Annex.

SFDR product category Article 8 (promotes environmental and/or social characteristics).

DERIVATIVES AND TECHNIQUES The fund may use derivatives for hedging and for efficient portfolio management.

In addition to core derivatives (see “How the Funds Use Instruments and Techniques”), the fund intends to use TRS.

TRS (including CFD) usage Expected 4%; maximum 5%.

Securities lending Expected 15%; maximum 30%.

Repos/reverse repos Expected 0%; maximum 30%.

BENCHMARK(S) MSCI Emerging Markets Index, a broad market index that does not take into account ESG characteristics. **Used for:** risk monitoring and performance comparison.

The fund invests in securities of the benchmark, however, the management of the fund is discretionary, therefore the fund may invest in securities not included in the benchmark, and its performance over any period may or may not deviate significantly from that of the benchmark.

BASE CURRENCY USD.

Main Risks

See “Risk Descriptions” for more information.

- China
- Concentration
- Counterparty and collateral
- Currency
- Derivatives
- Emerging markets
- Equities
- Hedging
- Investment fund
- Liquidity
- Market
- Operational
- Russia
- Sustainable investing

RISK MANAGEMENT METHOD Commitment.

Planning Your Investment

ORDER PROCESSING Requests to buy, switch or sell fund shares that are received and accepted by the Management Company by 4:00 PM CET (3:00 PM UK time) on any Valuation Day are ordinarily processed at the NAV for that Valuation Day. Settlement normally occurs within 3 business days.

Main Share Classes

Class	Minimum Investment (USD) ¹		Maximum Dealing Fees	Maximum Annual Fees	
	Initial and holding	Subsequent	Entry	Management	Distribution
A	2,500	1,000	5.25%	1.50%	—
E	2,500	1,000	—	1.50%	0.75%
I	10 million	100,000	—	0.80%	—
W/ Y	2,500	1,000	—	0.80%	—

Where Class B shares are available the annual management fee of those Shares will be the same as that of the Class A Shares. For a current and complete list of available share classes, including currency hedged, please see section “Investing in Funds”. See section “Fund Fees and Costs” for detailed explanation of above fees.
¹ Or equivalent in any other freely convertible currency.

Institutional Emerging Markets Equity Fund

Investment Objective and Policy

OBJECTIVE The fund aims to achieve capital growth over time.

INVESTMENT POLICY The fund invests at least 70% of its assets, in equities of companies from anywhere in the world including Latin America, South East Asia, Africa, Eastern Europe (including Russia) and the Middle East and that are experiencing rapid economic growth. The fund may also invest in money market instruments on an ancillary basis.

The fund may invest less than 30% of its assets (directly and/or indirectly) in China A and B shares (in aggregate).

INVESTMENT PROCESS In actively managing the fund, the Investment Manager considers growth and company financials, return on capital, cash flows and other measures, as well as company management, industry economic conditions, and other factors.

The Investment Manager considers ESG characteristics when assessing investment risks and opportunities. In determining ESG characteristics, the Investment Manager takes into account ESG ratings provided by Fidelity or external agencies.

The fund aims to achieve an ESG score of its portfolio greater than that of its benchmark. Through the investment management process, the Investment Manager aims to ensure that investee companies follow good governance practices.

For more information, see “Sustainable Investing and ESG Integration” and the Sustainability Annex.

SFDR product category Article 8 (promotes environmental and/or social characteristics).

DERIVATIVES AND TECHNIQUES The fund may use derivatives for hedging, efficient portfolio management and investment purposes.

In addition to core derivatives (see “How the Funds Use Instruments and Techniques”), the fund intends to use TRS.

TRS (including CFD) usage Expected 5%; maximum 10%.

Securities lending Expected 15%; maximum 30%.

Repos/reverse repos Expected 0%; maximum 30%.

BENCHMARK(S) MSCI Emerging Markets Index, a broad market index that does not take into account ESG characteristics. **Used for:** risk monitoring and performance comparison.

The fund invests in securities of the benchmark, however, the management of the fund is discretionary, therefore the fund may invest in securities not included in the benchmark, and its performance over any period may or may not deviate significantly from that of the benchmark.

BASE CURRENCY USD.

Main Risks

See “Risk Descriptions” for more information.

- China
- Counterparty and collateral
- Currency
- Derivatives
- Emerging markets
- Equities
- Hedging
- Investment fund
- Liquidity
- Market
- Operational
- Russia
- Sustainable investing

RISK MANAGEMENT METHOD Commitment.

Planning Your Investment

ORDER PROCESSING Requests to buy, switch or sell fund shares that are received and accepted by the Management Company by 1:00 PM CET (12:00 noon UK time) on any Valuation Day are ordinarily processed at the NAV for that Valuation Day. Settlement normally occurs within 3 business days.

Main Share Classes

Class	Minimum Investment (USD) ¹		Maximum Dealing Fees	Maximum Annual Fees	
	Initial and holding	Subsequent	Entry	Management	Distribution
I	10 million	100,000	—	0.80%	—

Where Class B shares are available the annual management fee of those Shares will be the same as that of the Class A Shares. For a current and complete list of available share classes, including currency hedged, please see section “Investing in Funds”. See section “Fund Fees and Costs” for detailed explanation of above fees.
¹ Or equivalent in any other freely convertible currency.

Fidelity Funds – India Focus Fund

Investment Objective and Policy

OBJECTIVE The fund aims to achieve capital growth over the long term.

INVESTMENT POLICY The fund invests at least 70% (and normally 75%) of its assets, in equities of Indian companies listed in India, or non-Indian companies which do most of their business in India. The fund may also invest in money market instruments on an ancillary basis.

INVESTMENT PROCESS In actively managing the fund, the Investment Manager considers growth and valuation metrics, company financials, return on capital, cash flows and other measures, as well as company management, industry economic conditions, and other factors.

The Investment Manager considers ESG characteristics when assessing investment risks and opportunities. In determining ESG characteristics, the Investment Manager takes into account ESG ratings provided by Fidelity or external agencies.

The fund aims to achieve an ESG score of its portfolio greater than that of its benchmark. Through the investment management process the Investment Manager aims to ensure that investee companies follow good governance practices.

For more information, see “Sustainable Investing and ESG Integration” and the Sustainability Annex.

SFDR product category Article 8 (promotes environmental and/or social characteristics).

DERIVATIVES AND TECHNIQUES The fund may use derivatives for hedging, efficient portfolio management and investment purposes.

In addition to core derivatives (see “How the Funds Use Instruments and Techniques”), the fund intends to use TRS.

TRS (including CFD) usage Expected 0%; maximum 10%.

Securities lending Expected 15%; maximum 30%.

Repos/reverse repos Expected 0%; maximum 30%.

BENCHMARK(S) MSCI India Capped 8% index, a broad market index that does not take into account ESG characteristics. **Used for:** risk monitoring, and performance comparison.

The fund invests in securities of the benchmark, however, the management of the fund is discretionary, therefore the fund may invest in securities not included in the benchmark, and its performance over any period may or may not deviate significantly from that of the benchmark.

BASE CURRENCY USD.

Main Risks

See “Risk Descriptions” for more information.

- Concentration
- Counterparty and collateral
- Currency
- Derivatives
- Emerging markets
- Equities
- Hedging
- Liquidity
- Market
- Operational
- Sustainable investing

RISK MANAGEMENT METHOD Commitment.

Planning Your Investment

ORDER PROCESSING Requests to buy, switch or sell fund shares that are received and accepted by the Management Company by 1:00 PM CET (12:00 noon UK time) on any Valuation Day are ordinarily processed at the NAV for that Valuation Day. Settlement normally occurs within 5 business days.

Main Share Classes

Class	Minimum Investment (USD) ¹		Maximum Dealing Fees	Maximum Annual Fees	
	Initial and holding	Subsequent	Entry	Management	Distribution
A	2,500	1,000	5.25%	1.50%	—
E	2,500	1,000	—	1.50%	0.75%
I	10 million	100,000	—	0.80%	—
W/ Y	2,500	1,000	—	0.80%	—

Where Class B shares are available the annual management fee of those Shares will be the same as that of the Class A Shares. For a current and complete list of available share classes, including currency hedged, please see section “Investing in Funds”. See section “Fund Fees and Costs” for detailed explanation of above fees.
¹ Or equivalent in any other freely convertible currency.

Fidelity Funds – Indonesia Fund

Investment Objective and Policy

OBJECTIVE The fund aims to achieve capital growth over time.

INVESTMENT POLICY The fund invests at least 70% (and normally 75%) of its assets, in equities of companies that are listed, headquartered, or do most of their business in Indonesia. The fund may also invest in money market instruments on an ancillary basis.

The fund may invest in the following assets according to the percentages indicated:

- SPACs: less than 5%

INVESTMENT PROCESS In actively managing the fund, the Investment Manager considers growth and valuation metrics, company financials, return on capital, cash flows and other measures, as well as company management, industry economic conditions, and other factors. The Investment Manager takes into account Sustainability Risks in its investment process.

For more information, see “Sustainable Investing and ESG Integration”.

DERIVATIVES AND TECHNIQUES The fund may use derivatives for hedging, efficient portfolio management and investment purposes.

In addition to core derivatives (see “How the Funds Use Instruments and Techniques”), the fund intends to use TRS.

TRS (including CFD) usage Expected 0%; maximum 10%.

Securities lending Expected 15%; maximum 30%.

Repos/reverse repos Expected 0%; maximum 30%.

BENCHMARK(S) MSCI Indonesia IMI Capped 8% Index. Used for: investment selection, risk monitoring and performance comparison.

The fund invests in securities of the benchmark, however, the management of the fund is discretionary, therefore the fund may invest in securities not included in the benchmark, and its performance over any period may or may not deviate significantly from that of the benchmark.

BASE CURRENCY USD.

Main Risks

See “Risk Descriptions” for more information.

- Concentration
- Counterparty and collateral
- Currency
- Derivatives
- Emerging markets
- Equities
- Hedging
- Investment fund
- Liquidity
- Market
- Operational

RISK MANAGEMENT METHOD Commitment.

Planning Your Investment

ORDER PROCESSING Requests to buy, switch or sell fund shares that are received and accepted by the Management Company by 1:00 PM CET (12:00 noon UK time) on any Valuation Day are ordinarily processed at the NAV for that Valuation Day. Settlement normally occurs within 3 business days.

Main Share Classes

Class	Minimum Investment (USD) ¹		Maximum Dealing Fees	Maximum Annual Fees	
	Initial and holding	Subsequent	Entry	Management	Distribution
A	2,500	1,000	5.25%	1.50%	—
Y	2,500	1,000	—	0.80%	—

Where Class B shares are available the annual management fee of those Shares will be the same as that of the Class A Shares. For a current and complete list of available share classes, including currency hedged, please see section “Investing in Funds”. See section “Fund Fees and Costs” for detailed explanation of above fees.

¹ Or equivalent in any other freely convertible currency.

Fidelity Funds – Latin America Fund

Investment Objective and Policy

OBJECTIVE The fund aims to achieve capital growth over time.

INVESTMENT POLICY The fund invests at least 70% (and normally 75%) of its assets, in equities of companies that are listed, headquartered, or do most of their business in Latin America. Some of these investments may be from emerging markets. The fund may also invest in money market instruments on an ancillary basis.

INVESTMENT PROCESS In actively managing the fund, the Investment Manager considers growth and valuation metrics, company financials, return on capital, cash flows and other measures, as well as company management, industry economic conditions, and other factors. The Investment Manager takes into account Sustainability Risks in its investment process.

For more information, see “Sustainable Investing and ESG Integration”.

DERIVATIVES AND TECHNIQUES The fund may use derivatives for hedging and for efficient portfolio management.

In addition to core derivatives (see “How the Funds Use Instruments and Techniques”), the fund intends to use TRS.

TRS (including CFD) usage Expected 0%; maximum 10%.

Securities lending Expected 15%; maximum 30%.

Repos/reverse repos Expected 0%; maximum 30%.

BENCHMARK(S) MSCI EM Latin America Index. Used for: investment selection, risk monitoring and performance comparison.

The fund invests in securities of the benchmark, however, the management of the fund is discretionary, therefore the fund may invest in securities not included in the benchmark, and its performance over any period may or may not deviate significantly from that of the benchmark.

BASE CURRENCY USD.

Main Risks

See “Risk Descriptions” for more information.

- Concentration
- Counterparty and collateral
- Currency
- Derivatives
- Emerging markets
- Equities
- Hedging
- Investment fund
- Liquidity
- Market
- Operational

RISK MANAGEMENT METHOD Commitment.

Planning Your Investment

ORDER PROCESSING Requests to buy, switch or sell fund shares that are received and accepted by the Management Company by 4:00 PM CET (3:00 PM UK time) on any Valuation Day are ordinarily processed at the NAV for that Valuation Day. Settlement normally occurs within 3 business days.

Main Share Classes

Class	Minimum Investment (USD) ¹		Maximum Dealing Fees	Maximum Annual Fees	
	Initial and holding	Subsequent	Entry	Management	Distribution
A	2,500	1,000	5.25%	1.50%	—
E	2,500	1,000	—	1.50%	0.75%
I	10 million	100,000	—	0.80%	—
W/ Y	2,500	1,000	—	0.80%	—

Where Class B shares are available the annual management fee of those Shares will be the same as that of the Class A Shares. For a current and complete list of available share classes, including currency hedged, please see section “Investing in Funds”. See section “Fund Fees and Costs” for detailed explanation of above fees.

¹ Or equivalent in any other freely convertible currency.

Sustainable Emerging Markets Equity Fund

Investment Objective and Policy

OBJECTIVE The fund aims to achieve capital growth over time.

INVESTMENT POLICY The fund invests at least 70% of its assets, in equities of companies that are listed, headquartered, or do most of their business, in developing markets including, countries in Latin America, Asia, Africa, Eastern Europe (including Russia) and the Middle East. The fund may also invest in money market instruments on an ancillary basis.

The fund will invest less than 30% of its assets (directly and/or indirectly) in China A and B Shares (in aggregate).

The fund invests in a limited number of securities (generally between 20 to 80 under normal market conditions).

The Investment Manager aims to outperform the benchmark.

INVESTMENT PROCESS In actively managing the fund, the Investment Manager considers growth and valuation metrics, company financials, return on capital, cash flows and other measures, as well as company management, industry, economic conditions, and other factors.

The Investment Manager considers ESG characteristics when assessing investment risks and opportunities. In determining ESG characteristics, the Investment Manager takes into account ESG ratings provided by Fidelity or external agencies.

The fund assesses the ESG characteristics of at least 90% of its assets. The fund aims to achieve an ESG score of its portfolio greater than that of its benchmark, after exclusion of 20% of the assets with the lowest ESG rating.

The fund may invest in issuers with low but improving ESG characteristics. Through the investment management process the Investment Manager aims to ensure that investee companies follow good governance practices.

For more information, see “Sustainable Investing and ESG Integration” and the Sustainability Annex.

SFDR product category Article 8 (promotes environmental and/or social characteristics).

DERIVATIVES AND TECHNIQUES The fund may use derivatives for hedging, efficient portfolio management and investment purposes.

In addition to core derivatives (see “How the Funds Use Instruments and Techniques”), the fund intends to use TRS.

TRS (including CFD) usage Expected 15%; maximum 50%.

Securities lending Expected 15%; maximum 30%.

Repos/reverse repos Expected 0%; maximum 30%.

BENCHMARK(S) MSCI Emerging Markets Index a broad market index that does not take into account ESG characteristics. **Used for:** outperformance, performance comparison.

The fund invests in securities of the benchmark, however, the management of the fund is discretionary, therefore the fund may invest in securities not included in the benchmark, and its performance over any period may or may not deviate significantly from that of the benchmark.

BASE CURRENCY USD.

Main Risks

See “Risk Descriptions” for more information.

- China
- Concentration
- Counterparty and collateral
- Currency
- Derivatives
- Emerging markets
- Equities
- Hedging
- Investment fund
- Liquidity
- Market
- Operational
- Russia
- Sustainable investing

RISK MANAGEMENT METHOD Commitment.

Planning Your Investment

ORDER PROCESSING Requests to buy, switch or sell fund shares that are received and accepted by the Management Company by 4:00 PM CET (3:00 PM UK time) on any Valuation Day are ordinarily processed at the NAV for that Valuation Day. Settlement normally occurs within 3 business days.

Main Share Classes

Class	Minimum Investment (USD) ¹		Maximum Dealing Fees	Maximum Annual Fees	
	Initial and holding	Subsequent	Entry	Management	Distribution
A	2,500	1,000	5.25%	1.50%	—
E	2,500	1,000	—	1.50%	0.75%
I	10 million	100,000	—	0.80%	—
W/ Y	2,500	1,000	—	0.80%	—

Where Class B shares are available the annual management fee of those Shares will be the same as that of the Class A Shares. For a current and complete list of available share classes, including currency hedged, please see section “Investing in Funds”. See section “Fund Fees and Costs” for detailed explanation of above fees.
¹ Or equivalent in any other freely convertible currency.

Fidelity Funds – Thailand Fund

Investment Objective and Policy

OBJECTIVE The fund aims to achieve capital growth over time.

INVESTMENT POLICY The fund invests at least 70% (and normally 75%) of its assets, in equities listed or traded on the stock exchange in Thailand. The fund may also invest in money market instruments on an ancillary basis.

The fund may invest in the following assets according to the percentages indicated:

- SPACs: less than 5%

INVESTMENT PROCESS In actively managing the fund, the Investment Manager considers growth, valuation metrics, company financials, return on capital, cash flows and other financial measures, as well as company management, industry, economic conditions, and other factors.

The Investment Manager considers ESG characteristics when assessing investment risks and opportunities. In determining ESG characteristics, the Investment Manager takes into account ESG ratings provided by Fidelity or external agencies.

The fund aims to achieve an ESG score of its portfolio greater than that of its benchmark. Through the investment management process the Investment Manager aims to ensure that investee companies follow good governance practices.

For more information, see “Sustainable Investing and ESG Integration” and the Sustainability Annex.

SFDR product category Article 8 (promotes environmental and/or social characteristics).

DERIVATIVES AND TECHNIQUES The fund may use derivatives for hedging, efficient portfolio management and investment purposes.

In addition to core derivatives (see “How the Funds Use Instruments and Techniques”), the fund intends to use TRS.

TRS (including CFD) usage Expected 0%; maximum 10%.

Securities lending Expected 15%; maximum 30%.

Repos/reverse repos Expected 0%; maximum 30%.

BENCHMARK(S) Solactive GBS Thailand Investable Universe Index, a broad market index that does not take into account ESG characteristics. **Used for:** investment selection, risk monitoring, and performance comparison.

The fund invests in securities of the benchmark, however, the management of the fund is discretionary, therefore the fund may invest in securities not included in the benchmark, and its performance over any period may or may not deviate significantly from that of the benchmark.

BASE CURRENCY USD.

Main Risks

See “Risk Descriptions” for more information.

- Concentration
- Counterparty and collateral
- Currency
- Derivatives
- Emerging markets
- Equities
- Hedging
- Investment fund
- Liquidity
- Market
- Operational
- Sustainable investing

RISK MANAGEMENT METHOD Commitment.

Planning Your Investment

ORDER PROCESSING Requests to buy, switch or sell fund shares that are received and accepted by the Management Company by 1:00 PM CET (12:00 noon UK time) on any Valuation Day are ordinarily processed at the NAV for that Valuation Day. Settlement normally occurs within 3 business days.

Main Share Classes

Class	Minimum Investment (USD) ¹		Maximum Dealing Fees	Maximum Annual Fees	
	Initial and holding	Subsequent	Entry	Management	Distribution
A	2,500	1,000	5.25%	1.50%	—
W/ Y	2,500	1,000	—	0.80%	—

Where Class B shares are available the annual management fee of those Shares will be the same as that of the Class A Shares. For a current and complete list of available share classes, including currency hedged, please see section “Investing in Funds”. See section “Fund Fees and Costs” for detailed explanation of above fees.

¹ Or equivalent in any other freely convertible currency.

Flexible Bond Fund

Investment Objective and Policy

OBJECTIVE The fund aims to achieve capital growth over time and provide income.

INVESTMENT POLICY The fund invests at least 70% of its assets, in a broad range of debt securities from anywhere in the world, including emerging markets denominated in GBP or other currencies. The fund may also invest in money market instruments on an ancillary basis.

The fund may invest in the following assets classes according to the percentages indicated:

- below investment grade or unrated bonds: up to 50%
- Listed China onshore bonds (directly and/or indirectly): less than 30% (in aggregate)
- hybrids and contingent convertible bonds (CoCo): less than 30%, with less than 20% in CoCos

The fund's exposure to distressed securities is limited to 10% of its assets.

Exposure to non-GBP investments will be largely hedged back to GBP.

The fund may invest in subordinated financial debt and preference shares.

INVESTMENT PROCESS In actively managing the fund, the Investment Manager uses in-house research and investment capabilities to identify suitable opportunities across bond issuers, sectors, geographies, and security types. This may include an assessment of bond issuers' creditworthiness, macroeconomic factors, and valuations.

The Investment Manager considers ESG characteristics when assessing investment risks and opportunities. In determining ESG characteristics, the Investment Manager takes into account ESG ratings provided by Fidelity or external agencies.

The fund aims to achieve an ESG score of its portfolio greater than that of its benchmark. Through the investment management process, the Investment Manager aims to ensure that investee issuers follow good governance practices.

For more information, see "Sustainable Investing and ESG Integration" and the Sustainability Annex.

SFDR product category Article 8 (promotes environmental and/or social characteristics).

DERIVATIVES AND TECHNIQUES The fund may use derivatives for hedging, efficient portfolio management and investment purposes. The fund may use long or short positions.

The fund uses derivatives, including complex derivative instruments or strategies, to meet the investment objectives of the fund with a level of risk which is consistent with the risk

profile of the fund. Derivatives may be used to create economic exposure to the underlying asset, this may include futures, forwards, options, and swaps. The fund will use (i) index, basket or single credit default and total return swaps to gain exposure or reduce credit risk of issuers, (ii) interest rate futures, swaps or options to actively manage the level of interest rate risk and (iii) currency derivatives to hedge or gain exposure to currencies. The long and short active currency positions implemented by the fund may not be correlated with the underlying securities positions held by the fund.

In addition to core derivatives (see "How the Funds Use Instruments and Techniques"), the fund intends to use TRS.

TRS (including CFD) usage Expected 40%; maximum 200%.

Securities lending Expected 15%; maximum 30%.

Repos/reverse repos Expected 15%; maximum 30%.

BENCHMARK(S) ICE BofA Q880 Custom Index (a custom blend of government, investment grade and high yield corporate bond indices), a broad market index that does not take into account ESG characteristics. **Used for:** performance comparison only.

BASE CURRENCY GBP.

Main Risks

See "Risk Descriptions" for more information.

- CoCo bonds
- Convertible securities
- Counterparty and collateral
- Credit
- Currency
- Derivatives
- Emerging markets
- Hedging
- High yield
- Interest rate
- Investment fund
- Leverage
- Liquidity
- Market
- Operational
- Short position
- Sustainable investing

RISK MANAGEMENT METHOD Absolute VaR limited to 10%. Expected gross leverage: 500% (may be higher or lower but not expected to exceed 1000%).

Planning Your Investment

ORDER PROCESSING Requests to buy, switch or sell fund shares that are received and accepted by the Management Company by 4:00 PM CET (3:00 PM UK time) on any Valuation Day are ordinarily processed at the NAV for that Valuation Day. Settlement normally occurs within 3 business days.

Main Share Classes

Class	Minimum Investment (USD) ¹		Maximum Dealing Fees		Maximum Annual Fees	
	Initial and holding	Subsequent	Entry	Management	Distribution	
A	2,500	1,000	3.50%	1.00%	—	
E	2,500	1,000	—	1.00%	0.60%	
I	10 million	100,000	—	0.50%	—	
W/ Y	2,500	1,000	—	0.50%	—	

Where Class B shares are available the annual management fee of those Shares will be the same as that of the Class A Shares. For a current and complete list of available share classes, including currency hedged, please see section "Investing in Funds". See section "Fund Fees and Costs" for detailed explanation of above fees.

¹ Or equivalent in any other freely convertible currency.

Fidelity Funds – Global Bond Fund

Investment Objective and Policy

OBJECTIVE The fund aims to achieve capital growth over time and provide income.

INVESTMENT POLICY The fund invests in corporate and government debt securities, from anywhere in the world, including emerging markets. The fund may also invest in money market instruments on an ancillary basis.

The fund may invest in the following assets according to the percentages indicated:

- Listed China onshore bonds (directly and/or indirectly): less than 30% (in aggregate).

The fund aims to maximise performance measured in US Dollars.

INVESTMENT PROCESS In actively managing the fund, the Investment Manager uses in-house research and investment capabilities to identify suitable opportunities across bond issuers, sectors, geographies and security types. This may include an assessment of bond issuers' creditworthiness, macroeconomic factors, and valuations.

The Investment Manager considers ESG characteristics when assessing investment risks and opportunities. In determining ESG characteristics, the Investment Manager takes into account ESG ratings provided by Fidelity or external agencies.

The fund aims to achieve an ESG score of its portfolio greater than that of its benchmark. Through the investment management process, the Investment Manager aims to ensure that investee issuers follow good governance practices.

For more information, see "Sustainable Investing and ESG Integration" and the Sustainability Annex.

SFDR product category Article 8 (promotes environmental and/or social characteristics).

Derivatives and techniques The fund may use derivatives for hedging, efficient portfolio management and investment purposes.

In addition to core derivatives (see "How the Funds Use Instruments and Techniques"), the fund intends to use TRS.

TRS (including CFD) usage Expected 10%; maximum 50%.

Securities lending Expected 15%; maximum 30%.

Repos/reverse repos Expected 0%; maximum 30%.

BENCHMARK(S) Bloomberg Global Aggregate Bond Index, a broad market index that does not take into account ESG characteristics. **Used for:** risk monitoring, investment selection and performance comparison.

The fund invests in securities of the benchmark, however, the management of the fund is discretionary, therefore the fund may invest in securities not included in the benchmark, and its performance over any period may or may not deviate significantly from that of the benchmark

BASE CURRENCY USD.

Main Risks

See "Risk Descriptions" for more information.

- China
- CoCo bonds
- Convertible securities
- Counterparty and collateral
- Credit
- Currency
- Derivatives
- Emerging markets
- Hedging
- Interest rate
- Investment fund
- Liquidity
- Market
- Operational
- Short position
- Sovereign
- Sustainable investing

RISK MANAGEMENT METHOD Commitment.

Planning Your Investment

ORDER PROCESSING Requests to buy, switch or sell fund shares that are received and accepted by the Management Company by 4:00 PM CET (3:00 PM UK time) on any Valuation Day are ordinarily processed at the NAV for that Valuation Day. Settlement normally occurs within 3 business days.

Main Share Classes

Class	Minimum Investment (USD) ¹		Maximum Dealing Fees	Maximum Annual Fees	
	Initial and holding	Subsequent	Entry	Management	Distribution
A	2,500	1,000	3.50%	0.75%	—
I	10 million	100,000	—	0.40%	—
Y	2,500	1,000	—	0.40%	—

¹ Where Class B shares are available the annual management fee of those Shares will be the same as that of the Class A Shares. For a current and complete list of available share classes, including currency hedged, please see section "Investing in Funds". See section "Fund Fees and Costs" for detailed explanation of above fees.
¹ Or equivalent in any other freely convertible currency.

Fidelity Funds — Global Income Fund

Investment Objective and Policy

OBJECTIVE The fund aims to achieve capital growth over time and provide a high level of income.

INVESTMENT POLICY The fund invests at least 70% of its assets, in debt securities from anywhere in the world, including emerging markets. Investments may include investment grade and below investment grade debt securities of varying maturities and high yield bonds and emerging market debt denominated in various currencies. The fund may also invest in money market instruments on an ancillary basis.

The fund may invest in the following assets according to the percentages indicated:

- investment grade debt securities: at least 50%
- below investment grade bonds: up to 50%
- Listed China onshore bonds (directly and/or indirectly): less than 30% (in aggregate)
- hybrids and contingent convertible (CoCo) bonds: less than 30%, with CoCos less than 20%.

The fund may also invest in other subordinated financial debt and preference shares.

The fund's exposure to distressed securities is limited to 10% of its assets.

INVESTMENT PROCESS In actively managing the fund, the Investment Manager uses in-house research and investment capabilities to identify suitable opportunities across bond issuers, sectors, geographies, and security types. This may include an assessment of bond issuers' creditworthiness, macroeconomic factors, and valuations.

The Investment Manager considers ESG characteristics when assessing investment risks and opportunities. In determining ESG characteristics, the Investment Manager takes into account ESG ratings provided by Fidelity or external agencies.

The fund aims to achieve an ESG score of its portfolio greater than that of its investment universe. Through the investment management process the Investment Manager aims to ensure that investee issuers follow good governance practices.

For more information, see "Sustainable Investing and ESG Integration" and the Sustainability Annex.

SFDR product category Article 8 (promotes environmental and/or social characteristics).

DERIVATIVES AND TECHNIQUES The fund may use derivatives for hedging, efficient portfolio management and investment purposes.

In addition to core derivatives (see "How the Funds Use Instruments and Techniques"), the fund intends to use TRS.

TRS (including CFD) usage Expected 10%; maximum 50%.

Securities lending Expected 15%; maximum 30%.

Repos/reverse repos Expected 0%; maximum 30%.

BENCHMARK(S) None.

BASE CURRENCY USD.

Main Risks

See "Risk Descriptions" for more information.

- China
- CoCo bonds
- Convertible securities
- Counterparty and collateral
- Credit
- Currency
- Derivatives
- Distressed securities
- Emerging markets
- Hedging
- High yield
- Interest rate
- Investment fund
- Liquidity
- Market
- Operational
- Sustainable investing

RISK MANAGEMENT METHOD Commitment.

Planning Your Investment

ORDER PROCESSING Requests to buy, switch or sell fund shares that are received and accepted by the Management Company by 4:00 PM CET (3:00 PM UK time) on any Valuation Day are ordinarily processed at the NAV for that Valuation Day. Settlement normally occurs within 3 business days.

Main Share Classes

Class	Minimum Investment (USD) ¹		Maximum Dealing Fees	Maximum Annual Fees	
	Initial and holding	Subsequent	Entry	Management	Distribution
A	2,500	1,000	3.50%	0.90%	—
E	2,500	1,000	—	0.90%	0.60%
I	10 million	100,000	—	0.55%	—
W, Y	2,500	1,000	—	0.55%	—

Where Class B shares are available the annual management fee of those Shares will be the same as that of the Class A Shares. For a current and complete list of available share classes, including currency hedged, please see section "Investing in Funds". See section "Fund Fees and Costs" for detailed explanation of above fees.

¹ Or equivalent in any other freely convertible currency.

Global Inflation-linked Bond Fund

Investment Objective and Policy

OBJECTIVE The fund aims to provide an attractive level of real income and capital growth over time.

INVESTMENT POLICY The fund invests at least 70% of its assets in investment grade and below investment grade inflation-linked bonds, nominal bonds issued by governments, agencies, supranational entities, corporations, and banks from anywhere in the world, including emerging markets. Investments include below investment grade and investment grade securities. The fund may also invest in money market instruments on an ancillary basis.

The fund may invest in the following assets according to the percentages indicated:

- money market instruments and term deposits: less than 30%
- convertible bonds: up to 25%
- equities and other participations rights: up to 10%.

INVESTMENT PROCESS In actively managing the fund, the Investment Manager uses in-house research and investment capabilities to identify suitable opportunities across bond issuers, sectors, geographies, and security types. This may include an assessment of bond issuers’ creditworthiness, macroeconomic factors, and valuations. The Investment Manager will utilize a range of strategies such as active yield curve strategies, sector rotation, security selection, relative value management and duration management from within the global-inflation linked, interest rate and credit markets.

The Investment Manager considers ESG factors when assessing investment risks and opportunities. In determining ESG characteristics, the Investment Manager takes into account ESG ratings provided by Fidelity or external agencies.

The fund aims to achieve an ESG score of its portfolio greater than that of its benchmark. Through the investment management process, the Investment Manager aims to ensure that investee issuers and countries follow good governance practices.

For more information, see “Sustainable Investing and ESG Integration” and the Sustainability Annex.

SFDR product category Article 8 (promotes environmental and/or social characteristics).

DERIVATIVES AND TECHNIQUES The fund may use derivatives for hedging, efficient portfolio management and investment purposes. The fund may use long or short positions.

The fund uses derivatives, including complex derivative instruments or strategies, to meet the investment objectives of the fund with a level of risk which is consistent with the risk profile of the fund. Derivatives may be used to create economic exposure to an asset akin to a physical holding of

that asset. The fund will use (i) interest rate swaps and futures to actively manage the level of interest rate risk, (ii) inflation swaps to eliminate unwanted, or pursue desired, inflation risks and (iii) currency derivatives to hedge or gain exposure to currencies or replicate currency exposure of the underlying securities of a bond index. The long and short active currency positions implemented by the fund may not be correlated with the underlying securities positions held by the fund.

In addition to core derivatives (see “How the Funds Use Instruments and Techniques”), the fund intends to use TRS.

TRS (including CFD) usage Expected 10%; maximum 50%.

Securities lending Expected 15%; maximum 30%.

Repos/reverse repos Expected 0%; maximum 30%.

BENCHMARK(S) Bloomberg World Government Inflation-Linked 1 to 10 Year Index, a broad market index that does not take into account ESG factors. **Used for:** investment selection, risk monitoring, and performance comparison.

The fund invests in securities of the benchmark, however, the management of the fund is discretionary, therefore the fund may invest in securities not included in the benchmark, and its performance over any period may or may not deviate significantly from that of the benchmark.

BASE CURRENCY USD.

Main Risks

See “Risk Descriptions” for more information.

- Concentration
- Convertible securities
- Counterparty and collateral
- Credit
- Currency
- Derivatives
- Emerging markets
- Hedging
- High yield
- Interest rate
- Investment fund
- Liquidity
- Market
- Operational
- Sustainable investing

RISK MANAGEMENT METHOD Commitment.

Planning Your Investment

ORDER PROCESSING Requests to buy, switch or sell fund shares that are received and accepted by the Management Company by 4:00 PM CET (3:00 PM UK time) on any Valuation Day are ordinarily processed at the NAV for that Valuation Day. Settlement normally occurs within 3 business days.

Main Share Classes

Class	Minimum Investment (USD) ¹		Maximum Dealing Fees	Maximum Annual Fees	
	Initial and holding	Subsequent	Entry	Management	Distribution
A	2,500	1,000	3.50%	0.50%	—
E	2,500	1,000	—	0.50%	0.15%
I	10 million	100,000	—	0.30%	—
W, Y	2,500	1,000	—	0.30%	—

Where Class B shares are available the annual management fee of those Shares will be the same as that of the Class A Shares. For a current and complete list of available share classes, including currency hedged, please see section “Investing in Funds”. See section “Fund Fees and Costs” for detailed explanation of above fees.
¹ Or equivalent in any other freely convertible currency.

Global Short Duration Income Fund

Investment Objective and Policy

OBJECTIVE The fund aims to provide income whilst maintaining an average duration of investments not exceeding three years.

INVESTMENT POLICY The fund invests at least 70% of its assets, in debt securities including investment grade corporate bonds and government bonds of varying maturities, below investment grade and emerging market bonds, from anywhere in the world and denominated in various currencies. The fund may also invest in money market instruments and/or other short term debt instruments including certificates of deposit, commercial paper and floating rate notes, cash and cash equivalents.

The fund may invest in the following assets according to the percentages indicated:

- below investment grade debt securities: up to 50%
- investment grade debt securities: at least 50%
- Listed China onshore debt securities (directly and/or indirectly): less than 30% (in aggregate).

The portfolio seeks to maintain an overall average credit rating of investment grade.

INVESTMENT PROCESS In actively managing the fund, the Investment Manager uses in-house research and investment capabilities to identify suitable opportunities across bond issuers, sectors, geographies and security types. This may include an assessment of bond issuers’ creditworthiness, macroeconomic factors, and valuations.

The Investment Manager considers ESG characteristics when assessing investment risks and opportunities. In determining ESG characteristics, the Investment Manager takes into account ESG ratings provided by Fidelity or external agencies.

The fund aims to achieve an ESG score of its portfolio greater than that of its investment universe. Through the investment management process the Investment Manager aims to ensure that investee issuers follow good governance practices.

For more information, see “Sustainable Investing and ESG Integration” and the Sustainability Annex.

SFDR product category Article 8 (promotes environmental and/or social characteristics).

DERIVATIVES AND TECHNIQUES The fund may use derivatives for hedging, efficient portfolio management and investment purposes.

In addition to core derivatives (see “How the Funds Use Instruments and Techniques”), the fund intends to use TRS..

TRS (including CFD) usage Expected 10%; maximum 50%.

Securities lending Expected 15%; maximum 30%.

Repos/reverse repos Expected 0%; maximum 30%.

BENCHMARK(S) None.

BASE CURRENCY USD.

Main Risks

See “Risk Descriptions” for more information.

- China
- CoCo bonds
- Convertible securities
- Counterparty and collateral
- Credit
- Currency
- Derivatives
- Distressed securities
- Emerging markets
- Hedging
- High yield
- Interest rate
- Investment fund
- Liquidity
- Market
- Operational
- Sustainable investing

RISK MANAGEMENT METHOD Commitment.

Planning Your Investment

ORDER PROCESSING Requests to buy, switch or sell fund shares that are received and accepted by the Management Company by 4:00 PM CET (3:00 PM UK time) on any Valuation Day are ordinarily processed at the NAV for that Valuation Day. Settlement normally occurs within 3 business days.

Main Share Classes

Class	Minimum Investment (USD) ¹		Maximum Dealing Fees	Maximum Annual Fees	
	Initial and holding	Subsequent	Entry	Management	Distribution
A	2,500	1,000	3.50%	0.75%	—
E	2,500	1,000	—	0.75%	0.30%
I	10 million	100,000	—	0.40%	—
W, Y	2,500	1,000	—	0.40%	—

Where Class B shares are available the annual management fee of those Shares will be the same as that of the Class A Shares. For a current and complete list of available share classes, including currency hedged, please see section “Investing in Funds”. See section “Fund Fees and Costs” for detailed explanation of above fees.
¹ Or equivalent in any other freely convertible currency.

Fidelity Funds – Strategic Bond Fund

Investment Objective and Policy

OBJECTIVE The fund aims to achieve capital growth over time and provide income.

INVESTMENT POLICY The fund invests at least 70% of its assets, in debt securities which may include government, inflation linked, investment grade and below investment grade corporate debt securities and money market instruments. These investments may be from anywhere in the world, including emerging markets.

The fund may invest in the following assets according to the percentages indicated:

- Listed China onshore bonds (directly and/or indirectly): less than 30% (in aggregate)
- hybrids and contingent convertible (CoCo) bonds: less than 30%, with less than 20% in CoCos.

The fund's exposure to distressed securities is limited to 10% of its assets.

INVESTMENT PROCESS In actively managing the fund, the Investment Manager uses in-house research and investment capabilities to identify suitable opportunities across bond issuers, sectors, geographies, and security types. This may include an assessment of bond issuers' creditworthiness, macroeconomic factors, and valuations.

The Investment Manager considers ESG characteristics when assessing investment risks and opportunities. In determining ESG characteristics, the Investment Manager takes into account ESG ratings provided by Fidelity or external agencies.

The fund aims to achieve an ESG score of its portfolio greater than that of its benchmark. Through the investment management process, the Investment Manager aims to ensure that investee issuers follow good governance practices.

For more information, see "Sustainable Investing and ESG Integration" and the Sustainability Annex.

SFDR product category Article 8 (promotes environmental and/or social characteristics).

DERIVATIVES AND TECHNIQUES The fund may use derivatives for hedging, efficient portfolio management and investment purposes. The fund may use long or short positions.

The fund uses derivatives including complex derivative instruments or strategies, to meet the investment objectives of the fund with a level of risk which is consistent with the risk profile of the fund. Derivatives may be used to create economic exposure to the underlying asset, this may include futures, forwards, options, and swaps. The fund will use (i) index, basket or single credit default and total return swaps to

gain exposure or reduce credit risk of issuers, (ii) interest rate futures, swaps or options to actively manage the level of interest rate risk and (iii) currency derivatives to hedge or gain exposure to currencies. The long and short active currency positions implemented by the fund may not be correlated with the underlying securities positions held by the fund.

In addition to core derivatives (see "How the Funds Use Instruments and Techniques"), the fund intends to use TRS.

TRS (including CFD) usage Expected 40%; maximum 200%.

Securities lending Expected 15%; maximum 30%.

Repos/reverse repos Expected 15%; maximum 30%.

BENCHMARK(S) ICE BofA Q944 Custom Index (a custom blend of government, investment grade and high yield corporate bond indices), broad market indices that do not take into account ESG characteristics. **Used for:** performance comparison only.

BASE CURRENCY USD.

Main Risks

See "Risk Descriptions" for more information.

- China
- Convertible securities
- Counterparty and collateral
- Credit
- Currency
- Derivatives
- Distressed securities
- Emerging markets
- Hedging
- High yield
- Interest rate
- Investment fund
- Leverage
- Liquidity
- Market
- Operational
- Short position
- Sovereign debt
- Sustainable investing

RISK MANAGEMENT METHOD Absolute VaR, limited to 10%. Expected gross leverage: 500% (may be higher or lower but not expected to exceed 1000%).

Planning Your Investment

ORDER PROCESSING Requests to buy, switch or sell fund shares that are received and accepted by the Management Company by 4:00 PM CET (3:00 PM UK time) on any Valuation Day are ordinarily processed at the NAV for that Valuation Day. Settlement normally occurs within 3 business days.

Main Share Classes

Class	Minimum Investment (USD) ¹		Maximum Dealing Fees	Maximum Annual Fees	
	Initial and holding	Subsequent	Entry	Management	Distribution
A	2,500	1,000	3.50%	1.00%	—
E	2,500	1,000	—	1.00%	0.60%
I	10 million	100,000	—	0.50%	—
W/ Y	2,500	1,000	—	0.50%	—

Where Class B shares are available the annual management fee of those Shares will be the same as that of the Class A Shares. For a current and complete list of available share classes, including currency hedged, please see section "Investing in Funds". See section "Fund Fees and Costs" for detailed explanation of above fees.

¹ Or equivalent in any other freely convertible currency.

Fidelity Funds – US Dollar Bond Fund

Investment Objective and Policy

OBJECTIVE The fund aims to achieve capital growth over time and provide income.

INVESTMENT POLICY The fund invests at least 70% (and normally 75%) of its assets, in US dollar denominated debt securities.

The fund may also invest in money market instruments on an ancillary basis.

INVESTMENT PROCESS In actively managing the fund, the Investment Manager uses in-house research and investment capabilities to identify suitable opportunities across bond issuers, sectors, geographies, and security types. This may include an assessment of bond issuers' creditworthiness, macroeconomic factors, and valuations.

The Investment Manager considers ESG characteristics when assessing investment risks and opportunities. In determining ESG characteristics, the Investment Manager takes into account ESG ratings provided by Fidelity or external agencies.

The fund aims to achieve an ESG score of its portfolio greater than that of its benchmark. Through the investment management process the Investment Manager aims to ensure that investee issuers follow good governance practices.

For more information, see "Sustainable Investing and ESG Integration" and the Sustainability Annex.

SFDR product category Article 8 (promotes environmental and/or social characteristics).

DERIVATIVES AND TECHNIQUES The fund may use derivatives for hedging, efficient portfolio management and investment purposes.

In addition to core derivatives (see "How the Funds Use Instruments and Techniques"), the fund intends to use TRS

TRS (including CFD) usage Expected 10%; maximum 50%.

Securities lending Expected 15%; maximum 30%.

Repos/reverse repos Expected 0%; maximum 30%.

BENCHMARK(S) ICE BofA Q4AR Custom Index (a custom USD Aggregate Bond index which excludes the Federal Reserve SOMA holdings), a broad market index that does not take into account ESG characteristics. **Used for:** risk monitoring, investment selection and performance comparison.

The fund invests in securities of the benchmark, however, the management of the fund is discretionary, therefore the fund may invest in securities not included in the benchmark, and its performance over an period may or may not deviate significantly from that of the benchmark.

BASE CURRENCY USD.

Main Risks

See "Risk Descriptions" for more information.

- CoCo bonds
- Concentration
- Convertible securities
- Counterparty and collateral
- Credit
- Currency
- Derivatives
- Distressed securities
- Hedging
- High yield
- Interest rate
- Investment fund
- Liquidity
- Market
- Operational
- Sustainable investing

RISK MANAGEMENT METHOD Commitment.

Planning Your Investment

ORDER PROCESSING Requests to buy, switch or sell fund shares that are received and accepted by the Management Company by 4:00 PM CET (3:00 PM UK time) on any Valuation Day are ordinarily processed at the NAV for that Valuation Day. Settlement normally occurs within 3 business days.

Main Share Classes

Class	Minimum Investment (USD) ¹		Maximum Dealing Fees	Maximum Annual Fees	
	Initial and holding	Subsequent	Entry	Management	Distribution
A	2,500	1,000	3.50%	0.75%	—
E	2,500	1,000	-	0.75%	0.40%
I	10 million	100,000	—	0.40%	—
W/ Y	2,500	1,000	—	0.40%	—

Where Class B shares are available the annual management fee of those Shares will be the same as that of the Class A Shares. For a current and complete list of available share classes, including currency hedged, please see section "Investing in Funds". See section "Fund Fees and Costs" for detailed explanation of above fees.
¹ Or equivalent in any other freely convertible currency.

Fidelity Funds – US High Yield Fund

Investment Objective and Policy

OBJECTIVE The fund aims to achieve capital growth over time and provide a high level of income.

INVESTMENT POLICY The fund invests at least 70% of its assets, in high yielding below investment grade debt securities of issuers that do most of their business in the United States. These securities will be subject to high risk and will not be required to meet a minimum rating standard and may not be rated for creditworthiness by an internationally recognised rating agency. The fund may also invest in money market instruments on an ancillary basis.

The fund's exposure to distressed securities is limited to 10% of its assets.

INVESTMENT PROCESS In actively managing the fund, the Investment Manager uses in-house research and investment capabilities to identify suitable opportunities across bond issuers, sectors, geographies, and security types. This may include an assessment of bond issuers' creditworthiness, macroeconomic factors, and valuations.

The Investment Manager considers ESG characteristics when assessing investment risks and opportunities. In determining ESG characteristics, the Investment Manager takes into account ESG ratings provided by Fidelity or external agencies.

The fund aims to achieve an ESG score of its portfolio greater than that of its benchmark. Through the investment management process the Investment Manager aims to ensure that investee issuers follow good governance practices.

For more information, see "Sustainable Investing and ESG Integration" and the Sustainability Annex.

SFDR product category Article 8 (promotes environmental and/or social characteristics).

DERIVATIVES AND TECHNIQUES The fund may use derivatives for hedging, efficient portfolio management and investment purposes.

TRS (including CFD) usage None

Securities lending Expected 15%; maximum 30%.

Repos/reverse repos Expected 0%; maximum 30%.

BENCHMARK(S) ICE BofA US High Yield Constrained Index a broad market index that does not take into account ESG characteristics. **Used for:** performance comparison.

BASE CURRENCY USD.

Main Risks

See "Risk Descriptions" for more information.

- Concentration
- Convertible securities
- Counterparty and collateral
- Credit
- Currency
- Derivatives
- Distressed securities
- Emerging markets
- Hedging
- High yield
- Interest rate
- Investment fund
- Liquidity
- Market
- Operational
- Sustainable Investing

RISK MANAGEMENT METHOD Commitment.

Planning Your Investment

ORDER PROCESSING Requests to buy, switch or sell fund shares that are received and accepted by the Management Company by 4:00 PM CET (3:00 PM UK time) on any Valuation Day are ordinarily processed at the NAV for that Valuation Day. Settlement normally occurs within 3 business days.

Main Share Classes

Class	Minimum Investment (USD) ¹		Maximum Dealing Fees	Maximum Annual Fees	
	Initial and holding	Subsequent	Entry	Management	Distribution
A	2,500	1,000	3.50%	1.00%	—
E	2,500	1,000	—	1.00%	0.50%
I	10 million	100,000	—	0.65%	—
W, Y	2,500	1,000	—	0.65%	—

Where Class B shares are available the annual management fee of those Shares will be the same as that of the Class A Shares. For a current and complete list of available share classes, including currency hedged, please see section "Investing in Funds". See section "Fund Fees and Costs" for detailed explanation of above fees.
¹ Or equivalent in any other freely convertible currency.

Fidelity Funds – Euro Bond Fund

Investment Objective and Policy

OBJECTIVE The fund aims to achieve capital growth over time and provide income.

INVESTMENT POLICY The fund invests at least 70% of its assets, in debt securities denominated in Euro. The fund may also invest in money market instruments on an ancillary basis.

The fund may invest in the following assets according to the percentages indicated:

- hybrids and contingent convertible (CoCo) bonds: less than 30%, with CoCos less than 20%.

The fund may also invest in other subordinated financial debt and preference shares.

INVESTMENT PROCESS In actively managing the fund, the Investment Manager uses in-house research and investment capabilities to identify suitable opportunities across bond issuers, sectors, geographies, and security types. This may include an assessment of bond issuers' creditworthiness, macroeconomic factors, and valuations.

The Investment Manager considers ESG characteristics when assessing investment risks and opportunities. In determining ESG characteristics, the Investment Manager takes into account ESG ratings provided by Fidelity or external agencies.

The fund aims to achieve an ESG score of its portfolio greater than that of its benchmark. Through the investment management process the Investment Manager aims to ensure that investee issuers follow good governance practices.

For more information, see "Sustainable Investing and ESG Integration" and the Sustainability Annex.

SFDR product category Article 8 (promotes environmental and/or social characteristics).

DERIVATIVES AND TECHNIQUES The fund may use derivatives for hedging efficient portfolio management and investment purposes.

In addition to core derivatives (see "How the Funds Use Instruments and Techniques"), the fund intends to use TRS.

TRS (including CFD) usage Expected 10%; maximum 50%.

Securities lending Expected 15%; maximum 30%.

Repos/reverse repos Expected 0%; maximum 30%.

BENCHMARK(S) ICE BofA Euro Large Cap Index a broad market index that does not take into account ESG characteristics. **Used for:** risk monitoring, investment selection and performance comparison.

The fund invests in securities of the benchmark, however, the management of the fund is discretionary, therefore the fund may invest in securities not included in the benchmark, and its performance over any period may or may not deviate significantly from that of the benchmark.

BASE CURRENCY EUR.

Main Risks

See "Risk Descriptions" for more information.

- CoCo bonds
- Concentration
- Convertible securities
- Counterparty and collateral
- Credit
- Currency
- Derivatives
- Hedging
- Interest rate
- Investment fund
- Liquidity
- Market
- Operational
- Sustainable investing

RISK MANAGEMENT METHOD Commitment.

Planning Your Investment

ORDER PROCESSING Requests to buy, switch or sell fund shares that are received and accepted by the Management Company by 4:00 PM CET (3:00 PM UK time) on any Valuation Day are ordinarily processed at the NAV for that Valuation Day. Settlement normally occurs within 3 business days.

Main Share Classes

Class	Minimum Investment (USD) ¹		Maximum Dealing Fees	Maximum Annual Fees	
	Initial and holding	Subsequent	Entry	Management	Distribution
A	2,500	1,000	3.50%	0.75%	—
E	2,500	1,000	—	0.75%	0.40%
I	10 million	100,000	—	0.40%	—
W/ Y	2,500	1,000	—	0.40%	—

Where Class B shares are available the annual management fee of those Shares will be the same as that of the Class A Shares. For a current and complete list of available share classes, including currency hedged, please see section "Investing in Funds". See section "Fund Fees and Costs" for detailed explanation of above fees.
¹ Or equivalent in any other freely convertible currency.

European High Yield Fund

Investment Objective and Policy

OBJECTIVE The fund aims to achieve capital growth over time and provide a high level of income.

INVESTMENT POLICY The fund invests at least 70% of its assets, in high-yielding below investment grade debt securities of issuers that are headquartered, or do most of their business, in Western, Central and Eastern Europe (including Russia), including emerging markets. These securities will be subject to high risk, will not be required to meet a minimum rating standard, although, most, but not all, will be rated for creditworthiness by an internationally recognised rating agency. The fund may also invest in money market instruments on an ancillary basis.

The fund may invest in the following assets according to the percentages indicated:

- hybrids and contingent convertible (CoCo) bonds: less than 30%, with CoCos less than 20%

The fund may invest in other subordinated financial debt and preference shares.

The fund's exposure to distressed securities is limited to 10% of its assets.

INVESTMENT PROCESS In actively managing the fund, the Investment Manager uses in-house research and investment capabilities to identify suitable opportunities across bond issuers, sectors, geographies, and security types. This may include an assessment of bond issuers' creditworthiness, macroeconomic factors, and valuations.

The Investment Manager considers ESG characteristics when assessing investment risks and opportunities. In determining ESG characteristics, the Investment Manager takes into account ESG ratings provided by Fidelity or external agencies.

The fund aims to achieve an ESG score of its portfolio greater than that of its benchmark. Through the investment management process, the Investment Manager aims to ensure that investee issuers follow good governance practices.

For more information, see "Sustainable Investing and ESG Integration" and the Sustainability Annex.

SFDR product category Article 8 (promotes environmental and/or social characteristics).

DERIVATIVES AND TECHNIQUES The fund may use derivatives for hedging, efficient portfolio management and investment purposes.

In addition to core derivatives (see "How the Funds Use Instruments and Techniques"), the fund intends to use TRS.

TRS (including CFD) usage Expected 40%; maximum 200%.

Securities lending Expected 15%; maximum 30%.

Repos/reverse repos Expected 0%; maximum 30%.

BENCHMARK(S) ICE BofA Global High Yield European Issuers Constrained (Level 4 20% Cap) Index, a broad market index that does not take into account ESG characteristics. **Used for:** investment selection, risk monitoring, and performance comparison.

The fund invests in securities of the benchmark, however, the management of the fund is discretionary, therefore the fund may invest in securities not included in the benchmark, and its performance over any period may or may not deviate significantly from that of the benchmark.

BASE CURRENCY EUR.

Main Risks

See "Risk Descriptions" for more information.

- CoCo bonds
- Convertible securities
- Counterparty and collateral
- Credit
- Currency
- Derivatives
- Distressed securities
- Emerging markets
- Hedging
- High yield
- Interest rate
- Investment fund
- Liquidity
- Market
- Operational
- Russia
- Sustainable investing

RISK MANAGEMENT METHOD Commitment.

Planning Your Investment

ORDER PROCESSING Requests to buy, switch or sell fund shares that are received and accepted by the Management Company by 4:00 PM CET (3:00 PM UK time) on any Valuation Day are ordinarily processed at the NAV for that Valuation Day. Settlement normally occurs within 3 business days.

Main Share Classes

Class	Minimum Investment (USD) ¹		Maximum Dealing Fees	Maximum Annual Fees	
	Initial and holding	Subsequent	Entry	Management	Distribution
A	2,500	1,000	3.50%	1.00%	—
E	2,500	1,000	—	1.00%	0.25%
I	10 million	100,000	—	0.65%	—
W, Y	2,500	1,000	—	0.65%	—

Where Class B shares are available the annual management fee of those Shares will be the same as that of the Class A Shares. For a current and complete list of available share classes, including currency hedged, please see section "Investing in Funds". See section "Fund Fees and Costs" for detailed explanation of above fees.
¹ Or equivalent in any other freely convertible currency.

Fidelity Funds – Asian Bond Fund

Investment Objective and Policy

OBJECTIVE The fund aims to achieve capital growth over time and provide income.

INVESTMENT POLICY The fund invests at least 70% of its assets, in investment grade debt securities of issuers that do most of their business in the Asian region, including emerging markets. The fund may also invest in money market instruments on an ancillary basis.

The fund may invest in the following assets according to the percentages indicated:

- hybrids and contingent convertible (CoCo) bonds: less than 30%, with less than 20% in CoCos.

The fund may also invest in other subordinated financial debt and preference shares.

The fund's exposure to distressed securities is limited to 10% of its assets.

INVESTMENT PROCESS In actively managing the fund, the Investment Manager uses in-house research and investment capabilities to identify suitable opportunities across issuers, sectors, geographies, and security types. This may include an assessment of bond issuers' creditworthiness, macroeconomic factors, and valuations. The Investment Manager takes into account Sustainability Risks in its investment process.

For more information, see "Sustainable Investing and ESG Integration".

DERIVATIVES AND TECHNIQUES The fund may use derivatives for hedging, efficient portfolio management and investment purposes.

In addition to core derivatives (see "How the Funds Use Instruments and Techniques"), the fund intends to use TRS.

TRS (including CFD) usage Expected 10%; maximum 50%.

Securities lending Expected 15%; maximum 30%.

Repos/reverse repos Expected 0%; maximum 30%.

BENCHMARK(S) ICE BofA Asia Dollar Investment Grade Index. Used for: investment selection, risk monitoring and performance comparison.

The fund invests in securities of the benchmark, however, the management of the fund is discretionary, therefore the fund may invest in securities not included in the benchmark, and its performance over any period may or may not deviate significantly from that of the benchmark.

BASE CURRENCY USD.

Main Risks

See "Risk Descriptions" for more information.

- China
- CoCo bonds
- Concentration
- Convertible securities
- Counterparty and collateral
- Credit
- Currency
- Derivatives
- Distressed securities
- Emerging markets
- Hedging
- Interest rate
- Investment fund
- Liquidity
- Market
- Operational

RISK MANAGEMENT METHOD Commitment.

Planning Your Investment

ORDER PROCESSING Requests to buy, switch or sell fund shares that are received and accepted by the Management Company by 1:00 PM CET (12:00 PM UK time) on any Valuation Day are ordinarily processed at the NAV for that Valuation Day. Settlement normally occurs within 3 business days.

Main Share Classes

Class	Minimum Investment (USD) ¹		Maximum Dealing Fees	Maximum Annual Fees	
	Initial and holding	Subsequent	Entry	Management	Distribution
A	2,500	1,000	3.50%	0.75%	—
E	2,500	1,000	—	0.75%	0.40%
I	10 million	100,000	—	0.40%	—
W, Y	2,500	1,000	—	0.40%	—

Where Class B shares are available the annual management fee of those Shares will be the same as that of the Class A Shares. For a current and complete list of available share classes, including currency hedged, please see section "Investing in Funds". See section "Fund Fees and Costs" for detailed explanation of above fees.
¹ Or equivalent in any other freely convertible currency.

Fidelity Funds – Asian High Yield Fund

Investment Objective and Policy

OBJECTIVE The fund aims to achieve capital growth over time and provide a high level of income.

INVESTMENT POLICY The fund invests at least 70% of its assets, in high-yielding below investment grade debt securities of issuers, or in high-yielding debt securities of below investment grade issuers, that do most of their business in the Asian region, including emerging markets. These securities will be subject to high risk and will not be required to meet a minimum rating standard and may not be rated for creditworthiness by an internationally recognised rating agency. The fund may also invest in money market instruments on an ancillary basis.

The fund may invest in the following assets according to the percentages indicated:

- Listed China onshore bonds (directly and/or indirectly): less than 30% (in aggregate).
- hybrids and contingent convertible (CoCo) bonds: less than 30%, with less than 20% in CoCos.

The fund may also invest in other subordinated financial debt and preference shares.

The fund's exposure to distressed securities is limited to 10% of its assets.

INVESTMENT PROCESS In actively managing the fund, the Investment Manager uses in-house research and investment capabilities to identify suitable opportunities across bond issuers, sectors, geographies, and security types. This may include an assessment of bond issuers' creditworthiness, macroeconomic factors, and valuations. The Investment Manager takes into account Sustainability Risks in its investment process. For more information, see "Sustainable Investing and ESG Integration".

DERIVATIVES AND TECHNIQUES The fund may use derivatives for hedging, efficient portfolio management and investment purposes.

In addition to core derivatives (see "How the Funds Use Instruments and Techniques"), the fund intends to use TRS.

TRS (including CFD) usage Expected 10%; maximum 50%.

Securities lending Expected 15%; maximum 30%.

Repos/reverse repos Expected 0%; maximum 30%.

BENCHMARK(S) J.P. Morgan Asia Credit Non-Investment Grade Index. **Used for:** investment selection, risk monitoring and performance comparison.

The fund invests in securities of the benchmark, however, the management of the fund is discretionary, therefore the fund may invest in securities not included in the benchmark, and its performance over any period may or may not deviate significantly from that of the benchmark.

BASE CURRENCY USD.

Main Risks

See "Risk Descriptions" for more information.

- China
- CoCo bonds
- Concentration
- Convertible securities
- Counterparty and collateral
- Credit
- Currency
- Derivatives
- Distressed securities
- Emerging markets
- Hedging
- High yield
- Interest rate
- Investment fund
- Liquidity
- Market
- Operational

RISK MANAGEMENT METHOD Commitment.

Planning Your Investment

ORDER PROCESSING Requests to buy, switch or sell fund shares that are received and accepted by the Management Company by 1:00 PM CET (12:00 noon UK time) on any Valuation Day are ordinarily processed at the NAV for that Valuation Day. Settlement normally occurs within 5 business days.

Main Share Classes

Class	Minimum Investment (USD) ¹		Maximum Dealing Fees	Maximum Annual Fees	
	Initial and holding	Subsequent	Entry	Management	Distribution
A	2,500	1,000	3.50%	1.00%	—
E	2,500	1,000	—	1.00%	0.50%
I	10 million	100,000	—	0.65%	—
W/ Y	2,500	1,000	—	0.65%	—

Where Class B shares are available the annual management fee of those Shares will be the same as that of the Class A Shares. For a current and complete list of available share classes, including currency hedged, please see section "Investing in Funds". See section "Fund Fees and Costs" for detailed explanation of above fees.

¹ Or equivalent in any other freely convertible currency.

Asia Pacific Strategic Income Fund

Investment Objective and Policy

OBJECTIVE The fund aims to achieve capital growth over time and provide income.

INVESTMENT POLICY The fund invests at least 70% of its assets, in a broad range of debt securities of issuers that are headquartered, or do most of their business in Asia Pacific, including emerging markets. Some of these investments may be below investment grade or unrated. The fund may also invest in money market instruments on an ancillary basis.

The fund may invest in the following assets according to the percentages indicated:

- Asia Pacific local currency bonds: up to 80%
- below investment grade bonds: up to 90%
- hybrids and contingent convertible (CoCo) bonds: less than 30%, with CoCos less than 20%
- Listed China onshore bonds including urban investment bonds, asset-backed securities and below investment grade, or unrated bonds (directly and/or indirectly): up to 50% (in aggregate)
- China offshore bonds (including dim sum bonds): up to 50%
- emerging market bonds: up to 100%.

The fund may also invest in other subordinated financial debt and preference shares.

The fund's exposure to distressed securities is limited to 10% of its assets.

INVESTMENT PROCESS In actively managing the fund, the Investment Manager uses in-house research and investment capabilities to identify suitable opportunities across bond issuers, sectors, geographies, and security types. This may include an assessment of bond issuers' creditworthiness, macroeconomic factors, and valuations. The fund will actively allocate among below investment grade and emerging market bonds. The Investment Manager takes into account Sustainability Risks in its investment process.

For more information, see "Sustainable Investing and ESG Integration".

DERIVATIVES AND TECHNIQUES The fund may use derivatives for hedging, efficient portfolio management and investment purposes.

In addition to core derivatives (see "How the Funds Use Instruments and Techniques"), the fund intends to use TRS.

TRS (including CFD) usage Expected 10%; maximum 50%.

Securities lending Expected 15%; maximum 30%.

Repos/reverse repos Expected 0%; maximum 30%.

BENCHMARK(S) None.

BASE CURRENCY USD.

Main Risks

See "Risk Descriptions" for more information.

- China
- CoCo bonds
- Concentration
- Convertible securities
- Counterparty and collateral
- Credit
- Currency
- Derivatives
- Distressed securities
- Emerging markets
- Hedging
- High yield
- Interest rate
- Investment fund
- Liquidity
- Market
- Operational

RISK MANAGEMENT METHOD Commitment.

Planning Your Investment

ORDER PROCESSING Requests to buy, switch or sell fund shares that are received and accepted by the Management Company by 1:00 PM CET (12:00 PM UK time) on any Valuation Day are ordinarily processed at the NAV for that Valuation Day. Settlement normally occurs within 3 business days.

Main Share Classes

Class	Minimum Investment (USD) ¹		Maximum Dealing Fees		Maximum Annual Fees	
	Initial and holding	Subsequent	Entry	Management	Distribution	
A	2,500	1,000	3.50%	1.00%	—	
E	2,500	1,000	—	1.00%	0.50%	
I	10 million	100,000	—	0.65%	—	
W/ Y	2,500	1,000	—	0.65%	—	

Where Class B shares are available the annual management fee of those Shares will be the same as that of the Class A Shares. For a current and complete list of available share classes, including currency hedged, please see section "Investing in Funds". See section "Fund Fees and Costs" for detailed explanation of above fees.

¹ Or equivalent in any other freely convertible currency.

Fidelity Funds — China High Yield Fund

Investment Objective and Policy

OBJECTIVE The fund aims to provide a high level of income over time.

INVESTMENT POLICY The fund invests at least 70% of its assets, in below investment grade or unrated debt securities of issuers that are headquartered or do most of their business in the Greater China region, including China, Hong Kong, Macau and Taiwan. These securities will be subject to high risk and will not be required to meet a minimum rating standard and may not be rated for creditworthiness by an internationally recognised rating agency. The fund may also invest in money market instruments on an ancillary basis.

The fund may invest in the following assets according to the percentages indicated:

- China offshore bonds (including dim sum bonds): up to 100%
- Listed China onshore corporate and government bonds including urban investment bonds, asset-backed securities and below investment grade, or unrated bonds (directly and/or indirectly): up to 60% (in aggregate)
- hybrids and contingent convertible (CoCo) bonds: less than 30%, with less than 20% in CoCos.

The fund may also invest in other subordinated financial debt and preference shares.

The fund's exposure to distressed securities is limited to 10% of its assets.

Investments of the fund are not currency constrained.

INVESTMENT PROCESS In actively managing the fund, the Investment Manager uses in-house research and investment capabilities to identify suitable opportunities across bond issuers, sectors, geographies, and security types. This may include an assessment of a bond issuers' creditworthiness, macroeconomic factors, and valuations. The Investment Manager takes into account Sustainability Risks in its investment process.

For more information, see "Sustainable Investing and ESG Integration".

DERIVATIVES AND TECHNIQUES The fund may use derivatives for hedging, efficient portfolio management and investment purposes.

In addition to core derivatives (see "How the Funds Use Instruments and Techniques"), the fund intends to use TRS.

TRS (including CFD) usage Expected 10%; maximum 50%.

Securities lending Expected 15%; maximum 30%.

Repos/reverse repos Expected 0%; maximum 30%.

BENCHMARK(S) ICE BofA Asian Dollar High Yield Corporate China Issuers Index. Used for: performance comparison only. The Investment Manager is not constrained by the benchmark and there are no restrictions on the extent to which the fund's performance may deviate from that of the benchmark.

BASE CURRENCY USD.

Main Risks

See "Risk Descriptions" for more information.

- China
- CoCo bonds
- Concentration
- Convertible securities
- Counterparty and collateral
- Credit
- Currency
- Derivatives
- Distressed securities
- Emerging markets
- Hedging
- High yield
- Interest rate
- Investment fund
- Liquidity
- Market
- Operational

RISK MANAGEMENT METHOD Commitment.

Planning Your Investment

ORDER PROCESSING Requests to buy, switch or sell fund shares that are received and accepted by the Management Company by 1:00 PM CET (12:00 noon UK time) on any Valuation Day are ordinarily processed at the NAV for that Valuation Day. Settlement normally occurs within 3 business days.

Main Share Classes

Class	Minimum Investment (USD) ¹		Maximum Dealing Fees	Maximum Annual Fees	
	Initial and holding	Subsequent	Entry	Management	Distribution
A	2,500	1,000	3.50%	1.20%	—
E	2,500	1,000	—	1.20%	0.50%
I	10 million	100,000	—	0.70%	—
W, Y	2,500	1,000	—	0.70%	—

Where Class B shares are available the annual management fee of those Shares will be the same as that of the Class A Shares. For a current and complete list of available share classes, including currency hedged, please see section "Investing in Funds". See section "Fund Fees and Costs" for detailed explanation of above fees.
¹ Or equivalent in any other freely convertible currency.

Fidelity Funds – China RMB Bond Fund

Investment Objective and Policy

OBJECTIVE The fund aims to maximise total return over the long term.

INVESTMENT POLICY The fund aims to achieve its investment objective through exposure to RMB denominated debt, money market instruments, cash and cash equivalents (including term deposits). The fund invests at least 70% of its assets, in investment grade debt securities denominated in RMB, investment grade securities of issuers that do most of their business in the Asia Pacific region, securities denominated in RMB of investment grade issuers, or in securities of investment grade issuers that do most of their business in the Asia Pacific region, including emerging markets.

The fund may invest, directly or indirectly, in the following assets according to the percentages indicated:

- Listed China onshore bonds (directly and/or indirectly): up to 100%
- hybrids and contingent convertible (CoCo) bonds: less than 30%, with less than 20% in CoCos.

The fund may invest in other subordinated financial debt and preference shares.

The fund's exposure to distressed securities is limited to 10% of its assets.

Exposure to non-RMB investments may be hedged to maintain the currency exposure to RMB.

INVESTMENT PROCESS In actively managing the fund, the Investment Manager considers issuer financials, such as revenue and profit growth, cash flows and credit analysis, as well as market and macroeconomic factors.

The Investment Manager considers ESG characteristics when assessing investment risks and opportunities. In determining ESG characteristics, the Investment Manager takes into account ESG ratings provided by Fidelity or external agencies.

The fund aims to achieve an ESG score of its portfolio greater than that of its investment universe. Through the investment management process the Investment Manager aims to ensure that investee companies follow good governance practices.

For more information, see "Sustainable Investing and ESG Integration" and the Sustainability Annex.

SFDR product category Article 8 (promotes environmental and/or social characteristics).

DERIVATIVES AND TECHNIQUES The fund may use derivatives for hedging, efficient portfolio management and investment purposes.

In addition to core derivatives (see "How the Funds Use Instruments and Techniques"), the fund intends to use TRS.

TRS (including CFD) usage Expected 10%; maximum 50%.

Securities lending Expected 15%; maximum 30%.

Repos/reverse repos Expected 0%; maximum 30%.

BENCHMARK(S) None.

BASE CURRENCY CNH

Main Risks

See "Risk Descriptions" for more information.

- China
- CoCo bonds
- Concentration
- Convertible securities
- Counterparty and collateral
- Credit
- Currency
- Derivatives
- Distressed securities
- Emerging markets
- Hedging
- Interest rate
- Investment fund
- Liquidity
- Market
- Operational
- Sustainable investing

RISK MANAGEMENT METHOD Commitment.

Planning Your Investment

ORDER PROCESSING Requests to buy, switch or sell fund shares that are received and accepted by the Management Company by 1:00 PM CET (12:00 noon UK time) on any Valuation Day are ordinarily processed at the NAV for that Valuation Day. Settlement normally occurs within 3 business days.

Main Share Classes

Class	Minimum Investment (USD) ¹		Maximum Dealing Fees		Maximum Annual Fees	
	Initial and holding	Subsequent	Entry	Management	Distribution	
A	2,500	1,000	3.50%	0.75%	—	
E	2,500	1,000	—	0.75%	0.50%	
I	10 million	100,000	—	0.40%	—	
W, Y	2,500	1,000	—	0.40%	—	

Where Class B shares are available the annual management fee of those Shares will be the same as that of the Class A Shares. For a current and complete list of available share classes, including currency hedged, please see section "Investing in Funds". See section "Fund Fees and Costs" for detailed explanation of above fees.
¹ Or equivalent in any other freely convertible currency.

Emerging Market Corporate Debt Fund

Investment Objective and Policy

OBJECTIVE The fund aims to achieve capital growth over time and provide income.

INVESTMENT POLICY The fund invests at least 70% of its assets, in investment grade and below investment grade corporate debt securities from emerging markets that are denominated in globally traded major currencies (“hard currencies”). The fund may also invest in emerging market debt securities denominated in local currency and on an ancillary basis in money market instruments.

The fund may invest in the following assets according to the percentages indicated:

- Listed China onshore corporate and government bonds including urban investment bonds, asset-backed securities and below investment grade, or unrated bonds (directly and/or indirectly): less than 30% (in aggregate)
- hybrids and contingent convertible (CoCo) bonds: less than 30%, with CoCos less than 20%
- sovereign bonds of emerging market issuers: up to 25%.

The fund may also invest in other subordinated financial debt and preference shares.

The fund’s exposure to distressed securities is limited to 10% of its assets.

INVESTMENT PROCESS In actively managing the fund, the Investment Manager uses in-house research and investment capabilities to identify suitable opportunities across bond issuers, sectors, geographies, and security types. This may include an assessment of bond issuers’ creditworthiness, macroeconomic factors, and valuations.

The Investment Manager considers ESG factors when assessing investment risks and opportunities. In determining ESG factors, the Investment Manager takes into account ESG ratings provided by Fidelity or external agencies.

The fund aims to achieve an ESG score of its portfolio greater than that of its benchmark. Through the investment management process the Investment Manager aims to ensure that investee issuers follow good governance practices.

For more information, see “Sustainable Investing and ESG Integration” and the Sustainability Annex.

SFDR product category Article 8 (promotes environmental and/or social characteristics).

DERIVATIVES AND TECHNIQUES The fund may use derivatives for hedging, efficient portfolio management and investment purposes.

In addition to core derivatives (see “How the Funds Use Instruments and Techniques”), the fund intends to use TRS.

TRS (including CFD) usage Expected 10%; maximum 50%.

Securities lending Expected 15%; maximum 30%.

Repos/reverse repos Expected 0%; maximum 30%.

BENCHMARK(S) J.P. Morgan Corporate Emerging Market Bond Index - Broad Diversified, a broad market index that does not take into account ESG characteristics. **Used for:** risk monitoring, investment selection and performance comparison.

The fund invests in securities of the benchmark, however, the management of the fund is discretionary, therefore the fund may invest in securities not included in the benchmark, and its performance over any period may or may not deviate significantly from that of the benchmark.

BASE CURRENCY USD.

Main Risks

See “Risk Descriptions” for more information.

- China
- CoCo bonds
- Convertible securities
- Counterparty and collateral
- Credit
- Currency
- Derivatives
- Distressed securities
- Emerging markets
- Hedging
- High yield
- Interest rate
- Investment fund
- Liquidity
- Market
- Operational
- Sovereign debt
- Sustainable investing

RISK MANAGEMENT METHOD Commitment.

Planning Your Investment

ORDER PROCESSING Requests to buy, switch or sell fund shares that are received and accepted by the Management Company by 4:00 PM CET (3:00 PM UK time) on any Valuation Day are ordinarily processed at the NAV for that Valuation Day. Settlement normally occurs within 3 business days.

Main Share Classes

Class	Minimum Investment (USD) ¹		Maximum Dealing Fees		Maximum Annual Fees	
	Initial and holding	Subsequent	Entry	Management	Distribution	
A	2,500	1,000	3.50%	1.20%	—	
E	2,500	1,000	—	1.20%	0.40%	
I	10 million	100,000	—	0.65%	—	
Y	2,500	1,000	—	0.65%	—	

Where Class B shares are available the annual management fee of those Shares will be the same as that of the Class A Shares. For a current and complete list of available share classes, including currency hedged, please see section “Investing in Funds”. See section “Fund Fees and Costs” for detailed explanation of above fees.

¹ Or equivalent in any other freely convertible currency.

Emerging Market Debt Fund

Investment Objective and Policy

OBJECTIVE The fund aims to achieve capital growth over time and provide income.

INVESTMENT POLICY The fund invests at least 70% of its assets, in emerging market debt securities issued by governments, quasi governments, banks, financial institutions and corporate entities. The fund may also invest in other types of debt securities, equity securities, lower quality debt securities and on an ancillary basis in money market instruments.

The fund may invest in the following assets according to the percentages indicated:

- Listed China onshore bonds (directly and/or indirectly): less than 30% (in aggregate)
- hybrids and contingent convertible (CoCo) bonds: less than 30%, with CoCos less than 20%.

The fund may also invest in other subordinated financial debt and preference shares.

The fund is unconstrained in the amount that it may invest in below investment grade securities or issuers.

The fund's exposure to distressed securities is limited to 10% of its assets.

INVESTMENT PROCESS In actively managing the fund, the Investment Manager uses in-house research and investment capabilities to identify suitable opportunities across bond issuers, sectors, geographies, and security types. This may include an assessment of bond issuers' creditworthiness, macroeconomic factors, and valuations.

The Investment Manager considers ESG factors when assessing investment risks and opportunities. In determining ESG factors, the Investment Manager takes into account ESG ratings provided by Fidelity or external agencies.

The fund aims to achieve an ESG score of its portfolio greater than that of its benchmark. Through the investment management process the Investment Manager aims to ensure that investee issuers and countries follow good governance practices.

For more information, see "Sustainable Investing and ESG Integration" and the Sustainability Annex.

SFDR product category Article 8 (promotes environmental and/or social characteristics).

DERIVATIVES AND TECHNIQUES The fund may use derivatives for hedging, efficient portfolio management and investment purposes.

In addition to core derivatives (see "How the Funds Use Instruments and Techniques"), the fund intends to use TRS.

TRS (including CFD) usage Expected 10%; maximum 50%.

Securities lending Expected 15%; maximum 30%.

Repos/reverse repos Expected 0%; maximum 30%.

BENCHMARK(S) J.P. Morgan Emerging Markets Bond Index - Global Diversified, a broad market index that does not take into account ESG characteristics. **Used for:** risk monitoring, investment selection and performance comparison.

The fund invests in securities of the benchmark, however, the management of the fund is discretionary, therefore the fund may invest in securities not included in the benchmark, and its performance over any period may or may not deviate significantly from that of the benchmark.

BASE CURRENCY USD.

Main Risks

See "Risk Descriptions" for more information.

- China
- CoCo bonds
- Convertible securities
- Counterparty and collateral
- Credit
- Currency
- Derivatives
- Distressed securities
- Emerging markets
- Hedging
- High yield
- Interest rate
- Investment fund
- Liquidity
- Market
- Operational
- Russia
- Sustainable investing

RISK MANAGEMENT METHOD Commitment.

Planning Your Investment

ORDER PROCESSING Requests to buy, switch or sell fund shares that are received and accepted by the Management Company by 4:00 PM CET (3:00 PM UK time) on any Valuation Day are ordinarily processed at the NAV for that Valuation Day. Settlement normally occurs within 3 business days.

Main Share Classes

Class	Minimum Investment (USD) ¹		Maximum Dealing Fees	Maximum Annual Fees	
	Initial and holding	Subsequent	Entry	Management	Distribution
A	2,500	1,000	3.50%	1.20%	—
E	2,500	1,000	—	1.20%	0.40%
I	10 million	100,000	—	0.65%	—
W/ Y	2,500	1,000	—	0.65%	—

Where Class B shares are available the annual management fee of those Shares will be the same as that of the Class A Shares. For a current and complete list of available share classes, including currency hedged, please see section "Investing in Funds". See section "Fund Fees and Costs" for detailed explanation of above fees.
¹ Or equivalent in any other freely convertible currency.

European Multi Asset Income Fund

Investment Objective and Policy

OBJECTIVE The fund aims to provide income over time.

INVESTMENT POLICY The fund invests at least 70% of its assets in equities and debt securities of issuers that are listed, headquartered, or do most of their business in Europe, and European governments.

The fund may invest in the following assets according to the percentages indicated:

- European investment grade bonds: up to 70%
- European below investment grade bonds: up to 50%
- European equities: up to 50%
- European government bonds: up to 50%
- China A and B shares and listed onshore bonds (directly and/or indirectly): less than 10% (in aggregate)
- hybrids and contingent convertible (CoCo) bonds: less than 30%, with less than 20% in CoCos
- alternative investments, such as infrastructure securities and eligible REITs: up to 20%
- non-European investments (including equities, government bonds, investment or below investment grade bonds, emerging market debt or eligible alternative investments): up to 20%
- money market instruments: up to 25%
- SPACs: less than 5%

The fund's exposure to distressed securities is limited to 10% of its assets.

INVESTMENT PROCESS In actively managing the fund, the Investment Manager combines macroeconomic, market and fundamental company analysis to flexibly allocate investments across asset classes and geographic areas based on their potential to generate income. It considers ESG characteristics when assessing investment risks and opportunities. In determining ESG characteristics, the Investment Manager takes into account ESG ratings provided by Fidelity or external agencies. Through the investment management process, the Investment Manager aims to ensure that investee companies follow good governance practices.

The fund adheres to specific multi asset ESG criteria. For more information, see "Sustainable Investing and ESG Integration" and the Sustainability Annex.

SFDR product category Article 8 (promotes environmental and/or social characteristics).

DERIVATIVES AND TECHNIQUES The fund may use derivatives for hedging, efficient portfolio management and investment purposes.

In addition to core derivatives (see "How the Funds Use Instruments and Techniques"), the fund intends to use TRS.

TRS (including CFD) usage Expected 80%; maximum 300%.

Securities lending Expected 15%; maximum 30%.

Repos/reverse repos Expected 0%; maximum 30%.

BENCHMARK(S) None.

BASE CURRENCY EUR.

Main Risks

See "Risk Descriptions" for more information.

- Asset allocation
- China
- CoCo bonds
- Concentration
- Commodities
- Convertible securities
- Counterparty and collateral
- Credit
- Currency
- Derivatives
- Emerging markets
- Equities
- Hedging
- High yield
- Interest rate
- Investment fund
- Liquidity
- Market
- Operational
- Real estate
- Short position
- Sustainable investing

RISK MANAGEMENT METHOD Commitment.

Planning Your Investment

ORDER PROCESSING Requests to buy, switch or sell fund shares that are received and accepted by the Management Company by 4:00 PM CET (3:00 noon UK time) on any Valuation Day are ordinarily processed at the NAV for that Valuation Day. Settlement normally occurs within 3 business days.

Main Share Classes

Class	Minimum Investment (USD) ¹		Maximum Dealing Fees	Maximum Annual Fees	
	Initial and holding	Subsequent	Entry	Management	Distribution
A	2,500	1,000	5.25%	1.00%	—
E	2,500	1,000	—	1.00%	0.55%
I	10 million	100,000	—	0.60%	—
W/ Y	2,500	1,000	—	0.60%	—

Where Class B shares are available the annual management fee of those Shares will be the same as that of the Class A Shares. For a current and complete list of available share classes, including currency hedged, please see section "Investing in Funds". See section "Fund Fees and Costs" for detailed explanation of above fees.
¹ Or equivalent in any other freely convertible currency.

Global Multi Asset Income Fund

Investment Objective and Policy

OBJECTIVE The fund aims to achieve moderate capital growth over the medium to long term and provide income.

INVESTMENT POLICY The fund invests in a range of asset classes including debt securities, equities, real estate, infrastructure, from anywhere in the world, including emerging markets.

The fund may invest in the following assets according to the percentages indicated:

- investment grade bonds: up to 100%
- below investment grade bonds: up to 60%
- emerging market bonds: up to 50%
- equities: up to 50%
- government bonds: up to 50%
- China A and B shares and listed onshore bonds (directly and/or indirectly): less than 20% (in aggregate)
- eligible REITs and infrastructure securities: less than 30% (in each asset class)
- hybrids and contingent convertible (CoCo) bonds: less than 30%, with less than 20% in contingent convertible (CoCo) bonds
- money market instruments: up to 25%
- SPACs: less than 5%

The fund may also invest in other subordinated financial debt and preference shares

The fund’s exposure to distressed securities is limited to 10% of its assets.

INVESTMENT PROCESS In actively managing the fund, the Investment Manager will allocate investments across asset classes and geographic areas based on their potential to generate income and capital growth or reduce overall risk. The fund’s income is mainly generated by dividend payments of equities and coupon payments of bonds. The Investment Manager considers ESG characteristics when assessing investment risks and opportunities. In determining ESG characteristics, the Investment Manager takes into account ESG ratings provided by Fidelity or external agencies. Through the investment management process, the Investment Manager aims to ensure that investee companies follow good governance practices.

The fund adheres to specific multi asset ESG criteria. For information, see “Sustainable Investing and ESG Integration” and the Sustainability Annex.

SFDR product category Article 8 (promotes environmental and/or social characteristics).

DERIVATIVES AND TECHNIQUES The fund may use derivatives for hedging, efficient portfolio management and investment purposes.

In addition to core derivatives (see “How the Funds Use Instruments and Techniques”), the fund intends to use TRS.

TRS (including CFD) usage Expected 80%; maximum 300%.

Securities lending Expected 15%; maximum 30%.

Repos/reverse repos Expected 0%; maximum 30%.

BENCHMARK(S) None.

BASE CURRENCY USD.

Main Risks

See “Risk Descriptions” for more information.

- Asset allocation
- China
- CoCo bonds
- Commodities
- Convertible securities
- Counterparty and collateral
- Credit
- Currency
- Derivatives
- Emerging markets
- Equities
- Hedging
- High yield
- Interest rate
- Investment fund
- Liquidity
- Market
- Operational
- Real estate
- Sustainable investing

RISK MANAGEMENT METHOD Commitment.

Planning Your Investment

ORDER PROCESSING Requests to buy, switch or sell fund shares that are received and accepted by the Management Company by 4:00 PM CET (3:00 PM UK time) on any Valuation Day are ordinarily processed at the NAV for that Valuation Day. Settlement normally occurs within 3 business days.

Main Share Classes

Class	Minimum Investment (USD) ¹		Maximum Dealing Fees	Maximum Annual Fees	
	Initial and holding	Subsequent	Entry	Management	Distribution
A	2,500	1,000	5.25%	1.25%	—
E	2,500	1,000	—	1.25%	0.60%
I	10 million	100,000	—	0.70%	—
W/ Y	2,500	1,000	—	0.70%	—

Where Class B shares are available the annual management fee of those Shares will be the same as that of the Class A Shares. For a current and complete list of available share classes, including currency hedged, please see section “Investing in Funds”. See section “Fund Fees and Costs” for detailed explanation of above fees.
¹ Or equivalent in any other freely convertible currency.

Sustainable Multi Asset Income Fund

Investment Objective and Policy

OBJECTIVE The fund aims to achieve moderate capital growth over the medium to long term and provide income.

INVESTMENT POLICY The fund invests in a range of asset classes, including debt securities, equities, real estate, infrastructure, commodities and cash from anywhere in the world, including emerging markets.

The fund may invest in the following assets according to the percentages indicated:

- debt securities of any type: up to 100%
- below investment grade debt securities: up to 60%
- emerging market debt securities and equities: up to 50%
- equities: up to 50%
- government debt securities: up to 50%
- China A and B shares and listed onshore bonds (directly and/or indirectly): less than 30% (in aggregate)
- eligible REITS: up to 30%
- infrastructure securities (excluding real estate investment trusts): up to 30%
- China offshore bonds (including dim sum bonds): less than 10%
- credit-linked and equity-linked securities: up to 10%
- Russian debt securities and equities: up to 10% in aggregate
- eligible commodity exposure: up to 5%
- hybrids and contingent convertible (CoCo) bonds: less than 30%, with less than 20% in CoCos
- money market instruments: up to 25%
- SPACs: less than 5%

The fund may also invest in other subordinated financial debt and preference shares.

The fund's exposure to distressed securities is limited to 10% of its assets.

INVESTMENT PROCESS In actively managing the fund, the Investment Manager combines macroeconomic, market and fundamental company analysis to dynamically allocate investments across asset classes and geographic areas. The fund's income is mainly generated by dividend payments of equities and coupon payments of bonds with capital growth being provided mainly by equity investment. To achieve its objective the fund adopts a tactical asset allocation strategy where the fund's investments may be actively balanced and adjusted. This may result in the fund incurring greater transaction costs than a fund with static allocation strategy. It considers ESG characteristics when assessing investment risks and opportunities. In determining ESG characteristics, the Investment Manager takes into account ESG ratings provided

by Fidelity or external agencies. Through the investment management process, the Investment Manager aims to ensure that investee companies follow good governance practices.

The fund adheres to specific multi asset ESG criteria. For more information, see "Sustainable Investing and ESG Integration" and the Sustainability Annex.

SFDR product category Article 8 (promotes environmental and/or social characteristics).

DERIVATIVES AND TECHNIQUES The fund may use derivatives for hedging, efficient portfolio management and investment purposes.

In addition to core derivatives (see "How the Funds Use Instruments and Techniques"), the fund intends to use TRS.

TRS (including CFD) usage Expected 80%; maximum 300%.

Securities lending Expected 15%; maximum 30%.

Repos/reverse repos Expected 0%; maximum 30%.

BENCHMARK(S) None.

BASE CURRENCY USD.

Main Risks

See "Risk Descriptions" for more information.

- Asset allocation
- China
- CoCo bonds
- Commodities
- Convertible securities
- Counterparty and collateral
- Credit
- Currency
- Derivatives
- Distressed securities
- Emerging markets
- Equities
- Hedging
- High yield
- Interest rate
- Investment fund
- Liquidity
- Market
- Operational
- Real estate
- Russia
- Sustainable investing

RISK MANAGEMENT METHOD Commitment.

Planning Your Investment

ORDER PROCESSING Requests to buy, switch or sell fund shares that are received and accepted by the Management Company by 4:00 PM CET (3:00 PM UK time) on any Valuation Day are ordinarily processed at the NAV for that Valuation Day. Settlement normally occurs within 3 business days.

Main Share Classes

Class	Minimum Investment (USD) ¹		Maximum Dealing Fees	Maximum Annual Fees	
	Initial and holding	Subsequent	Entry	Management	Distribution
A	2,500	1,000	5.25%	1.25%	—
E	2,500	1,000	—	1.25%	0.60%
I	10 million	100,000	—	0.70%	—
Y	2,500	1,000	—	0.70%	—

Where Class B shares are available the annual management fee of those Shares will be the same as that of the Class A Shares. For a current and complete list of available share classes, including currency hedged, please see section "Investing in Funds". See section "Fund Fees and Costs" for detailed explanation of above fees.

¹ Or equivalent in any other freely convertible currency.

Global Multi Asset Dynamic Fund

Investment Objective and Policy

OBJECTIVE The fund aims to achieve capital growth over the long term.

INVESTMENT POLICY The fund invests in a range of asset classes including equities, corporate and government bonds, commodities, money market instruments and eligible REITs from anywhere in the world, including emerging markets.

The fund may invest in the following assets according to the percentages indicated:

- bonds of any type: up to 100%
- investment grade bonds: up to 50%
- below investment grade and unrated bonds: up to 75%
- emerging markets bonds: up to 75%
- emerging markets equities: up to 75%
- equities: up to 100%
- Russian securities: up to 15%
- eligible commodity exposure: up to 50%
- China A and B shares and listed onshore bonds (directly and/or indirectly): less than 30% (in aggregate)
- eligible REITs: up to 30%
- hybrids and contingent convertible (CoCo) bonds: less than 30%, with less than 20% in CoCos
- SPACs: less than 5%

The fund may also invest in other subordinated financial debt and preference shares.

The fund's exposure to distressed securities is limited to 10% of its assets.

INVESTMENT PROCESS In actively managing the fund, the Investment Manager will tactically allocate investments across asset classes and geographic areas (including emerging markets) based on their potential to generate capital growth or reduce overall risk. The Investment Manager takes into account Sustainability Risks in its investment process.

For more information, see "Sustainable Investing and ESG Integration".

DERIVATIVES AND TECHNIQUES The fund may use derivatives for hedging, efficient portfolio management and investment purposes.

In addition to core derivatives (see "How the Funds Use Instruments and Techniques"), the fund intends to use TRS.

TRS (including CFD) usage Expected 50%; maximum 150%.

Securities lending Expected 15%; maximum 30%.

Repos/reverse repos Expected 0%; maximum 30%.

BENCHMARK(S) 75% MSCI ACWI Index; 25% Bloomberg Global Aggregate Index, indices that do not take into account ESG characteristics. **Used for:** performance comparison only.

BASE CURRENCY USD.

Main Risks

See "Risk Descriptions" for more information.

- Asset allocation
- China
- CoCo bonds
- Commodities
- Convertible securities
- Counterparty and collateral
- Credit
- Currency
- Derivatives
- Distressed securities
- Emerging markets
- Equities
- Hedging
- High yield
- Interest rate
- Investment fund
- Liquidity
- Market
- Operational
- Real estate
- Russia

RISK MANAGEMENT METHOD Commitment.

Planning Your Investment

ORDER PROCESSING Requests to buy, switch or sell fund shares that are received and accepted by the Management Company by 4:00 PM CET (3:00 PM UK time) on any Valuation Day are ordinarily processed at the NAV for that Valuation Day. Settlement normally occurs within 3 business days.

Main Share Classes

Class	Minimum Investment (USD) ¹		Maximum Dealing Fees		Maximum Annual Fees	
	Initial and holding	Subsequent	Entry	Management	Distribution	
A	2,500	1,500	5.25%	1.25%	—	
E	2,500	1,000	—	1.25%	0.60%	
I	10 million	100,000	—	0.63%	—	
W/Y	2,500	1,000	—	0.63%	—	

Where Class B shares are available the annual management fee of those Shares will be the same as that of the Class A Shares. For a current and complete list of available share classes, including currency hedged, please see section "Investing in Funds". See section "Fund Fees and Costs" for detailed explanation of above fees.

¹ Or equivalent in any other freely convertible currency.

Fidelity Target™ 2020 Fund

Investment Objective and Policy

OBJECTIVE The fund aims to achieve capital growth over the long term for investors planning to withdraw substantial portions of their investment in the year 2020.

INVESTMENT POLICY The fund invests in a range of asset classes such as equities, bonds, interest bearing and money market instruments from anywhere in the world, including emerging markets. These investments may be below investment grade or unrated. The proportion of assets allocated to each asset class varies over time and the fund will increasingly favour lower risk investments as it approaches its target date, shifting to an increasingly conservative asset allocation.

The fund may invest in the following assets according to the percentages indicated:

- collateralised and securitised debt instruments: up to 20%.
- SPACs: less than 5%.

The fund will not terminate at the target date but will continue to be managed in accordance with its investment objective and policy

INVESTMENT PROCESS The fund is actively managed and references a blend of market indices (each a “Market Index”) in order to set internal guidelines around the weightings allocated to different asset classes. The fund is managed to offer an optimised asset allocation between asset classes with different risk and return characteristics. The asset allocation has been designed to de-risk portfolio by migrating from a growth to a defensive asset allocation up to the fund’s target date.

The Investment Manager takes into account Sustainability Risks in its investment process.

For more information, see “Sustainable Investing and ESG Integration”.

DERIVATIVES AND TECHNIQUES The fund may use derivatives for hedging, efficient portfolio management and investment purposes.

In addition to core derivatives (see “How the Funds Use Instruments and Techniques”), the fund intends to use TRS.

TRS (including CFD) usage Expected 50%; maximum 150%.

Securities lending Expected 15%; maximum 30%.

Repos/reverse repos Expected 0%; maximum 30%.

BENCHMARK(S) The fund references a blend of market indices (each a ‘Market Index’) to set internal guidelines around the weightings allocated to different asset classes. As the fund’s exposure to different asset classes evolves over time in line with the fund’s investment policy, the Market Indices referenced and their weightings will also change accordingly. While the fund may take direct or indirect exposure to the components of the Market Indices, there are no restrictions on the extent to which the fund’s portfolio and performance may deviate from the Market Indices. The Market Indices are listed in the KID and are represented by a blended index for the purposes of performance comparison. Further information on the current list of Market Indices as well as past weightings is available on request.

BASE CURRENCY USD.

Main Risks

See “Risk Descriptions” for more information.

- Asset allocation
- CoCos
- Commodities
- Counterparty and collateral
- Credit
- Currency
- Derivatives
- Emerging markets
- Equities
- Hedging
- High yield
- Interest rate
- Investment fund
- Liquidity
- Market
- Operational
- Real estate
- Securitisation
- Target date fund

RISK MANAGEMENT METHOD Commitment.

Planning Your Investment

ORDER PROCESSING Requests to buy, switch or sell fund shares that are received and accepted by the Management Company by 4:00 PM CET (3:00 PM UK time) on any Valuation Day are ordinarily processed at the NAV for that Valuation Day. Settlement normally occurs within 3 business days.

Main Share Classes

Class	Minimum Investment (USD) ¹		Maximum Dealing Fees	Maximum Annual Fees	
	Initial and holding	Subsequent	Entry	Management	Distribution
A	6,500	1,000	5.25%	0.40%	—

Where Class B shares are available the annual management fee of those Shares will be the same as that of the Class A Shares. For a current and complete list of available share classes, including currency hedged, please see section “Investing in Funds”. See section “Fund Fees and Costs” for detailed explanation of above fees.

¹ Or equivalent in any other freely convertible currency.

Fidelity Target™ 2025 Fund

Investment Objective and Policy

OBJECTIVE The fund aims to achieve capital growth over the long term for investors planning to withdraw substantial portions of their investment in the year 2025.

INVESTMENT POLICY The fund invests in a range of asset classes such as bonds, equities, interest bearing and money market instruments as well as eligible exposure to commodities from anywhere in the world, including emerging markets. These investments may be denominated in any currency and some of them may be below investment grade or unrated. The proportion of assets allocated to each asset class varies over time and the fund will increasingly favour lower risk investments as it approaches its target date, shifting to an increasingly conservative asset allocation.

The fund may invest in the following assets according to the percentages indicated:

- collateralised and securitised debt instruments: up to 20%
- SPACs: less than 5%

The fund will not terminate at the target date but will continue to be managed in accordance with its investment objective and policy.

INVESTMENT PROCESS The fund is actively managed and references a blend of market indices (each a “Market Index”) in order to set internal guidelines around the weightings allocated to different asset classes. The fund is managed to offer an optimized asset allocation between asset classes with different risk and return characteristics. The asset allocation has been designed to de-risk portfolio by migrating from a growth to a defensive asset allocation up to the fund’s target date.

The Investment Manager considers ESG characteristics when assessing investment risks and opportunities. In determining ESG characteristics, the Investment Manager takes into account ESG ratings provided by Fidelity or external agencies. Through the investment management process the Investment Manager aims to ensure that investee companies follow good governance practices.

The fund adheres to specific multi asset ESG criteria. For more information, see “Sustainable Investing and ESG Integration” and the Sustainability Annex.

SFDR product category Article 8 (promotes environmental and/or social characteristics).

DERIVATIVES AND TECHNIQUES The fund may use derivatives for hedging, efficient portfolio management and investment purposes.

In addition to core derivatives (see “How the Funds Use Instruments and Techniques”), the fund intends to use TRS.

TRS (including CFD) usage Expected 50%; maximum 150%.

Securities lending Expected 15%; maximum 30%.

Repos/reverse repos Expected 0%; maximum 30%.

BENCHMARK(S) The fund references a blend of market indices (each a ‘Market Index’) to set internal guidelines around the weightings allocated to different asset classes. As the fund’s exposure to different asset classes evolves over time in line with the fund’s investment policy, the Market Indices referenced and their weightings will also change accordingly. While the fund may take direct or indirect exposure to the components of the Market Indices, there are no restrictions on the extent to which the fund’s portfolio and performance may deviate from the Market Indices. The Market Indices do not take into account ESG characteristics. The Market Indices are listed in the KID and are represented by a blended index for the purposes of performance comparison. Further information on the current list of Market Indices as well as past weightings is available on request.

BASE CURRENCY EUR.

Main Risks

See “Risk Descriptions” for more information.

- Asset allocation
- Commodities
- Counterparty and collateral
- Credit
- Currency
- Derivatives
- Emerging markets
- Equities
- Hedging
- High yield
- Interest rate
- Investment fund
- Liquidity
- Market
- Operational
- Real estate
- Securitisation
- Sustainable investing
- Target date fund

RISK MANAGEMENT METHOD Commitment.

Planning Your Investment

ORDER PROCESSING Requests to buy, switch or sell fund shares that are received and accepted by the Management Company by 4:00 PM CET (3:00 PM UK time) on any Valuation Day are ordinarily processed at the NAV for that Valuation Day. Settlement normally occurs within 3 business days.

Main Share Classes

Class	Minimum Investment (USD) ¹		Maximum Dealing Fees		Maximum Annual Fees	
	Initial and holding	Subsequent	Entry	Exit	Management	
A	2,500	1,000	5.25%	–	0.85%	
P	10 million	1 million	1.00%	–	0.45%	

Where Class B shares are available the annual management fee of those Shares will be the same as that of the Class A Shares. For a current and complete list of available share classes, including currency hedged, please see section “Investing in Funds”. See section “Fund Fees and Costs” for detailed explanation of above fees.

¹ Or equivalent in any other freely convertible currency.

Fidelity Target™ 2030 Fund

Investment Objective and Policy

OBJECTIVE The fund aims to achieve capital growth over the long term for investors planning to withdraw substantial portions of their investment in the year 2030.

INVESTMENT POLICY The fund invests in a range of asset classes such as bonds, equities, interest bearing and money market instruments as well as eligible exposure to commodities from anywhere in the world, including emerging markets. These investments may be denominated in any currency and some of them may be below investment grade or unrated. The proportion of assets allocated to each asset class varies over time and the fund will increasingly favour lower risk investments as it approaches its target date, shifting to an increasingly conservative asset allocation.

The fund may invest in the following assets according to the percentages indicated:

- collateralised and securitised debt instruments: up to 20%
- SPACs: less than 5%

The fund will not terminate at the target date but will continue to be managed in accordance with its investment objective and policy.

INVESTMENT PROCESS The fund is actively managed and references a blend of market indices (each a “Market Index”) in order to set internal guidelines around the weightings allocated to different asset classes. The fund is managed to offer an optimized asset allocation between asset classes with different risk and return characteristics. The asset allocation has been designed to de-risk portfolio by migrating from a growth to a defensive asset allocation up to the fund’s target date.

The Investment Manager considers ESG characteristics when assessing investment risks and opportunities. In determining ESG characteristics, the Investment Manager takes into account ESG ratings provided by Fidelity or external agencies. Through the investment management process the Investment Manager aims to ensure that investee companies follow good governance practices.

The fund adheres to specific multi asset ESG criteria. For more information, see “Sustainable Investing and ESG Integration” and the Sustainability Annex.

SFDR product category Article 8 (promotes environmental and/or social characteristics).

DERIVATIVES AND TECHNIQUES The fund may use derivatives for hedging, efficient portfolio management and investment purposes.

In addition to core derivatives (see “How the Funds Use Instruments and Techniques”), the fund intends to use TRS.

TRS (including CFD) usage Expected 50%; maximum 150%.

Securities lending Expected 15%; maximum 30%.

Repos/reverse repos Expected 0%; maximum 30%.

BENCHMARK(S) The fund references a blend of market indices (each a ‘Market Index’) to set internal guidelines around the weightings allocated to different asset classes. As the fund’s exposure to different asset classes evolves over time in line with the fund’s investment policy, the Market Indices referenced and their weightings will also change accordingly. While the fund may take direct or indirect exposure to the components of the Market Indices, there are no restrictions on the extent to which the fund’s portfolio and performance may deviate from the Market Indices. The Market Indices do not take into account ESG characteristics. The Market Indices are listed in the KID and are represented by a blended index for the purposes of performance comparison. Further information on the current list of Market Indices as well as past weightings is available on request.

BASE CURRENCY EUR.

Main Risks

See “Risk Descriptions” for more information.

- Asset allocation
- CoCos
- Commodities
- Counterparty and collateral
- Credit
- Currency
- Derivatives
- Emerging markets
- Equities
- Hedging
- High yield
- Interest rate
- Investment fund
- Liquidity
- Market
- Operational
- Real estate
- Securitisation
- Sustainable investing
- Target date fund

RISK MANAGEMENT METHOD Commitment.

Planning Your Investment

ORDER PROCESSING Requests to buy, switch or sell fund shares that are received and accepted by the Management Company by 4:00 PM CET (3:00 PM UK time) on any Valuation Day are ordinarily processed at the NAV for that Valuation Day. Settlement normally occurs within 3 business days.

Main Share Classes

Class	Minimum Investment (USD) ¹		Maximum Dealing Fees	Maximum Annual Fees	
	Initial and holding	Subsequent	Entry	Exit	Management
A	2,500	1,000	5.25%	–	1.10%
P	10 million	1 million	1.00%	–	0.60%

Where Class B shares are available the annual management fee of those Shares will be the same as that of the Class A Shares. For a current and complete list of available share classes, including currency hedged, please see section “Investing in Funds”. See section “Fund Fees and Costs” for detailed explanation of above fees.

¹ Or equivalent in any other freely convertible currency.

² For class A shares the management fee will be reduced to 0.85% on 1 January 2028. For class P shares, the management fee will be reduced to 0.60% on 1 January 2023 and to 0.45% on 1 January 2028.

Fidelity Funds – Euro Cash Fund

Investment Objective and Policy

OBJECTIVE The fund aims to offer returns in line with money market rates over the recommended holding period.

INVESTMENT POLICY The fund invests at least 70% (and normally 75%) in euro denominated money market instruments such as reverse repurchase agreements and deposits.

The fund qualifies as a short-term VNAV money market fund and it is rated Aaa-mf by Moody's Investor Services, Inc.

INVESTMENT PROCESS In actively managing the fund, the Investment Manager uses fundamental and relative analysis to select issuers and short term securities whilst constructing a high quality portfolio with a focus on liquidity and risk management. The Investment Manager considers ESG characteristics when assessing investment risks and opportunities. In determining ESG characteristics, the Investment Manager takes into account ESG ratings provided by Fidelity or external agencies.

The fund aims to achieve an ESG score of its portfolio greater than that of its investment universe. Through the investment management process the Investment Manager aims to ensure that investee companies follow good governance practices.

For more information, see "Sustainable Investing and ESG Integration" and the Sustainability Annex.

SFDR product category Article 8 (promotes environmental and/or social characteristics).

DERIVATIVES AND TECHNIQUES The fund may use derivatives only for the purpose of hedging the interest rate or exchange rate risks inherent in other investments of the fund.

TRS (including CFD) usage None.

Securities lending Expected 0%; maximum 0%.

Repos/reverse repos Expected 0%; maximum 10/15%.

BENCHMARK(S) None.

BASE CURRENCY EUR.

Main Risks

See "Risk Descriptions" for more information.

- Concentration
- Counterparty and collateral
- Credit
- Currency
- Derivatives
- Hedging
- Interest rate
- Liquidity
- Market
- Operational
- Sustainable investing

RISK MANAGEMENT METHOD Commitment.

Planning Your Investment

ORDER PROCESSING Requests to buy, switch or sell fund shares that are received and accepted by the Management Company by 1:00 PM CET (12:00 noon UK time) on any Valuation Day are ordinarily processed at the NAV for that Valuation Day. Settlement normally occurs within 3 business days.

Main Share Classes

Class	Minimum Investment (USD) ¹		Maximum Dealing Fees	Maximum Annual Fees	
	Initial and holding	Subsequent	Entry	Management	Distribution
A	2,500	1,000	—	0.15%	—
E	2,500	1,000	—	0.15%	—
I	10 million	100,000	—	0.10%	—
W/ Y	2,500	1,000	—	0.10%	—

Where Class B shares are available the annual management fee of those Shares will be the same as that of the Class A Shares. For a current and complete list of available share classes, including currency hedged, please see section "Investing in Funds". See section "Fund Fees and Costs" for detailed explanation of above fees.
¹ Or equivalent in any other freely convertible currency.

Fidelity Funds – US Dollar Cash Fund

Investment Objective and Policy

OBJECTIVE The fund aims to offer returns in line with money market rates over the recommended holding period.

INVESTMENT POLICY The fund invests at least 70% (and normally 75%) in US dollar denominated money market instruments such as reverse repurchase agreements and deposits.

The fund qualifies as a short-term VNAV money market fund and it is rated Aaa-mf by Moody's Investor Services, Inc.

INVESTMENT PROCESS In actively managing the fund the Investment Manager uses fundamental and relative analysis to select issuers and short term securities whilst constructing a high quality portfolio with a focus on liquidity and risk management.

The Investment Manager considers ESG characteristics when assessing investment risks and opportunities. In determining ESG characteristics, the Investment Manager takes into account ESG ratings provided by Fidelity or external agencies.

The fund aims to achieve an ESG score of its portfolio greater than that of its investment universe. Through the investment management process, the Investment Manager aims to ensure that investee companies follow good governance practices.

For more information, see "Sustainable Investing and ESG Integration" and the Sustainability Annex.

SFDR product category Article 8 (promotes environmental and/or social characteristics).

DERIVATIVES AND TECHNIQUES The fund may use derivatives only for the purpose of hedging the interest rate or exchange rate risks inherent in other investments of the fund.

TRS (including CFD) usage None.

Securities lending Expected 0%; maximum 0%.

Repos/reverse repos Expected 0%; maximum 10/15%.

BENCHMARK(S) None.

BASE CURRENCY USD.

Main Risks

See "Risk Descriptions" for more information.

- Concentration
- Counterparty and collateral
- Credit
- Currency
- Derivatives
- Hedging
- Interest rate
- Liquidity
- Market
- Operational
- Sustainable investing

RISK MANAGEMENT METHOD Commitment.

Planning Your Investment

ORDER PROCESSING Requests to buy, switch or sell fund shares that are received and accepted by the Management Company by 1:00 PM CET (12:00 noon UK time) on any Valuation Day are ordinarily processed at the NAV for that Valuation Day. Settlement normally occurs within 3 business days.

Main Share Classes

Class	Minimum Investment (USD) ¹		Maximum Dealing Fees	Maximum Annual Fees	
	Initial and holding	Subsequent	Entry	Management	Distribution
A	2,500	1,000	—	0.15%	—
I	10 million	100,000	—	0.10%	—
W/ Y	2,500	1,000	—	0.10%	—

Where Class B shares are available the annual management fee of those Shares will be the same as that of the Class A Shares. For a current and complete list of available share classes, including currency hedged, please see section "Investing in Funds". See section "Fund Fees and Costs" for detailed explanation of above fees.
¹ Or equivalent in any other freely convertible currency.

Sustainable Investing and ESG Integration

Sustainable Investing

The EU Sustainable Finance Disclosure Regulation (SFDR) are EU rules which came into effect in 2021 and aim to help investors understand the sustainability profile of financial products. SFDR focuses on the disclosure of environmental, social and governance considerations by firms and within the investment process. SFDR establishes requirements for pre-contractual and ongoing disclosures to investors including on the integration of Sustainability Risks, the consideration of adverse sustainability impacts, on sustainable investment objectives, or on the promotion of environmental or social characteristics, in investment decision-making. The EU Taxonomy regulation accompanies the SFDR and aims to create consistent standards through enhanced transparency and providing an objective point of comparison to end investors on the proportion of investments that fund environmentally sustainable economic activities.

These measures are in response to the signing of the Paris Agreement, and the United Nations 2030 Agenda for Sustainable Development of 2015 which created the Sustainable Development Goals. The SFDR and other regulations are also aligned with the European Green Deal, which targets the EU being carbon neutral by 2050.

The transition to a low-carbon, more sustainable, resource-efficient, and circular economy in line with the SDGs is key to ensuring long-term competitiveness of the economy of the EU. The Paris Agreement entered into force in 2016 and seeks to strengthen the response to climate change by making finance flows consistent with a pathway towards low greenhouse gas emissions and climate-resilient development.

Fidelity International and Sustainable Investing

General approach to sustainable investing

Fidelity's Sustainable Investing approach may be found on [Sustainable investing framework \(fidelityinternational.com\)](https://www.fidelityinternational.com/sustainable-investing-framework). The Sustainable Investing Principles document sets out details of Fidelity's approach to sustainable investing, including Fidelity's expectations of investee issuers, ESG integration and implementation, approach to engagement and voting, exclusion and divestment policy and focus on collaboration and policy governance.

All funds managed by the Investment Manager are subject to a firm-wide exclusions list, which includes, but is not limited to, controversial weapons (biological, chemical, incendiary weapons, non-detectable fragment, blinding lasers, cluster munitions, landmines and nuclear weapons for non-signatories of the Treaty on the Non-Proliferation of Nuclear Weapons).

SUSTAINABILITY RISK

Fidelity considers Sustainability Risks across all asset classes and funds, unless otherwise stated. Sustainability Risks refer to an environmental (E), social (S) or governance (G) (collectively, "ESG") event, or condition that, if it occurs, could cause an actual or a potential material negative impact on the value of the investment.

Fidelity's approach to Sustainability Risk integration seeks to identify and assess the ESG risks at an individual issuer level. Sustainability Risks which may be considered by Fidelity's investment teams include, but are not limited to:

- environmental risks: the ability of companies to mitigate and adapt to climate change and the potential for higher carbon prices, exposure to increasing water scarcity and potential for higher water prices, waste management challenges, and impact on global and local ecosystems;
- social risks: product safety, supply chain management and labour standards, health and safety and human rights, employee welfare, data & privacy concerns and increasing technological regulation; and
- governance risks: board composition and effectiveness, management incentives, management quality and alignment of management with shareholders.

Fidelity's portfolio managers and analysts supplement the study of financial results of potential investments with additional qualitative and quantitative non-financial analysis including Sustainability Risks and will factor them into investment decision making and risk monitoring to the extent they represent potential or actual material risks and/or opportunities to maximise long-term risk-adjusted returns. This systematic integration of Sustainability Risks in investment analysis and decision-making relies on:

"qualitative assessments", which will be by reference, but not limited, to case studies, environmental, social and governance impacts associated with issuers, product safety documents, customer reviews, company visits or data from proprietary models and local intelligence; and

"quantitative assessments", which will be by reference to ESG ratings which may be an internal rating assigned by the Investment Manager primarily using Fidelity ESG Rating(s) (described below) or from external providers, including but not limited to MSCI, relevant data in third-party certificates or labels, assessment reports on carbon footprints, or percentage of economic activities of issuers generated from ESG-relevant activities.

Delegated Investment Management

Where the Investment Manager has sub-delegated investment management activities to Fidelity Management & Research Company LLC or FIAM LLC, such sub-delegate avails of the expertise of its own ESG team for the provision of fundamental analysis with sector relative ESG ratings information to identify and assess Sustainability Risks.

Where the Investment Manager has sub-delegated investment management activities to Geode Capital Management, LLC, such sub-delegate implements its own ESG programme through proxy voting and participation in collective company engagement initiatives and may seek to invest assets of the fund in holdings or instruments which provide passive exposure to an index incorporating ESG exclusionary criteria within its index methodology.

The general approach for Sustainability Risk integration in the investment process set out above applies to all funds within Fidelity Funds other than Fidelity Funds - Euro 50 Index Fund. As detailed in the investment objective for Fidelity Funds - Euro 50 Index Fund, this fund aims to track the composition and returns of the Index as closely as possible. Accordingly, the Investment Manager does not integrate Sustainability Risks into its security selection process as the securities held by the fund are determined by the constituents of the Index and the Investment Manager is constrained by this.

FIDELITY ESG RATINGS

Fidelity ESG Ratings is a proprietary ESG rating system developed by Fidelity's research analysts to assess individual

issuers. The ratings score issuers on an A-E scale on sector-specific factors, which include relevant principal adverse impact indicators, and a trajectory forecast based on an assessment of expected change of an issuer's sustainability characteristics over time. The ratings are based on fundamental bottom-up research and assessment using criteria specific to the industry of each issuer relevant to material ESG issues. Any material differences between Fidelity ESG Ratings and third-party ESG ratings may contribute to analysis and discussion within Fidelity's investment teams as part of the assessment of the investment opportunity and its related Sustainability Risks. ESG ratings and associated ESG data are maintained on a research platform operated by the Investment Manager. The provision and sourcing of ESG data is reviewed on a regular basis to ensure its continuing suitability, adequacy, and effectiveness for the ongoing assessment of Sustainability Risks.

The Fidelity ESG ratings methodology takes into account environmental, social and governance factors. Environmental characteristics including carbon intensity, carbon emissions, energy efficiency, water and waste management, biodiversity, while social characteristics include product safety, supply chain, health and safety and human rights.

When assessing investment in third-party managed UCITS or UCIs and internal investment strategies separately managed by Fidelity, Fidelity's Multi Asset Research team aim to understand an individual manager's approach to ESG by evaluating how far ESG considerations, which include principal adverse impact indicators, are integrated within the investment process and philosophy, the analyst's financial analysis and the composition of the portfolio. They consider how ESG factors are integrated into the investment policy of the strategy, and, where proprietary ratings are used, how ESG research and output is evidenced in individual security weights and any applicable engagement and exclusion policies. Fidelity's Multi Asset Research team consults a range of data sources, including Fidelity ESG Ratings as well as third-party data, in order to assess the ESG metrics of the relevant strategies. This assessment may result in assigning a Fidelity Multi Asset Manager Research ESG rating, scoring strategies on an A-E scale.

ESG PORTFOLIO SCORES

ESG scores of individual securities are established by assigning set numerical values to Fidelity ESG ratings and ESG ratings provided by external agencies. These numerical values are aggregated to determine the average ESG score of the portfolio and benchmark or investment universe.

Where a fund's investment policy states that the fund aims to achieve an ESG score of its portfolio greater than that of its benchmark or investment universe, this is a target only against which ESG performance is measured. Further, the fund is neither constrained by, nor aims to achieve a financial return relative to that benchmark or investment universe, unless otherwise stated.

The weighted average ESG score of the fund's portfolio is measured against the ESG score of the benchmark or investment universe using a weighted average or equal weighted method of calculation. The investment manager undertakes monitoring of the fund's ESG score on a periodic basis and the fund aims to achieve its ESG score targets by adjusting its portfolio on an ongoing basis.

ESG ratings may not cover all of the holdings from time to time, and if so these holdings would be excluded from the ESG scores.

Further details on the above calculation methodology are set out at [Sustainable investing framework \(fidelityinternational.com\)](https://www.fidelityinternational.com) and may be updated from time to time.

EU TAXONOMY

Where a fund is identified as subject to the disclosure requirements of the SFDR, such fund is required by the EU Taxonomy Regulation (EU) 2020/852 (the "Taxonomy Regulation") to state that the "do no significant harm" principle applies only to those investments underlying the financial product that take into account the EU criteria for environmentally sustainable economic activities. The investments underlying the remaining portion of the fund do not take into account the EU criteria for environmentally sustainable economic activities.

Where a fund is identified (in its investment objective and policy) as subject to the disclosure requirements of article 8 or article 9 of the SFDR, the information required to be disclosed in accordance with the Taxonomy Regulation is set out in the specific fund's Sustainability Annex.

Where a fund is not identified (in its investment objective and policy) as subject to the disclosure requirements of article 8 or article 9 of the SFDR, the fund is subject to Article 7 of the Taxonomy Regulation and the investments underlying such a fund do not take into account the EU criteria for environmentally sustainable economic activities.

SHAREHOLDER ENGAGEMENT

As part of Fidelity's commitment to sustainable investing and enacting Fidelity's fiduciary responsibility, as shareholders Fidelity engages with the companies in which it invests to encourage sustainable and responsible corporate behaviour.

PRINCIPAL ADVERSE IMPACTS

Fidelity International considers that principal adverse impacts on sustainability factors are those impacts of our investment decisions that result in material negative impacts on environmental, social and employee matters, respect for human rights, anti-corruption and anti-bribery matters such as environment degradation, poor labour practice, and unethical corporate behaviour for example bribery and corruption. Analysis of relevant principal adverse impacts is integrated in our investment process as described below.

Principal adverse impacts ("PAIs") on sustainability factors are considered by those funds that comply with the disclosure requirements of SFDR Article 8 and 9.

For those funds that consider PAIs, information on PAIs on sustainability factors is available in the specific fund's Sustainability Annex and in the annual report of the funds.

In the case of funds which are not identified as subject to the disclosure requirements of SFDR Article 8 or 9, the PAIs on sustainability factors are not considered as this is not part of the strategy or investment restrictions of these funds.

SFDR ARTICLE 8 AND 9 FUNDS

Funds which promote among other characteristics, environmental and/or social characteristics (SFDR Article 8) or which have sustainable investment as their investment objective (SFDR Article 9), integrate ESG considerations into their investment processes and are subject to stricter sustainability and enhanced disclosure requirements, as described below.

Funds which comply with the disclosure requirements of SFDR Article 9 must make sustainable investments and funds which comply with the disclosure requirements of SFDR Article 8 may make sustainable investments.

Fidelity determines sustainable investments as investments in securities of:

- (a) issuers making a substantial contribution through their economic activities (more than 50% for corporate issuers) to either:
 - (i) one or more of the environmental objectives set out in the EU Taxonomy and qualify as environmentally sustainable in accordance with EU Taxonomy;
 - or
 - (ii) environmental or social objectives aligned with one or more of the United Nations Sustainable Development Goals (“SDGs”);
- (b) issuers which contribute towards a decarbonisation objective consistent with maintaining the global temperature rise below 1.5 degrees; or
- (c) bonds which intend to use the majority of proceeds for specific activities, assets or projects that contribute to environmental or social objectives;

provided that such investments do not significantly harm any environmental or social objectives and that the investee companies follow good governance practices.

Further details on the methodology applied are set out at [Sustainable investing framework \(fidelityinternational.com\)](https://www.fidelityinternational.com) and may be updated from time to time.

The SDGs are a series of goals published by the United Nations which recognise that ending poverty and other deprivations must go hand-in-hand with improvements in health and education, economic growth, and a reduction in inequalities, all while tackling climate change and working to preserve the planet’s oceans and forests. For further details see the UN website: <https://sdgs.un.org/goals>. Environmentally focused SDGs include clean water and sanitation; affordable and clean energy; responsible consumption and production; and climate action. Socially focused SDGs include no poverty; zero hunger; economic growth and productive employment; industry, innovation and infrastructure; safe and sustainable cities and communities.

1. FUNDS WHICH PROMOTE ENVIRONMENTAL OR SOCIAL CHARACTERISTICS (SFDR ARTICLE 8)

Fidelity SFDR Article 8 funds seek to achieve their investment objectives while promoting, among other characteristics, environmental or social characteristics, or a combination of those characteristics. In addition, for all Fidelity SFDR Article 8 funds, through the investment management process, the Investment Manager aims to ensure that investee companies follow good governance practices.

Fidelity SFDR Article 8 funds utilise a range of different approaches to promoting environmental or social characteristics, as set out below.

Details on the ESG methodologies applied to Fidelity SFDR Article 8 funds are set out below and in each fund’s Sustainability Annex and in the Sustainable Investing Principles document available at [Sustainable investing framework \(fidelityinternational.com\)](https://www.fidelityinternational.com) which may be updated from time to time.

- Certain Fidelity SFDR Article 8 funds promote environmental and social characteristics using the following ESG methodology.

ESG methodology

The fund aims to achieve an ESG score of its portfolio greater than the ESG score of the benchmark or investment universe.

Exclusions

All Fidelity SFDR Article 8 funds adhere to a principle-based exclusion policy incorporating both norms-based screening and negative screening of certain sectors, companies or practices based on specific ESG criteria as determined by the Investment Manager from time to time. This is in addition to the firm-wide exclusions list, which includes, but is not limited to, controversial weapons (biological, chemical, incendiary weapons, non-detectable fragment, blinding lasers, cluster munitions, landmines and nuclear weapons for non-signatories of the Treaty on the Non-Proliferation of Nuclear Weapons).

The norms-based screening includes issuers which the Investment Manager considers have failed to conduct their business in accordance with accepted international norms, including as set out in the United Nations Global Compact, as well as sovereign issuers on the Financial Action Task Force (FATF) blacklist.

The negative screening includes issuers which have exposure to:

- o tobacco production;
- o thermal coal extraction and power generation, subject to transitional criteria.

The Investment Manager may apply revenue thresholds for more refined screens and has the discretion to implement additional sustainable requirements and exclusions.

Revenue thresholds and additional exclusions applied to each fund are set out at [Sustainable investing framework \(fidelityinternational.com\)](https://www.fidelityinternational.com) and may be updated from time to time.

- Certain Fidelity SFDR Article 8 funds include, in some cases, an ESG related term in their name and comply with a more extensive ESG methodology and exclusion policy as detailed below.

ESG methodologies

These Fidelity SFDR Article 8 funds use one of the following ESG methodologies:

(i) A minimum of 80% of a fund’s assets are invested in securities with high ESG ratings. High ESG ratings are defined as issuers rated by Fidelity ESG ratings as a B or above, or in the absence of a rating from Fidelity, an MSCI ESG rating of A or above. This definition maybe updated from time to time and updates are available at [Sustainable investing framework \(fidelityinternational.com\)](https://www.fidelityinternational.com).

Up to 20% of a fund’s assets may be invested in issuers with lower ESG ratings, including those with low but improving ESG characteristics.

(ii) The fund aims to achieve an ESG score of its portfolio greater than that of its benchmark or investment universe after the exclusion of 20% of the assets with the lowest ESG ratings. The fund may invest in issuers with low but improving ESG characteristics.

(iii) Thematic funds which invest across sectors relating to a common theme with a long-term investment horizon by aiming to address sustainability challenges. A minimum of 80% for equity funds and 70% for fixed income funds of the assets will align to the sustainability theme, as detailed in the fund’s investment policy. These funds may invest in issuers with low but improving ESG characteristics.

These Fidelity SFDR Article 8 funds may invest in issuers with low but improving ESG characteristics (as set out in each fund’s investment policy). These issuers may be on an improving trajectory or demonstrate potential for improvement through the implementation and execution of a formal engagement plan. The criteria used to determine improvement may change over time and will be updated at [Sustainable investing framework \(fidelityinternational.com\)](https://www.fidelityinternational.com).

Exclusions

- In addition to the principle-based exclusion policy disclosed above which applies to all Fidelity SFDR Article 8 funds, the following additional negative screening applies to the Fidelity SFDR Article 8 funds which include, in some cases, an ESG related term in their name and comply with a more extensive ESG methodology and exclusion policy.

The negative screening includes issuers which have exposure, or ties, to:

- controversial weapons (depleted uranium and nuclear weapons);
- production of conventional weapons (a weapon of warfare which is not nuclear, chemical or biological in nature);
- production and distribution of semi-automatic weapons intended for sale to civilians;
- tobacco-related activities;
- thermal coal extraction and power generation subject to additional transitional criteria;
- extraction of oil sands;
- extraction of arctic oil and gas.

Negative screening of sovereign issuers is based on the Investment Manager's internal sovereign exclusion framework which concentrates on three principles relating to governance, respect for human rights and foreign policy. Sovereigns failing to meet the standards of the framework are identified based on a proprietary assessment. To support this assessment the Investment Manager makes reference to international recognised indicators such as the World Bank's Worldwide Governance Indicators and UN Security Council sanctions.

The Investment Manager may apply revenue thresholds for more refined screens and has the discretion to implement additional sustainable requirements and exclusions. Revenue screens and additional exclusions applied to each fund are set out at [Sustainable investing framework \(fidelityinternational.com\)](https://www.fidelity.com/uk/about-us/sustainable-investing-framework) and may be updated from time to time.

MULTI ASSET SFDR ARTICLE 8 FUNDS

- All Fidelity Multi Asset SFDR Article 8 funds (except for those with an ESG related term in the name) adhere to the following multi asset ESG criteria:

ESG methodology

A minimum of 70% of the fund's assets will comprise:

- Direct securities with a Fidelity ESG rating of C or above (or in the absence of a Fidelity ESG rating, an MSCI ESG rating of BB or above);
- Internal investment strategies separately managed by Fidelity that have a Fidelity Multi Asset Manager Research ESG rating of C or above;
- Third-party managed UCITS or UCIs with a Fidelity Multi Asset Manager Research Rating of C or above, or a Fidelity ESG rating of C or above;
- Sovereign issuers that are subject to negative screening based on the Investment Manager's internal sovereign exclusion framework which concentrates on three principles relating to governance, respect for human rights and foreign policy. Sovereigns failing to meet the standards of the framework are identified based on a proprietary assessment. To support this assessment the Investment Manager makes reference to international recognised indicators such as the World Bank's Worldwide Governance Indicators and UN Security Council sanctions.

Exclusions

All Fidelity Multi Asset SFDR Article 8 funds adhere to the principle based exclusion policy detailed above that applies to all Fidelity SFDR Article 8 funds.

When investing in UCITS and UCIs managed by a third party asset manager, the investment manager relies on ESG methodology and exclusion policies, if any, used by third-party asset managers and the exclusions applicable to Fidelity Multi Asset Article 8 funds may not apply.

- Fidelity Multi Asset SFDR Article 8 funds with an ESG related term in the name adhere to the following criteria:

ESG methodology

A minimum of 90% of the fund's assets will comprise:

- Direct securities with a Fidelity ESG rating of C or above (or in the absence of a Fidelity ESG rating, an MSCI ESG rating of BB or above);
- Internal investment strategies separately managed by Fidelity that have a Fidelity Multi Asset Manager Research ESG rating of C or above;
- Third-party managed UCITS or UCIs with a Fidelity Multi Asset Manager Research Rating of C or above, or a Fidelity ESG rating of C or above;
- Sovereign issuers that are subject to negative screening based on the Investment Manager's internal sovereign exclusion framework which concentrates on three principles relating to governance, respect for human rights and foreign policy. Sovereigns failing to meet the standards of the framework are identified based on a proprietary assessment. To support this assessment the Investment Manager makes reference to international recognised indicators such as the World Bank's Worldwide Governance Indicators and UN Security Council sanctions.

Exclusions

Fidelity Multi Asset SFDR Article 8 funds with an ESG related term in their name adhere to the principle based exclusion policy set out above that applies to all Fidelity Multi Asset SFDR Article 8 funds. In addition, they also comply with the negative screens applied to the Fidelity SFDR Article 8 funds which include, in some cases, an ESG related term in their name and comply with a more extensive ESG methodology, set out above.

When investing in UCITS and UCIs managed by a third party asset manager, the investment manager relies on ESG methodology and exclusion policies, if any, used by third-party asset managers and the exclusions applicable to Fidelity Multi Asset Article 8 funds with an ESG related term in the name may not apply.

2. FUNDS WHICH HAVE SUSTAINABLE INVESTMENT AS THEIR OBJECTIVE (SFDR ARTICLE 9)

The Fidelity SFDR Article 9 funds are required to pursue a sustainable investment objective.

- The funds make sustainable investments.
- Sustainable investments are determined in line with the criteria set out above, under the heading "SFDR ARTICLE 8 AND 9 FUNDS".
- The funds may, on an ancillary basis, invest in investments, including cash, for hedging or liquidity purposes or for efficient portfolio management and where required to do so under sector specific rules, provided that such investments do not affect delivery of the sustainable investment objective.
- Through the investment management process, the Investment Manager ensures that investee companies follow good governance practices.

Exclusions

All investments in the fund are screened for activities causing principal adverse impact on environmental or social objectives and governance controversies. These screens are based on an enhanced principle-based exclusion policy incorporating both norms-based screening and negative screening of certain sectors, companies or practices based on specific ESG criteria determined by the Investment Manager from time to time.

The norms-based screening includes issuers which the Investment Manager considers have failed to conduct their business in accordance with accepted international norms, including as set out in the United Nations Global Compact.

The negative screening includes issuers which have exposure, or ties, to:

- controversial weapons (biological, chemical, incendiary weapons, depleted uranium, non-detectable fragment, blinding lasers, cluster munitions, landmines and nuclear weapons);
- production of conventional weapons (a weapon of warfare which is not nuclear, chemical or biological in nature);
- production and distribution of semi-automatic weapons intended for sale to civilians;
- tobacco production and tobacco-related activities;
- thermal coal extraction and power generation subject to additional transitional criteria;
- extraction of oil sands;
- extraction of arctic oil and gas.

Mauritian subsidiary

Fidelity Funds may invest in the Indian securities market directly or through a wholly-owned Mauritian subsidiary (the 'Subsidiary'). The Subsidiary is incorporated as a private company limited by shares under the laws of Mauritius, under the name of FIL Investments (Mauritius) Limited (formerly Fid Funds (Mauritius) Limited). On 1 January 2014, FIL Investment Management (Singapore) Limited has entered into an Investment Management Agreement with the Subsidiary. Pursuant to this agreement, FIL Investment Management (Singapore) Limited provides investment advisory and management services to the Subsidiary. FIL Investments (Mauritius) Limited has renewed on 25 February 2019, its approval from the Securities and Exchange Board of India ('SEBI') to invest in India as a Foreign Portfolio Investor ("FPI") under Indian law. FIL Investments (Mauritius) Limited is registered under the registration number INMUF037316 and has been granted approval to invest in Indian securities.

The Subsidiary's board of directors is as follows: Nishith Gandhi, Bashir Nabeebokus, Rooksana Bibi Sahabally-Coowar and Jon Skillman.

The auditor of the Subsidiary is Deloitte Mauritius.

As at the date of this visa-stamped Prospectus, the holdings held through the Subsidiary are less than 1% of any fund's assets, this percentage is to decrease in the next 3 years and all the new investments of any fund will not be done through the Subsidiary.

DESIGNATED BANK – MAURITIUS

Under the terms set forth by the Financial Services Commission of Mauritius, the Subsidiary must make all investments held outside of Mauritius through a bank account maintained in Mauritius. The Subsidiary holds a bank account for this purpose with HSBC Bank (Mauritius) Limited, Offshore Banking Unit, Mauritius.

Negative screening of sovereign issuers is based on the Financial Action Task Force (FATF) blacklist and on the Investment Manager's internal sovereign exclusion framework which concentrates on three principles relating to governance, respect for human rights and foreign policy. Sovereigns failing to meet the standards of the framework are identified based on a proprietary assessment. To support this assessment the Investment Manager makes reference to international recognised indicators such as the World Bank's Worldwide Governance Indicators and UN Security Council sanctions.

The Investment Manager may apply revenue thresholds for more refined screens and has the discretion to implement additional sustainable requirements and exclusions. Revenue thresholds and additional exclusions applied to each fund are set out at [Sustainable investing framework \(fidelityinternational.com\)](#) and may be updated from time to time.

- Further details on the methodology applied are set out in each fund's Sustainability Annex and in the Sustainable Investing Principles document available at [Sustainable investing framework \(fidelityinternational.com\)](#) which may be updated from time to time.

DESIGNATED BANK – INDIA

Under Indian law, the Subsidiary, as a non-Indian foreign investor, must use a designated remitting bank in India for all cash transfers into and out of India. This remitting bank may have certain reporting requirements to the RBI with regard to the handling of such transactions. The Subsidiary has appointed Citibank N.A. as its remitting bank in India.

This structure shall not prevent the Depositary from carrying out its legal duties.

LOCAL MAURITIAN ADMINISTRATOR

The Subsidiary has appointed IQ EQ Services (Mauritius) Ltd to act as administrator, secretary and registrar to the Subsidiary.

In respect of the SICAV's audited annual and unaudited semi-annual reports, the financial results of the Subsidiary are consolidated with the financial results of the SICAV. For the purpose of the investment restrictions set forth in the Prospectus, the consolidated investments of the SICAV and the Subsidiary are considered.

The Subsidiary incurs and pays certain fees and expenses relating to its investment activity in Indian securities. These fees and expenses include brokerage costs and commissions, transaction costs associated with converting currency to and from Indian Rupee from and to US Dollars, fees incurred by its standing proxy, corporate and registration fees and taxes associated with the establishment and operation of the Subsidiary.

Benchmark Policies

BENCHMARK USAGES

The usages stated in "Fund Descriptions" have the following meanings:

- **Risk monitoring** For monitoring the fund's risks and, in case of relative value-at-risk funds, calculating maximum relative underperformance. See "Management and monitoring of global risk" and "Relative Value-at-Risk (Relative VaR)"
- **Investment selection** For defining the fund's investment universe and selecting securities.
- **Performance comparison** For assessing the fund's financial or ESG performance against the benchmark.
- **Carbon footprint** For assessing the fund's carbon footprint against the benchmark.
- **Outperformance** For measuring whether a fund that has an objective to outperform its benchmark is doing so.
- **Performance fee calculation** For calculating the fund's outperformance. See "Fund Fees and Costs".
- **Tracking** For replicating the composition of the benchmark and measuring performance differences (passive investment strategies only).

For currency hedged share classes, an appropriate hedged or corresponding currency benchmark or index, where available, is used.

BENCHMARK REGULATION

Under the benchmark regulation (EU regulation 2016/1011), any benchmarks the funds use, including elements of composite benchmarks, must be appropriately registered with the European Securities and Markets Authority (ESMA).

For index providers based in the EU, or in a non-EU country recognised as equivalent for registration purposes, registration must be at the provider level. Index providers in other countries must register individual indices. Those who are not yet registered are indicated in the Fund Descriptions.

The SICAV maintains written contingency plans for how it would address situations where a benchmark ceases to be offered or to be covered by registration, or where, either through changes in a benchmark or a fund, an existing benchmark ceases to be appropriate. In some cases, the response may involve a change to a fund's strategy or investment policy, or the merger or termination of the fund. Details are available free of charge upon request at the registered office of the SICAV.

Fidelity Funds - Euro 50 Index Fund

This section provides additional information on the fund and the Solactive Euro 50 Index NTR (the "Index").

The Index intends to track the performance of the 50 largest companies from the Eurozone.

Constituents are selected based on full security market capitalization and weighted by free-float market capitalization subject to the weight constraints postulated in the UCITS directive ("5/10/40-rule").

The Index universe is comprised of all financial instruments which fulfill the below requirements:

First, all companies that are part of the GBS INDEX UNIVERSE of the Solactive GBS Developed Markets Eurozone Large & Mid Cap USD Index PR (ISIN: DE000SLA40T0), on a SELECTION DAY/IPO REVIEW DAY as published on the Solactive website: <https://www.solactive.com> are eligible for inclusion.

Second, eligible companies need to fulfill the following additional criteria:

Only companies trading in EUR are eligible for inclusion.

Only one share class of each company is eligible for inclusion in the Index universe. To avoid frequent changes between two share-classes of a company, Solactive AG applies a liquidity buffer rule:

If the company is currently included in the Index: The share class currently included in the Index will be eligible for the Index universe if its AVERAGE DAILY VALUE TRADED over the preceding 1-month and 6-month period is at least 75% of the AVERAGE DAILY VALUE TRADED over the preceding 1-month and 6-month period of any other share class of the company.

If the company is currently not included in the Index: The share class with the highest AVERAGE DAILY VALUE TRADED over the preceding 1-month and 6-month period is included in the Index Universe.

The determination of the Index universe is fully rule-based and Solactive AG cannot make any discretionary decisions.

Investors may obtain the latest Index information (including the Index constituents and their respective weightings), detailed information on the Index methodology (including the calculation formula), and other important news of the Index at the website of the index provider, Solactive AG.

The Investment Manager is independent of the Index provider, Solactive AG. Investors should note that the composition of the Index may change from time to time and current constituent securities of the Index may be delisted and other securities added to form part of the Index. The accuracy and completeness of the calculation of the Index may be affected if there is any problem with the system for the computation and/or compilation of the Index.

Subject to the investment restrictions applicable to the fund as described in the fund description, the objective of the fund is to track the performance of the Index thereby seeking to achieve long term capital growth. However, there is no assurance that the performance of the fund will be the same as the performance of the Index. The fund aims to use a replication strategy and hold all securities that represent the Index but as the breakdown of the Index will vary according to movements of the stock market, the fund may not be able to fully track the Index at all times and this may result in tracking error. The anticipated tracking error in normal market conditions is not expected to exceed 0.93% p.a.. Tracking error may also result due to fees and charges and volatility of the constituent securities. To minimise tracking error and reduce transaction costs, the fund will invest in futures on the Index subject to the restrictions set forth in "General Investment Powers and Restrictions". Given the nature and objective of the fund, it may not be able to adapt to market changes and any fall in the Index is expected to result in a corresponding fall in the value of the fund. In the event that the Index ceases to be operated or is not available, the Directors will consider whether the fund should maintain its current structure until such time as the Index is made available again or change its objective to track another index with similar characteristics of the Index.

Solactive and its Licensors have no relationship to Fidelity Funds, other than the licensing of Solactive Euro 50 Index NTR and the related trademarks for use in connection with Fidelity Funds - Euro 50 Index Fund.

Solactive and its Licensors do not:

- Sponsor, endorse, sell or promote the fund.
- Recommend that any person invest in the fund or any other securities.
- Have any responsibility or liability for or make any decisions about the timing, amount or pricing of the fund.
- Have any responsibility or liability for the administration, management or marketing of the fund.
- Consider the needs of the fund or the owners of the fund in determining, composing or calculating the (relevant index) or have any obligation to do so.

Credit Policies

The Investment Manager assesses credit quality according to the references and methods described below.

For bonds, credit ratings are considered at the security or issuer level and at the time of securities' purchases. The funds may hold securities that have been downgraded.

For bonds and money market instruments, the Management Company only uses ratings of credit agencies established and registered in the EU. The Management Company does its own credit analysis and does not solely rely on agency credit ratings.

INVESTMENT GRADE BONDS (AAA/AAA TO BBB-/BAA3) AND BELOW INVESTMENT GRADE BONDS (BB+/BA1 OR LOWER)

These securities must be rated by Standard & Poor's or another internationally recognised rating agency. If ratings disagree, we use the second-highest rating.

ASSETS HELD BY MONEY MARKET FUNDS

When assessing money market instruments, securitisations and asset-backed commercial papers for money market funds (as defined and regulated by Regulation (EU) 2017/1131) to determine whether their credit quality receives a favourable assessment, the Management Company reviews agency credit ratings and also applies its own internal credit quality assessment procedure using up-to-date quality information from other reliable sources.

This procedure is based on prudent, systematic and continuous assessment methodologies that take into account the characteristics of both issuer and instrument and has been validated by experience and empirical evidence, including back-testing.

The procedure includes criteria to analyse financial data, identify trends, and track key determinants of credit risk. The Management Company supervises the application of the procedure by a team of credit research analysts and regularly monitors the procedure for accuracy, adequacy and proper execution, making adjustments to the relative importance of the assessment criteria from time to time. The procedure complies with articles 19.4 and 20.2 of Regulation (EU) 2017/1131 and is approved by the management company's conducting officers and subsequently by the management company's directors.

The internal assessment procedure relies on numerous indicators. Examples of quantitative criteria include pricing of money market instruments and credit default swaps; monitoring of relevant financial indices covering geographical, sector, and asset class; and industry-specific financial and default information. Examples of qualitative criteria include the competitive position, governance risk, financial situation and liquidity sources of the issuer; the issuer's ability to react to future events; the strength of the issuer's sector within the economy and relative to economic trends; and the class, structure, short-term characteristics, underlying assets, liquidity profile, relevant markets, and potential operational and counterparty risks of the instrument. According to article 21 of Regulation (EU) 2017/1131, the Management Company documents its internal credit quality assessment procedure and credit quality assessments.

Risk Descriptions

All investments involve risk. The risks of some of these funds may be comparatively high.

The risk descriptions below correspond to the main risk factors listed for each fund. A fund could potentially be affected by risks beyond those listed for it or described here, nor are these risk descriptions themselves intended as exhaustive. Each risk is described as for an individual fund.

Any of these risks could cause a fund to lose money, to perform less well than similar investments or a benchmark, to experience high volatility (ups and downs in NAV), or to fail to meet its objective over any period of time.

ACTIVE MANAGEMENT RISK The investment managers could be wrong in their analysis of market or economic trends, their choice or design of any software models they use, their allocation of assets, or in other investment decisions.

Investment management practices that have worked well in the past, or are accepted ways of addressing certain conditions, could prove ineffective.

ASSET ALLOCATION RISK The fund is subject to the risks of all asset classes included in its asset allocation. To the extent that patterns of correlation or non-correlation among asset classes do not behave as expected, the fund may experience greater volatility or losses than it otherwise would have.

BENCHMARK ORIENTATION RISK The aim of an index tracking fund is to match the performance of an index as closely as possible. However, there is the risk that an index tracking fund's performance may not track that of the underlying index exactly. The Investment Manager will monitor and seek to manage such risk in minimising tracking difference. There can be no assurance of exact or identical replication at any time of the performance of the index

Market indexes, which are typically used as benchmarks, are calculated by independent entities without consideration for how they may affect fund performance. The index providers make no guarantee that their index calculations are accurate and assume no liability for any losses of investors in any investment that tracks any of their indexes. If a provider ceases to maintain an index or loses or fails to gain its ESMA registration as a benchmark provider, the fund may be liquidated if no suitable replacement can be found.

CHINA RISK The legal rights of investors in mainland China are uncertain, government intervention is common and unpredictable, some of the major trading and custody systems are unproven, and all types of investments are likely to have comparatively high volatility and greater liquidity and counterparty risks.

In mainland China, it is uncertain whether a court would protect the fund's right to securities it may purchase via Stock Connect programs, China Interbank Bond Market or other methods whose regulations are untested and subject to change. The structure of these schemes does not require full accountability of some of its component entities and leaves investors such as the fund with relatively little standing to take legal action in mainland China.

In addition, Chinese security exchanges or authorities may tax or limit short-swing profits, recall eligible stocks, set or change quotas (maximum trading volumes, either at the investor level or at the market level) or otherwise block, limit, restrict or delay trading, hampering or preventing a fund from implementing its intended strategies.

Funds that are specifically allowed by their investment objective or are permitted by country specific requirements under 'Additional voluntary requirements' to make investments in China A Shares and/or onshore China fixed income securities, such investments may be made through the Qualified Foreign Investor (QFI) status of FIL Investment

Management (Hong Kong) Limited, the Stock Connect, the China Interbank Bond Market (CIBM) direct access scheme, the Bond Connect and/or any permissible means available to the funds under prevailing laws and regulations

Investments in domestic securities of the PRC denominated in CNY are made through the QFI status or through the Hong Kong Stock Connect Programmes, which are subject to daily and aggregate quotas.

Funds may indirectly invest in China A Shares through China A share access products including, but not limited to, equity linked notes, participation notes, credit-linked notes or funds investing in China A Shares.

QFI status. Unless otherwise stated in the investment objective of a fund, a fund may invest less than 70% in China securities using the license of a qualified foreign institutional investor under the QFI program. Investing through a QFI license has risks. For example, the QFI status could be suspended, reduced or revoked, which may affect the fund's ability to invest in eligible securities or require the fund to dispose of such securities and this could have an adverse effect on the fund's performance. QFI Regulations impose strict restrictions on investments (including rules on investment restrictions, minimum holding period and repatriation of capital or profits) that are applicable to the Investment Manager as well as to the investments made by the fund. It is uncertain whether a court would protect the fund's right to securities held for it by a licensed QFI if the QFI came under legal, financial or political pressure.

Shanghai and Shenzhen Hong Kong Stock Connect programs.

Stock Connect is a joint project of the Hong Kong Exchanges and Clearing Limited (HKEX), China Securities Depository and Clearing Corporation Limited (ChinaClear), the Shanghai Stock Exchange and the Shenzhen Stock Exchange. Hong Kong Securities Clearing Company Limited (HKSCC), a clearing house that in turn is operated by HKEX, acts as nominee for investors accessing Stock Connect Securities.

Creditors of the nominee or custodian could assert that the assets in accounts held for the funds are actually assets of the nominee or custodian. If a court should uphold this assertion, creditors of the nominee or custodian could seek payment from the assets of the relevant fund. HKSCC, as nominee, does not guarantee the title to Stock Connect securities held through it and is under no obligation to enforce title or other rights associated with ownership on behalf of beneficial owners (such as the funds). Consequently, title to such securities, or the rights associated with them (such as participation in corporate actions or shareholder meetings), cannot be assured.

Should the SICAV or any fund suffer losses resulting from the performance or insolvency of HKSCC, the SICAV would have no direct legal recourse against HKSCC, because Chinese law does not recognise any direct legal relationship between HKSCC and either the SICAV or the depository.

Should ChinaClear default, HKSCC's contractual liabilities will be limited to assisting participants with claims. A fund's attempts to recover lost assets could involve considerable delays and expenses and may not be successful.

China Interbank Bond Market CIBM and Bond Connect. These markets provide a way for outside investors (such as the fund) to buy Chinese bonds. The CIBM may have low trading volumes, which may cause liquidity risk and may cause the fund to miss out on investment opportunities. Although Bond Connect removes the CIBM's investment quota and the need for a bond settlement agent, some bonds may still have low trading volumes, investments made through either channel may have high price volatility and there may be large spreads between bid and offer prices, limiting the ability to make profitable investments.

ChiNext Market and Shanghai Stock Exchange Science & Technology Innovation Board (STAR board). Certain funds may

have exposure to stocks listed on ChiNext market of the SZSE and/or the STAR board of the SSE. *Higher fluctuation on stock prices and liquidity risk* - ChiNext market and/or STAR board are usually emerging in nature with smaller operating scale. In particular, listed companies on ChiNext market and/or STAR board are subject to wider price fluctuation limits, and due to higher entry thresholds for investors, may have limited liquidity compared to other boards. Hence, companies listed on these boards are subject to higher fluctuation in stock prices and liquidity risks and have higher risks and turnover ratios than companies listed on the main boards of the SZSE and/or the SSE. *Overvaluation risk* -, ChiNext market and/or STAR board may be overvalued and such exceptionally high valuation may not be sustainable. Stock price may be more susceptible to manipulation due to fewer circulating shares. *Differences in regulation* - the rules and regulations regarding companies listed on ChiNext market and STAR board are less stringent in terms of profitability and share capital than those in the main boards of the SZSE and/or the SSE. *Delisting risk* - it may be more common and faster for companies listed on the ChiNext market and/or STAR board to delist. In particular, ChiNext market and STAR board have stricter criteria for delisting compared to other boards. This may have an adverse impact on the relevant fund if the companies that it invests in are delisted. *Concentration risk* - the STAR board is a newly established board and may have a limited number of listed companies during the initial stage. Investments in the STAR board may be concentrated in a small number of stocks and subject the relevant fund to higher concentration risk. Investments in the, ChiNext market and/or STAR board may result in significant losses for the relevant fund and its investors

Dim Sum bonds. Some funds may invest in "Dim Sum" bonds (i.e. bonds issued outside of mainland China but denominated in RMB). The "Dim Sum" bond market is a relatively small market. As with some global fixed income markets, it may be more susceptible to volatility and illiquidity, and should there be any new rules which limit or restrict the ability of issuers to raise RMB (offshore CNH) funding by way of bond issuance and/or reversal or suspension of the liberalization of the CNH market by the relevant regulator(s), the operation of the "Dim Sum" bond market and new issuances could be disrupted and potentially cause a fall in the Net Asset Value of the relevant funds

Onshore and offshore renminbi. In mainland China, the government maintains two separate currencies: onshore renminbi (CNY), which must remain within mainland China and generally cannot be owned by foreigners, and offshore renminbi (CNH), which can be owned by any investor. The exchange rate between the two, and the extent to which currency exchanges involving CNH are allowed, are managed by the government, based on a combination of market and policy considerations.

Credit ratings. A fund may invest in securities the credit ratings of which are assigned by mainland China local credit rating agencies. However, the rating criteria and methodology used by such agencies may be different from those adopted by most of the established international credit rating agencies. Therefore, such rating system may not provide an equivalent standard for comparison with securities rated by international credit rating agencies.

Urban Investment Bonds Risks of Urban Investment Bonds, which are issued by Local Government Financing Vehicles (LGFVs) to raise financing for public welfare investment or infrastructure projects include the risk of financial difficulties of the underlying operations.

PRC tax provision. The Management Company reserves the right to provide for appropriate Chinese tax on gains of any fund that invests in PRC securities thus impacting the valuation of the fund. With the uncertainty over whether and how certain gains on PRC securities are to be taxed, coupled with the possibility of

the laws, regulations and practice in the PRC changing, and also the possibility of taxes being applied retrospectively, any provision for taxation made by the Management Company may be excessive or inadequate to meet final PRC tax liabilities on gains derived from the disposal of PRC securities. Consequently, investors may be advantaged or disadvantaged depending upon the final outcome of how such gains will be taxed, the level of provision and when they subscribed and/or redeemed their shares in the funds.

This effectively creates currency risk within a single nation's currency, as well as liquidity risk, since the conversion of CNY to CNH, and of CNH to other currencies, can be restricted, as can the removal of any currency from mainland China or Hong Kong.

COCO BONDS RISK Contingent convertible securities (CoCo bonds) are comparatively untested, more vulnerable to losses than equities, carry extension risk, can be highly volatile, and their issuers can cancel or modify scheduled income payments at will.

A CoCo bond can be junior not only to other debt obligations but to equity holders as well. It can also lose some or all of its value instantaneously in case of a write-down or if a trigger event occurs; for example, the trigger could be activated either through a loss of capital (numerator) or an increase in risk-weighted assets (denominator). Because CoCo bonds are in effect perpetual loans, the principal amount may be paid off on the call date, anytime afterward, or never. CoCo bonds can also have liquidity risk and can be difficult to value.

How CoCo bonds will behave in various market situations is unknown, but there is a risk that volatility or price collapses could spread across issuers and that the bonds could become illiquid. This risk could be worse to the extent that CoCo bond issues may be concentrated in certain industries rather than being evenly distributed across many industries and could also be worse depending on the level of underlying instrument arbitrage.

In case of conversion into equity, the Investment Manager would be forced to sell any new equity shares if the fund's investment policy does not permit equities; this could involve liquidity risk. While CoCo bonds tend to offer attractive yields, any assessment of their risk must include not only their credit ratings (which may be below investment grade) but also the other risks associated with CoCo bonds, such as the risk of conversion, coupon cancellation, and liquidity risk. It also remains unclear whether investors have accurately assessed the risks of CoCo bonds, meaning that a widespread market event affecting CoCo bonds could permanently depress the overall market for CoCo bonds.

COMMODITIES RISK Commodities tend to be highly volatile, and may be disproportionately affected by political, economic, weather, trade, agricultural and terrorist-related events, and by changes in energy and transportation costs.

Because they respond to specific factors, commodity prices may behave differently from each other and from equities, bonds, and other common investments.

CONCENTRATION RISK To the extent that the fund invests a large portion of its assets in a limited number of industries, sectors, or issuers, or within a limited geographical area, it can be more risky than a fund that invests more broadly.

Focusing on any company, industry, sector, country, region, type of stock, type of economy, etc. makes the fund more sensitive to the factors that determine market value for the area of focus. These factors may include economic, financial or market conditions as well as social, political, economic, environmental, or other conditions. The result can be both higher volatility and a greater risk of loss.

CONVERTIBLE SECURITIES RISK Because convertible securities are structured as bonds that typically can, or must, be repaid with a predetermined quantity of equity shares, rather than cash, they carry both equity risk and the credit and default risks typical of bonds.

COUNTERPARTY AND COLLATERAL RISK Any entity with which the fund does business, including the depository, could become unwilling or unable to meet its obligations to the fund.

Agreements with counterparties, such as through the use of securities lending, can involve liquidity risk and operational risk, either of which could cause losses and could limit the fund's ability to meet redemption requests, meet other payment obligations or invest the assets in question.

Under any of the following circumstances, the fund could lose some or all of its money, or could experience delays in getting back securities or cash that are held by the counterparty (which could also cause losses):

- a depository, sub-custodian, broker, or other counterparty becomes bankrupt or defaults on obligations; in some cases, the depository may not be able to remedy, or have liability for, the actions of a sub-custodian it has appointed
- a serious natural or human-caused disaster, terrorist act, civil unrest, war or other "force majeure" event occurs (since in such cases counterparties typically are not liable for losses)
- in some jurisdictions, collateral agreements (even those using industry-standard language) could prove difficult or impossible to enforce

Under any of the following circumstances, the value of collateral might not cover the full value of a transaction, or any fees or returns owed to the fund:

- the collateral declines in value; this risk is greatest when there is a material delay in the return of assets by the counterparty, but during times of market volatility it can occur even during the short lag between when the placement and settlement of a collateral-related transaction, or between when the need for collateral is calculated and when the fund receives the collateral
- the collateral yields less income than anticipated
- the fund or a counterparty has mispriced the collateral
- collateral that is used to cover a counterparty's default may take time to liquidate

For any cash collateral the fund invests, the circumstances immediately above could also create leverage (and consequently volatility) or expose the fund to assets inconsistent with its objective.

CREDIT RISK A bond or money market instrument could fall in price, and become more volatile and less liquid, if the credit quality of the issuer or the security declines, or the market believes it might. In extreme cases a debt investment could go into default, meaning its issuer could become unable to make timely payments to the fund.

Adverse effects of environmental issues, such as climate change and natural disasters, may erode the financial health of a bond issuer.

CURRENCY RISK To the extent that the fund holds assets that are denominated in currencies other than the base currency, any changes in currency exchange rates could reduce investment gains or income, or increase investment losses, in some cases significantly.

Exchange rates can change rapidly and unpredictably, and it may be difficult for the fund to unwind its exposure to a given currency in time to avoid losses.

Changes in exchange rates can be influenced by such factors as export-import balances, economic and political trends, governmental intervention, and investor speculation.

In addition, shareholders may experience currency risk if the currency in which they subscribe or redeem is different to the base currency of the fund. Changes in currency exchange rates between the base currency and the share class currency can reduce investment gains or income, or increase investment losses, in some cases significantly.

Intervention by a central bank, such as aggressive buying or selling of currencies, changes in interest rates, restrictions on capital movements or a "de-pegging" of one currency to another, could cause abrupt or long-term changes in relative currency values.

DERIVATIVES RISK The value of derivatives can be volatile. Small movements in the value of an underlying asset can create large changes in the value of a derivative and expose the fund to losses that could be greater than the cost of the derivative itself.

A fund may use derivatives for various reasons, such as hedging, efficient portfolio management and other investment purposes. Derivatives are specialized instruments that require investment techniques and risk analyses different from those associated with traditional securities.

Derivatives are subject to the risks of the underlying asset(s) – typically in modified and greatly amplified form – as well as carrying their own risks. Some of the main risks of derivatives are:

- the pricing and volatility of some derivatives, in particular credit default swaps and collateralised debt obligations, may diverge from the pricing or volatility of their underlying reference(s), sometimes greatly and unpredictably
- in difficult market conditions, it may be impossible or unfeasible to place orders that would limit or offset the market exposure or financial losses created by some derivatives
- derivatives involve costs that the fund would not otherwise incur
- it can be difficult to predict how a derivative may behave in certain market conditions; this risk is greater for newer or more complex types of derivatives
- changes in tax, accounting, or securities laws or standards could cause the value of a derivative to fall or could force the fund to terminate a derivative position under disadvantageous circumstances
- some derivatives, in particular futures, options, total return swaps, and contracts for difference may involve margin borrowing, meaning that the fund could be forced to choose between liquidating securities to meet a margin call or taking a loss on a position that might, if held longer, have yielded a smaller loss or a gain

Exchange-traded derivatives. Trading in these derivatives or their underlying assets could be suspended or subject to limits. There is also a risk that settlement of these derivatives through a transfer system may not happen when or as expected.

OTC derivatives – non-cleared. Because OTC derivatives are in essence private agreements between a fund and one or more counterparties, they are less highly regulated than market-traded securities. They also carry greater counterparty and liquidity risks, and their pricing is more subjective. If a counterparty ceases to offer a derivative that a fund had been planning on using, the fund may not be able to find a comparable derivative elsewhere and may miss an opportunity for gain or find itself unexpectedly exposed to risks or losses, including losses from a derivative position for which it was unable to buy an offsetting derivative.

Because it is generally impractical for the SICAV to divide its OTC derivative transactions among a wide variety of counterparties, a decline in the financial health of any one counterparty could cause significant losses. Conversely, if any fund experiences any financial weakness or fails to meet an obligation, counterparties could become unwilling to do business with the SICAV, which could leave the SICAV unable to operate efficiently and competitively.

OTC derivatives – cleared. Because these derivatives are cleared on a trading platform, their liquidity risks are similar to those for exchange-traded derivatives. However, they still carry counterparty risk that is similar to non-cleared OTC derivatives.

DISTRESSED SECURITIES RISK Some of the funds may hold distressed securities or, may, in accordance with their respective investment policies, invest in distressed securities. Distressed securities involve significant risk. Such investments are highly volatile and are made when the Investment Manager believes that such investments will yield an attractive return based on the level of discount on price compared to perceived fair value of the security, or where there is a prospect of the issuer making a favourable exchange offer or plan of reorganisation. There can be no assurances that an exchange offer or reorganisation will occur or that any securities or other assets received will not have a lower value or income potential than anticipated at the time of investment. In addition, a significant period may pass between the time at which the investment in Distressed Securities is made and the time that any such exchange, offer or plan of reorganisation is completed. Distressed securities may frequently not produce income while they are outstanding and there will be significant uncertainty as to whether fair value will be achieved or whether any exchange offer or plan of reorganisation will be completed. There may be a requirement for a fund to bear certain expenses which are incurred to protect and recover its investment in distressed securities, or which arise in the course of negotiations surrounding any potential exchange or plan of reorganisation. Furthermore, constraints on investment decisions and actions with respect to distressed securities due to tax considerations may affect the return realised on distressed securities. A fund's investments in distressed securities may include issuers with substantial capital needs or negative net worth or issuers that are, have been, or may become, involved in bankruptcy or reorganisation proceedings. A fund may be required to sell its investment at a loss or hold its investment pending bankruptcy proceedings.

EMERGING MARKETS RISK Emerging markets are less established, and more volatile, than developed markets. They involve higher risks, particularly market, credit, illiquid security, legal, custody, valuation, and currency risks, and are more likely to experience risks that in developed markets are associated with unusual market conditions.

Reasons for this higher level of risk include:

- political, economic, or social instability
- economies that are heavily reliant on particular industries, commodities or trading partners
- uncontrolled inflation
- high or capricious tariffs or other forms of protectionism
- quotas, regulations, laws, restrictions on repatriation of monies, or other practices that place outside investors (such as the fund) at a disadvantage
- changes in laws or failure to enforce laws or regulations, to provide fair or functioning mechanisms for resolving disputes or pursuing recourse, or to otherwise recognise the rights of investors as understood in developed markets
- excessive fees or trading costs, or outright seizure of assets
- excessive taxation or non-standard, poorly defined, frequently changing or capriciously enforced tax laws and practices
- inadequate reserves to cover issuer or counterparty defaults
- incomplete, misleading, or inaccurate information about securities and issuers
- non-standard or sub-standard accounting, auditing, or financial reporting practices
- markets that are small and have low trading volumes, and consequently can be vulnerable to liquidity risk and to manipulation of market prices
- arbitrary delays and market closures
- less developed market infrastructure that is unable to handle peak trading volumes
- fraud, corruption and error

In certain countries, securities markets may also suffer from impaired efficiency and liquidity, which may worsen price volatility and market disruptions.

To the extent that emerging markets are in different time zones from Luxembourg, the fund might not be able to react in a timely fashion to price movements that occur during hours when the fund is not open for business.

For purposes of risk, the category of emerging markets includes markets that are less developed, such as most countries in Asia, Africa, South America and Eastern Europe, as well as countries such as China, Russia and India that have successful economies but may not offer the highest levels of investor protection.

EQUITIES RISK Equities can lose value rapidly, and typically involve higher (often significantly higher) market risks than bonds or money market instruments.

If a company goes through bankruptcy or a similar financial restructuring, its equities may lose most or all of their value.

The price of an equity varies according to supply and demand and the market expectations about the company's future profitability, which may be driven by factors such as consumer demand, product innovation, actions of competitors, and how or whether a company chooses to address environmental, social and governance (ESG) factors.

Examples of ESG practices include mitigating the effects of extreme weather events, reducing environmental impacts, improving labour conditions, promoting workplace non-discrimination and establishing strong and transparent governance.

HEDGING RISK Any attempts to reduce or eliminate certain risks may not work as intended, and to the extent that they do work, they will generally eliminate potentials for gain along with risks of loss.

The fund may use hedging within its portfolio, and, with respect to any designated share classes, to hedge the currency exposure of the class. Hedging involves costs, which reduce investment performance. Therefore, with any share class that involves hedging both at the fund level and the share class level, there can be two levels of hedging, some of which may yield no benefit (for example, at the fund level, a fund may hedge SGD-denominated assets to EUR, while an SGD-hedged share class of this fund would then reverse that hedge).

Risks related to share class currency hedging (such as counterparty risk) could affect investors of other share classes. For a list of funds with share classes that could experience contagion risk, go to [fidelityinternational.com](https://www.fidelityinternational.com).

HIGH YIELD RISK The values of high yield securities are speculative. Compared to investment grade bonds, high yield securities are more volatile, more sensitive to economic events, less liquid and carry greater default risk.

Foreign high yield securities generally include risks associated with international investing, such as currency risk due to differences in currencies.

INTEREST RATE RISK When interest rates rise, bond values generally fall. This risk is generally greater the longer a bond investment's duration.

For bank deposits and for money market instruments and other short-maturity investments, interest rate risk works in the opposite direction. Falling interest rates can be expected to cause investment yields to fall.

INVESTMENT FUND RISK As with any investment fund, investing in the fund involves certain risks an investor would not face if investing in markets directly:

- the actions of other investors, in particular sudden large outflows of cash, could interfere with orderly management of the fund and cause its NAV to fall

- the investor cannot direct or influence how money is invested while it is in the fund
- to the extent that a fund uses its own valuation estimates (fair value) for securities, any error in valuation could affect NAV
- to the extent that a fund shifts non-cash assets into cash or money market instruments as a defensive move, the fund will miss out on any positive performance in the non-cash assets
- the fund is subject to various investment laws and regulations that limit the use of certain securities and investment techniques that might improve performance; to the extent that the fund decides to register in jurisdictions that impose investment requirements, this decision could further limit its investment flexibility and scope
- changes in regulations worldwide and increased regulator scrutiny of financial services could lead to new regulations or other changes that could limit opportunities or increase costs for the SICAV
- because fund shares are not publicly traded, the only option for liquidation of shares is generally redemption, which the fund can suspend for any of the reasons described in “Rights We Reserve” under “Investing in the Funds”
- the fund’s buying and selling of investments may not be optimal for the tax efficiency of any given investor
- it may be impractical or impossible for different share classes to completely isolate their costs and risks from other share classes, including the risk that creditors of one share class of a fund may attempt to seize assets of another class to settle an obligation
- to the extent the SICAV conducts business with affiliates of FIL (Luxembourg) S.A., and these affiliates (and affiliates of other service providers) do business with each other on behalf of the SICAV, conflicts of interest may be created; to mitigate these, all such dealings must be conducted at arm’s length, and all entities, and the individuals associated with them, are subject to strict fair dealing policies that prohibit profiting from inside information or showing favoritism
- to the extent that the fund invests in other UCITS or in UCIs, it could incur a second layer of fees (which will further erode any investment gains), could face liquidity risk in trying to unwind its investment in a UCITS/UCI, and is subject to all the risks listed above, making shareholders indirectly subject to them as well
- to the extent that the fund invests in cash or cash equivalents beyond its investment allocation (such as for defensive investing) the fund is not pursuing its goal and may not fully participate in positive market movements.

Where a fund invests in another UCITS or a UCI, these risks apply to the fund, and in turn indirectly to shareholders.

LEVERAGE RISK The fund’s high net exposure to certain investments could make its share price more volatile.

To the extent that the fund uses derivatives or Securities lending to increase its net exposure to any market, rate, basket of securities or other financial reference source, fluctuations in the price of the reference source will be amplified.

LIQUIDITY RISK Any security could temporarily become hard to value or to sell at a desired time and price.

Liquidity risk could affect the fund’s value and its ability to pay redemption proceeds or to repay, for example, repurchase agreement proceeds by the agreed deadline.

MARKET RISK Prices and yields of many securities can change frequently — sometimes with significant volatility — and can fall, based on a wide variety of factors.

Examples of these factors include:

- political and economic news
- government policy
- changes in technology and business practices
- changes in demographics, cultures and populations
- natural or human-caused disasters

- weather and climate patterns
- scientific or investigative discoveries
- costs and availability of energy, commodities and natural resources

The effects of market risk can be immediate or gradual, short-term or long-term, narrow or broad.

OPERATIONAL RISK In any country, but especially in emerging markets, the fund could suffer losses due to errors, service disruptions or other failures, as well as fraud, corruption, cyber crime, instability, terrorism or other irregular events.

Operational risks may subject the fund to errors affecting valuation, pricing, accounting, tax reporting, financial reporting, custody and trading, among other things. Operational risks may go undetected for long periods of time, and even if they are detected it may prove impractical to recover prompt or adequate compensation from those responsible.

REAL ESTATE RISK Real estate investment trusts (REITs) invest directly in physical real estate or related businesses, tend to have above-average volatility, and can be hurt by mortgage-related risks or by any factor that makes an area or individual property less valuable.

Specifically, investments in real estate holdings or related businesses or securities (including interests in mortgages) can be hurt by natural disasters, physical degradation, economic declines, overbuilding, zoning changes, tax increases, population or lifestyle trends, failures of management, difficulty attracting tenants or collecting payments, environmental contamination and other factors that may affect the market value or cash flow of the investment, including the failure of a REIT to qualify for tax-free pass-through of income.

Equity REITs are most directly affected by real estate factors, while mortgage REITs are more vulnerable to interest rate risk and credit risk (such as declines in the creditworthiness of the mortgage holders).

Many REITs are in effect small corporations and carry small- and mid-cap equity risk. Some are highly leveraged, which increases volatility. The value of real estate-related securities does not necessarily track the value of the underlying assets.

RUSSIA RISK In Russia and the Commonwealth of Independent States, risks associated with custody and counterparties are higher than in developed countries.

Russian custodial institutions observe their own rules, have significantly less responsibility and accountability to investors, are poorly regulated and are susceptible to fraud, negligence or error.

The securities markets in these countries may suffer from impaired liquidity, pervasive criminal activity and market manipulation, all of which may worsen price volatility and market disruptions.

It is understood that under the current Luxembourg regulation a fund may invest not more than 10% of its net assets in unlisted securities not dealt on a Regulated Market. Some investments in Russian securities may be considered as falling under such limit.

SECURITISATION RISK Mortgage-backed and asset-backed securities (MBS and ABS), and other types of collateralised debt security, typically carry prepayment and extension risk and can carry above-average liquidity risk.

MBS (a category that includes collateralised mortgage obligations, or CMOs) and ABS (a category that includes collateral debt obligations, or CDOs) represent an interest in a pool of debt, such as credit card receivables, auto loans, student loans, equipment leases, home mortgages and home equity loans.

MBS and ABS also tend to be of lower credit quality than many other types of debt securities. To the extent that the debts underlying an MBS or ABS go into default or become

noncollectable, the securities based on those debts will lose some or all of their value.

Any unexpected behavior in interest rates could hurt the performance of ABS/MBS and other callable debt securities (securities whose issuers have the right to pay off the security's principal before the maturity date).

When interest rates fall, issuers tend to pay off these securities and re-issue new ones at lower interest rates. When this happens, the fund may have no alternative but to reinvest the money from these prepaid securities at a lower rate of interest (prepayment risk).

In contrast, when interest rates rise, borrowers tend not to prepay their low-interest mortgages. This can lock in the fund to receiving below-market yields until interest rates fall or the securities mature (extension risk). It can also mean that the fund must either sell the securities at a loss or forgo the opportunity to make other investments that might have performed better.

The prices and yields of callable securities typically reflect the assumption that they will be paid off at a certain point before maturity. If this prepayment happens when expected, the fund generally will not suffer any adverse effects. However, if it happens substantially earlier or later than expected, it can mean that the fund effectively overpaid for the securities.

These factors can also affect the fund's duration, increasing or decreasing sensitivity to interest rates. In some circumstances, the failure of rates to rise or fall when anticipated could cause prepayment or extension risks as well.

SHORT POSITION RISK Taking a short position (a position whose value moves in the opposite direction from the value of the security itself) through derivatives creates losses when the underlying security's value rises. The use of short positions may increase the risk of both loss and volatility.

Potential losses from using short position are theoretically unlimited as there is no restriction on the price to which a security may rise, whereas the loss from a cash investment in the security cannot exceed the amount invested.

The short selling of investments may be subject to changes in regulations, which could create losses or the inability to continue using short positions as intended or at all.

SMALL AND MID CAP EQUITY RISK Equities of small and mid capitalisation companies can be more volatile and less liquid than those of larger companies.

Small and mid capitalisation companies often have fewer financial resources, shorter operating histories and less diverse business lines, and as a result can be at greater risk of long-term or permanent business setbacks. Initial public offerings (IPOs) can be highly volatile and can be hard to evaluate because of a lack of trading history and relative lack of public information.

SOVEREIGN DEBT RISK Debt issued by governments and government-owned or -controlled entities can be subject to many risks, especially in cases where the government is reliant on payments or extensions of credit from external sources, is unable to institute necessary systemic reforms or to control domestic sentiment, or is vulnerable to changes in geopolitical or economic sentiment.

Even if a government issuer is financially able to pay off its debt, investors may have little recourse should it decide to delay, discount or cancel its obligations, as the main avenue to pursue payment is typically the sovereign issuer's own courts.

Investment in sovereign debt exposes a fund to direct or indirect consequences of, inter alia, political, social and economic changes.

SPECIAL PURPOSE ACQUISITION COMPANIES RISK Special Purpose Acquisition Companies Risk: Where provided in their investment policies some of the funds may invest in stock, warrants, and other securities of special purpose acquisition companies ("SPACs") or similar entities that pool funds to seek potential acquisition opportunities. A SPAC generally invests its assets in government securities, money market fund securities and cash, which is returned to shareholders in the event that the assets are not used to complete an acquisition within a specified period of time. SPACs and similar entities are listed shell companies without an operating history or ongoing business, other than seeking acquisitions, therefore the value of their securities is dependent on the ability of the entity's management to identify and complete an acquisition.

SUSTAINABLE INVESTING RISK To the extent the fund weighs ESG or sustainability criteria in choosing investments, it may underperform the market or other funds that invest in similar assets but do not apply sustainability criteria.

While the fund, in selecting investments, may use a proprietary ESG scoring process that is based partially on third party data, such data may be incomplete or inaccurate.

In making its proxy voting decisions consistent with ESG criteria, exclusionary criteria, the fund may not always be consistent with maximising an issuer's short-term performance. For information about Fidelity's ESG voting policy, go to www.fidelity.lu/sustainable-investing/our-policies-and-reports

TARGET DATE FUND RISK As the fund's asset allocation becomes more conservative, its potential for growth diminishes, and thus also its ability to recoup any existing or future losses. You might not get all of your original investment back on the target date.

Certain funds may periodically change their allocation across asset classes and therefore may incur greater transaction costs than a fund with a static allocation strategy.

TAX RISK Some countries tax interest, dividends or capital gains on certain investments in their country. Any country could change its tax laws or treaties in ways that affect the fund or its shareholders.

Tax changes potentially could be retroactive and could affect investors with no direct investment in the country. For example, if China were to change its tax classification of the SICAV or a related entity, modify or cease honoring a tax treaty or eliminate tax incentives, it could increase the taxes due on Chinese investments or even result in a tax of 10% (or greater) on the income the SICAV receives from all sources worldwide, including in those funds that do not hold any Chinese investments.

The SICAV cannot guarantee that it will be exempt from FATCA or other withholding requirements or that it will provide all necessary information for shareholders to comply with their tax reporting requirements. Any fines associated with the discovery of a US investor as a shareholder in any fund would be paid out of shareholder assets, costs the SICAV is unlikely to be able to recover.

TECHNOLOGY AND INNOVATION RISK Technology and innovation companies tend to have above-average volatility. The success or failure of a product or company can change rapidly with new developments in technology, consumer preference and regulation as well as the outcome of lawsuits, mergers and changes in personnel or strategy.

Technology and innovation companies are vulnerable to supply chain disruptions, high employee turnover and workplace welfare issues. The technology sector has above-average cyber security risk because of its disproportionately large online presence.

General Investment Powers and Restrictions

Each fund, and the SICAV itself, must comply with all applicable EU and Luxembourg laws and regulations, as well as certain circulars, guidelines and other requirements. This section presents, in tabular form, the fund management requirements of the 2010 law (the main law governing the operation of a UCITS) as well as the requirements set by the European Securities and Markets Authority (ESMA) for money market funds and for risk monitoring and management. In case of any discrepancy, law itself, in the original French, would prevail over either the management regulations or the prospectus (with the management regulations taking precedence over the prospectus).

If any violation of the 2010 law or the money market fund regulation by a fund is detected, the Investment Manager must make compliance with the relevant policies a priority in its securities trades and investment management decisions, while also taking due account of the interests of shareholders. Any violation that arises incidentally must be resolved as soon as possible, consistent with the normal course of fund operations.

Except where otherwise noted, all percentages and restrictions apply to each fund individually, and all asset percentages are measured as a percentage of its assets (including cash).

Permitted assets, techniques and transactions

The table on the following page describes what is allowable to any UCITS. The funds may set limits that are more restrictive in one way or another, based on their investment objectives and policies. A fund's usage of any asset, technique or transaction must be consistent with its investment policies and restrictions.

No fund can acquire assets that come with unlimited liability attached, underwrite securities of other issuers (other than if it may be considered to do so in the course of disposing of fund securities), or issue warrants or other rights to subscribe for their shares.

Unless specified in their respective information funds are actively managed and do not seek to replicate or track the performance of any index. However, as part of the funds' active allocation policy, the Investment Manager may invest a portion of their assets from time to time in holdings and instruments which provide passive exposure, such as ETFs, futures, total return swaps, and swaps/options on an index.

Where appropriate to implement their investment objective, the investments for all Bond funds may be made in bonds issued in currencies other than the fund's Base Currency. The Investment Manager may choose to hedge currency exposures through the use of instruments such as forward foreign exchange contracts.

Unless otherwise specified in its Investment objective or policy, securitised and/or collateralised securities (e.g. asset-backed securities and mortgage-backed securities) will not exceed 20% of the assets of a fund, provided that such limit will not apply to investments in such securities issued or guaranteed by the United States government or United States government sponsored entities. Equity funds are not expected to have any material exposure to securitised and/or collateralised securities.

Unless otherwise specified in its investment objective or policy, below investment grade or high yielding securities will not exceed 20% of the assets of a fund. Each fund may invest up to 10% of its net assets in UCITS and UCIs, unless otherwise specified in its investment objective.

Funds are not expected to have any material exposure to distressed securities, unless otherwise specified in their investment objectives or policies. Funds authorized to invest in fixed income securities may invest in bonds that can have conversion or subscription rights to other assets attached to them and can invest up to 100% of their assets in investment

grade bonds, unless otherwise specified in their investment objectives. The Investment Manager is unconstrained in the amount it may invest in any country or region, unless otherwise specified in the fund's investment objective or policy.

Co-Management of Assets

For the purpose of effective management the Board may choose that the assets of certain funds within the Fidelity Funds range be co-managed. In such cases, assets of different funds will be managed in common. Co-managed assets are referred to as a 'pool', notwithstanding the fact that such pools are used solely for internal management purposes. The pools do not constitute separate entities and are not directly accessible to investors. Each of the co-managed funds shall be allocated its specific assets.

Where the assets of more than one fund are pooled, the assets attributable to each participating fund will initially be determined by reference to its initial allocation of assets to such a pool and will change in the event of additional allocations or withdrawals.

The entitlement of each participating fund to the co-managed assets applies to each and every line of investments of such pool.

Additional investments made on behalf of the co-managed funds shall be allotted to such funds in accordance with their entitlements whereas assets sold shall be levied similarly on the assets attributable to each participating fund.

TERMS USED IN THIS SECTION

The terms below are used mainly or exclusively in this "General Investment Powers and Restrictions" section and have the following meanings.

ABCP Asset-backed commercial paper.

amortised cost A valuation method in which acquisition cost is adjusted for amortisation of premiums or discounts up through maturity.

CNAV A public debt constant net asset value money market fund.

eligible state Any state that the Board considers to be consistent with a given portfolio's investment objective.

EU-level issuers The EU, a central authority or central bank of a European member state, the European Central Bank, the European Investment Bank, the European Stability Mechanism or the European Financial Stability Facility.

EU and international issuers All EU-level issuers, plus any regional or local authority of a European state, any sovereign nation or member state of a federation, and any relevant international body to which a European state belongs, such as the International Monetary Fund, International Bank for Reconstruction and Development, Council of Europe Development Bank, European Bank for Reconstruction and Development, or Bank for International Settlements.

mark-to-market A valuation method based on independent, readily available liquidation prices, such as prices from exchanges, screen prices, or quotes from multiple reputable independent brokers.

mark-to-model A valuation method that is benchmarked, extrapolated or otherwise calculated from one or more market inputs.

member state A member state of the EU or of the European Economic Area.

MMF A money market fund.

money market instruments Transferable instruments normally dealt in on the money market, such as treasury and local authority bills, certificates of deposits, commercial paper, bankers' acceptances, and medium- or short-term notes.

LVNAV A low volatility net asset value money market fund.

regulated market A regulated market within the meaning of Directive 2004/39/EC of the European Parliament, or any other market in an eligible state, country, or territory that the directors of the Management Company consider to be regulated, regularly operating, recognised, and open to the public.

short-term MMF An MMF that invests in eligible money market instruments referred to in article 10.1 of Regulation (EU) 2017/1131 of the European Parliament and of the Council of 14 June 2017 on money market funds (the "MMF Regulation") and is subject to the portfolio rules set out in article 24 of the MMF Regulation.

standard MMF An MMF that invests in eligible money market instruments referred to in article 10.1 and 10.2 and is subject to the portfolio rules set out in article 25 of the MMF Regulation.

VNAV A variable net asset value money market fund.

weighted average life (WAL) The average asset-weighted time to legal maturity of an MMF's total asset exposures; a measure of credit and liquidity risk.

weighted average maturity (WAM) The average asset-weighted time to legal maturity or the next interest rate reset, whichever is shorter, of an MMF's total asset exposures; a measure of sensitivity to interest rate risk.

1. Transferable securities and money market instruments

<p>Must be listed or traded on an official stock exchange in an eligible state, or on a regulated market in an eligible state (a market that operates regularly, is recognised and is open to the public). Recently issued securities must include in their terms of issue a commitment to apply for official listing on a regulated market and such admission must be received within 12 months of issue.</p>	<p>Must be listed or traded on a money market in an eligible state. For eligible states outside the EU, the money market must be approved by the competent authorities, provided for in law, or identified in the fund’s rules or instruments of incorporation.</p>	<p>Widely used. Material usage is described in “Fund Descriptions”.</p>
--	---	---

2. Money market instruments that do not meet the requirements in row 1

<p>Must be subject (at the securities or issuer level) to regulation aimed at protecting investors and savings and must meet one of the following:</p> <ul style="list-style-type: none"> • be issued or guaranteed by a central, regional or local authority, or a central bank of an EU member state, the European Central Bank, the European Investment Bank, the EU, a public international body to which at least one EU member state belongs, a sovereign nation, or a member state of a federation • be issued by an undertaking of any securities that qualify under row 1 (with exception of recently issued securities) • be issued or guaranteed by an institution that is subject to, and complies with, EU prudential supervision rules or other rules the CSSF considers to be at least as stringent <p>Can also qualify if the issuer belongs to a category approved by the CSSF, is subject to investor protections that are equivalent to those described above, and meets one of the following criteria:</p> <ul style="list-style-type: none"> • is issued by a company with at least EUR 10 million in capital and reserves that publishes annual accounts consistent with Directive 2013/34/EU • is issued by an entity dedicated to financing a group of companies at least one of which is publicly listed • is issued by an entity dedicated to financing securitisation vehicles that benefit from a banking liquidity line 	<p>Must have a remaining or effective maturity or reset date of 397 days or less (with floating- or fixed-rate instruments hedged by swaps that reset to a money market rate or index) and must also meet all of the following that apply:</p> <ul style="list-style-type: none"> • be issued or guaranteed by one or more EU-level issuers • be issued or guaranteed by one or more EU and international issuers, with both issue and issuer receiving favourable internal credit assessments • if it is a securitisation or ABCP, it must be sufficiently liquid, have a favourable internal credit assessment, have a legal maturity of 2 years or less, and meet one of the following: <ul style="list-style-type: none"> - it is a securitisation referred to in article 13 of Commission Delegated Regulation (EU) 2015/61; Short-Term MMF: also must be an amortising instrument with a WAL of 2 years or less - it is not (and does not include, even on a look-through basis) a re-securitisation or synthetic securitisation, and it is fully supported by the issuing regulated credit institution as to liquidity and credit risks, material dilution risks, ongoing transaction and programme costs, and any necessary investor guarantees of full payment; Short-Term MMF: legal maturity at issuance must be 397 days or less - it is a simple, transparent, standardised (STS) securitisation or ABCP; Short-Term MMF: must be amortising instruments, have a WAL of 2 years or less, and have had a legal maturity at issuance of 397 days or less 	<p>Widely used. Material usage is described in “Fund Descriptions”.</p>
--	---	---

3. Transferable securities and money market instruments that do not meet the requirements in rows 1 and 2

<p>Limited to 10% of fund assets.</p>	<p>Permitted as to money market instruments. No such ratio is applicable to money market funds.</p>	<p>Any usage likely to create material risk is described in “Fund Descriptions”.</p>
---------------------------------------	---	--

4. Shares of UCITS or other UCIs that are not linked to the SICAV*

<p>Must be limited by constitutional documents to investing up to 10% of assets in other UCITS or other UCIs. If the target investment is an “other UCI”, it must do all of the following:</p> <ul style="list-style-type: none"> • invest in UCITS-allowable investments • be authorised by an EU member state or by a state the CSSF considers to have equivalent laws on supervision, with adequate cooperation between authorities sufficiently ensured • issue annual and semi-annual reports that enable an assessment of assets, liabilities, income and operations over the reporting period • offer investor protections that are equivalent to those of a UCITS, in particular as to the rules on asset segregation, borrowing, lending and uncovered sales 	<p>The target MMF must be limited to investing up to 10% of assets in other MMFs, and those MMFs must be authorised under these same rules as those listed in the left column.</p> <p>An acquiring MMF must invest up to 17.5% of assets in other MMFs and up to 5% of assets in any one MMF. By derogation to this rule the acquiring MMF can invest up to 20% of assets in other MMFs with a maximum of 30% in aggregate of assets in targeted MMF which are not UCITS in accordance with Article 55 of the UCITS directive provided that the eligible MMFs are marketed solely through an employee savings scheme, have only natural persons as investors, are governed by national law, and under that law can permit redemptions only in non-market-related circumstances.</p> <p>An MMF that invests 10% or more of assets in other MMFs must disclose in its prospectus the maximum allowable management fees payable by both the target and acquiring MMFs, and in its annual report the amounts actually paid.</p> <p>The target fund cannot invest, in turn, in the acquiring fund (reciprocal ownership). The underlying investments held by the targeted MMF in which a fund invests do not need to be considered for the purposes of the diversification limits set forth in the Diversification requirements for Money Market Funds table. The acquiring MMF surrenders all voting rights in shares of the target MMF it acquires. A short-term MMF can only invest in other short-term MMFs.</p>	<p>Any usage that is over 10% of fund assets is disclosed in “Fund Descriptions”. Total annual management fees of funds and underlying UCITS/ other UCIs may be up to 3%.</p>
---	---	---

* May include ETFs. A UCITS or other UCI is considered to be linked to the SICAV if both are managed or controlled by the same Management Company or another affiliated management company.

Non-money market funds	Money market funds	Usage by funds
5. Shares of UCITS or other UCIs that are linked to the SICAV*		
<p>Must meet all non-money market fund requirements in row 4.</p> <p>The SICAV's annual report must state the total annual management and advisory fees charged both to the fund and to the UCITS/other UCIs in which the fund has invested during the relevant period.</p> <p>The UCITS/other UCI cannot charge a fund any fees for subscribing for or redeeming shares.</p>	<p>Same as row 4. If the acquiring MMF and Target MMF are managed or controlled by the same Management Company or another affiliated management company, the Management Company or that other company is prohibited from charging subscription or redemption fees.</p>	<p>Non-MMF usage same as row 4, plus funds pay no annual management or advisory fees to any linked UCITS/other UCI.</p>
6. Shares of other funds of the SICAV		
<p>Must meet all non-money market fund requirements in rows 4 and 5.</p> <p>The target fund cannot invest, in turn, in the acquiring fund (reciprocal ownership).</p> <p>The acquiring fund surrenders all voting rights in shares of the target fund it acquires.</p> <p>When measuring whether a fund meets the minimum required asset level, the value of investment in target funds is not included.</p>	<p>Same as row 4.</p>	<p>Non-MMF usage same as row 4, plus funds pay no annual management or advisory fees to any other funds.</p>
7. Real estate and commodities, including precious metals		
<p>Direct ownership of commodities, or certificates representing them, is prohibited. Investment exposure is allowed only indirectly, through assets, techniques and transactions allowed under the 2010 Law.</p> <p>The financial indices used to obtain exposure to commodities through financial derivatives instruments comply with the requirements set out in the article 9 of the Grand-Ducal Regulation of 8 February 2008.</p> <p>Direct ownership of real estate and other tangible property is prohibited except for any used by the SICAV itself for its operations.</p>	<p>Exposure not permitted in any form.</p>	<p>Usage likely to create material risk is described in "Fund Descriptions". Direct purchases of real or tangible property are unlikely.</p>
8. Deposits with credit institutions		
<p>Must be repayable or withdrawable on demand, and any maturity date must be up to 12 months in the future.</p> <p>The credit institutions either must have a registered office in an EU member state or, if not, be subject to prudential supervision rules the CSSF considers to be at least as stringent as EU rules.</p>	<p>Same as for non-money market funds.</p>	<p>Any usage will be described in "Fund Descriptions".</p>
9. Ancillary liquid assets		
<p>Limited to 20% of the portfolio net assets under normal market circumstances.</p> <p>Only bank deposits at sight, such as cash held in current accounts with a bank accessible at any time.</p> <p>Must be held only for treasury purposes or a period of time necessary in case of unfavourable market conditions.</p> <p>On a temporary basis, if justified by exceptionally unfavourable market conditions and where in the best interests of the shareholders, ancillary liquid assets may represent more than 20% of the portfolio net assets.</p>	<p>Limited to 20% of the portfolio net assets.</p> <p>Only bank deposits at sight, such as cash held in current accounts with a bank accessible at any time.</p>	<p>Commonly used by all funds, and may be used extensively for temporary defensive purposes.</p>
10. Derivatives and equivalent cash-settled instruments See also "How the Funds Use Instruments and Techniques" on page 110.		
<p>Underlying assets must be those described in rows 1, 2, 4, 5, 6 and 8 or must be financial indices (compliant with article 9 of the Grand-Ducal Regulation of 8 February 2008), interest rates, foreign exchange rates or currencies consistent with fund investment objectives and policies.</p> <p>All usage must be adequately captured by the risk management process described in "Management and monitoring of global risk" below.</p> <p>OTC derivatives must meet all of the following criteria:</p> <ul style="list-style-type: none"> • be subject to reliable and verifiable independent daily valuations • be able to be sold, liquidated or closed by an offsetting transaction at their fair value at any time at the SICAV's initiative • be with counterparties that are institutions subject to prudential supervision and that belong to categories approved by the CSSF 	<p>Must be dealt in on a regulated market as referred to in row 1 or OTC and all of the following conditions are fulfilled:</p> <ul style="list-style-type: none"> • the underlying of the derivative instrument consists of interest rates, foreign exchange rates, currencies or indices representing one of those categories; • the derivative instrument serves only the purpose of hedging the interest rate or exchange rate risks inherent in other investments of the Fund; • the counterparties to OTC derivative transactions are institutions subject to prudential regulation and supervision and belonging to the categories approved by the competent authority of the Fund; • the OTC derivatives are subject to reliable and verifiable valuation on a daily basis and can be sold, liquidated or closed by an offsetting transaction at any time at their fair value at the Fund's initiative 	<p>Material usage is described in "Fund Descriptions".</p>

* May include ETFs. A UCITS or other UCI is considered to be linked to the SICAV if both are managed or controlled by the same Management Company or another affiliated management company.

<p>11. Securities lending, repurchase/reverse repurchase agreements See also “How the Funds Use Instruments and Techniques” on page 110.</p>		
<p>Must be used for efficient portfolio management only. The volume of transactions must not interfere with a fund’s pursuit of its investment policy or its ability to meet redemptions. With loans of securities and with repurchase transactions, the fund must ensure that it has sufficient assets to settle the transaction. All counterparties must be subject to EU prudential supervision rules or to rules the CSSF considers to be at least as stringent. For each transaction, the fund must receive and hold collateral that is at least equivalent, at all times during the lifetime of the transactions, to the full current value of the securities lent. During the life of a repurchase contract, the fund cannot sell the securities that are the object of the contract, either before the right to repurchase these securities has been exercised by the counterparty, or the repurchase term has expired. A fund may lend securities:</p> <ul style="list-style-type: none"> • directly to a counterparty • through a lending system organised by a financial institution that specialises in this type of transaction • through a standardised lending system organised by a recognised clearing institution <p>The SICAV cannot grant or guarantee any other type of loan to a third party. The fund must have the right to terminate any securities lending, repurchase or reverse repurchase transaction and to recall the securities that have been lent or are subject to the repurchase agreement.</p>	<p>Securities lending is not permitted. The MMF must have the right to terminate a repurchase or reverse repurchase agreement with up to two working days’ notice; for reverse repurchase agreements, the MMF must receive back the full amount of cash (on either an accrued or mark-to-market basis; if the latter, that value must be used in calculating NAV). Repurchase agreements must meet all of the following criteria:</p> <ul style="list-style-type: none"> • be no longer than 7 working days • be used only to manage temporary liquidity • the counterparty cannot sell, invest, pledge or otherwise transfer assets provided as collateral without the fund’s prior consent • the cash received must not exceed 10% of MMF assets and must be placed in deposits or invested in assets that are issued or guaranteed by one or more EU-level issuers or a central authority or central bank of a third country and that have received, for both issuer and issue, favourable internal credit assessments <p>Assets received through reverse repurchase agreements must meet all of the following:</p> <ul style="list-style-type: none"> • market value must at all times at least equal cash paid out • they are money market instruments as described in row 2 above • they are issued by an entity that is independent from the counterparty and not expected display high correlation with it • the MMF cannot sell, invest, pledge or otherwise transfer assets provided as collateral without the counterparty’s prior consent • they do not create more than 15% exposure to any one issuer except an EU and international issuer <p>Assets received through reverse repurchase agreements in accordance with the exceptions column of row A in the “Diversification requirements” table below.</p>	<p>Material usage is described in “Fund Descriptions”. For securities lending, the funds require higher collateral than regulations specify.</p>
<p>12. Borrowing</p>		
<p>The SICAV is not allowed to borrow in principle except if it on a temporary basis and represents up to 10% of fund assets. The SICAV may however acquire foreign currency via back-to-back loans.</p>	<p>Not permitted in any form.</p>	<p>No funds currently intend to borrow from banks.</p>
<p>13. Short exposure</p>		
<p>Direct short sales are prohibited. Short positions may be acquired only indirectly, through derivatives.</p>	<p>Exposure not permitted in any form.</p>	<p>Any usage likely to create material risk is described in “Fund Descriptions”.</p>

Master - Feeder funds

The SICAV can create funds, that qualify as a master fund or a feeder fund. It can also convert existing funds into feeder funds, or switch any feeder fund to a different master fund. The rules below apply to any sub-fund that is a feeder fund.

Security	Investment requirements	Other terms and requirements
<p>Units of the master fund</p>	<ul style="list-style-type: none"> • At least 85% of assets 	
<p>Derivatives and ancillary liquid assets</p>	<ul style="list-style-type: none"> • Up to 15% of assets 	<p>Derivatives must only be used for hedging. Movable and immovable property must be essential for the direct pursuit of the feeder fund’s business. In measuring derivatives exposure, the fund must combine its own direct exposure with the exposure created by the master fund.</p>

Additional voluntary requirements

Certain funds have voluntarily agreed to manage their portfolios to comply with certain requirements where doing so will allow them to distribute the funds in the countries indicated below, and in some cases to offer tax benefits to investors in those countries. This table lists only requirements that concern portfolio investment and that exceed those otherwise applicable to a fund (including the fund’s own limits as stated in this prospectus).

Jurisdiction	Requirements	Applies to
France	<ul style="list-style-type: none"> Must invest at least 75% of its assets in securities issued in the EU, Norway or Iceland. 	Funds stating an intention to be eligible under the French Plan d'Épargne en Actions Tax Act (PEA) in "Fund Descriptions".
Germany	<ul style="list-style-type: none"> Must invest more than 50% of its assets in instruments qualifying as "equity participation" in order to be treated as "Equity Fund" for GITA purposes (at least 25% for "Mixed Fund"). 	Funds stating an intention to be eligible under the German Investment Tax Act (GITA).
Hong Kong	<ul style="list-style-type: none"> Must invest up to 10% of its Net Asset Value in securities issued or guaranteed by government, public/local authorities in any one country with a credit rating below investment grade unless otherwise disclosed in the investment objective of the fund. Net derivative exposure must not exceed 50% of the fund's Net Asset Value, except for Fidelity Funds - Emerging Market Debt Fund and Fidelity Funds - Global Inflation-linked Bond Fund (up to 100%) and Fidelity Funds - Flexible Bond Fund and Fidelity Funds - Strategic Bond Fund (above 100%). The management company, the Investment Manager and the investment advisers or anyone acting on behalf of the Fund, the Management Company, the Investment Manager and the investment advisers (as applicable), when investing for the Fund in units/shares of UCITS and/or other UCIs, may not obtain, for their own account, any rebate on any fees or charges levied by such UCITS and/or other UCIs or their management companies, if any or any quantifiable monetary benefits in connection with investments in any of such UCITS and/or other UCIs. Unless otherwise specified in a fund's investment objective, those funds authorized for sale in Hong Kong (other than the Cash funds and Equity funds) may invest in instruments with loss-absorption features which may include instruments classified as Additional Tier 1/Tier 2 capital instruments, CoCos, non-preferred senior bonds which may also be known as Tier 3 bonds and other instruments eligible to count as loss-absorbing capacity under the resolution regime for financial institution. Such investment will at all times remain below 50% of the funds' Net Asset Value. Notwithstanding the aforesaid, Fidelity Funds - Australian Diversified Equity Fund may invest less than 30% of its total net assets in such instruments with loss-absorption features. For funds that have not stated in their investment objectives that they may have direct access to Onshore Chinese Securities, it is currently intended that each such fund will not directly or indirectly invest more than 10% of its Net Asset Value in Onshore Chinese Securities on an aggregated basis." Unless otherwise stated in the investment objective of a fund, a fund may invest less than 70% in Chinese bonds via CIBM or less than 70% in Chinese bonds via Bond Connect. Each of the Cash funds must maintain an average portfolio maturity not exceeding 90 days and must not purchase an instrument with a remaining maturity of more than one year, or two years in the case of government and other public securities. The aggregate value of investments by a Cash fund in deposits, Transferable Securities and Money Market Instruments issued by or placed with the same issuing body may not exceed 10% of the net assets of the Cash fund except: (a) in the case of deposits, where the issuer is a substantial financial institution (as such term is defined under the Hong Kong Securities and Futures Commission's Code on Unit Trust and Mutual Funds) and the total amount does not exceed 10% of the issuer's issued capital and published reserves, in which case the limit may be increased to 25% of the net assets of the Cash fund; and (b) in the case of Transferable Securities or Money Market Instruments which are issued or guaranteed by a Member State, its local authorities, a non-member State of the EU accepted by the CSSF or by public international bodies of which one or more Member States of the EU are members, this limit is increased to 100% provided that the Cash fund holds securities from at least six different issues and securities from one issue do not account for more than 30% of the net assets of the Cash fund. The debt securities which the Cash funds invest in are monitored on an ongoing basis, including as regards credit quality. Credit research of the debt securities involve qualitative and quantitative analysis as well as peer group comparison. 	Funds registered in Hong Kong.
		11.1 - 1
Italy	<ul style="list-style-type: none"> Must invest up to 17.5% of its assets in securities in the FTSE MIB index or any equivalent index. Must invest up to 3.5% of its assets in securities in the FTSE MIB index, FTSE Mid Cap index or any equivalent index. 	Funds stating an intention to be eligible under the Italian Piano Individuale di Risparmio a lungo termine (PIR) in "Fund Descriptions".
South Korea	<ul style="list-style-type: none"> A fund's securities shall be issued for the unidentified public, and 10% or more of the Shares issued by the fund shall be sold outside Korea. 60% or more of a fund's net assets shall be invested or otherwise managed in non-Korean Won - denominated securities. A fund shall not invest more than 35% of its assets in transferable securities and money market instruments issued or guaranteed by the government of any member states of G20 (which is not a member state of either the EU or OECD) or Singapore Each fund registered in Korea under FSCMA may not invest more than 30% of its total assets in collective investment vehicles other than collective investment vehicles as defined in Article 229, Item 1 of FSCMA A policy to prevent conflicts of interest from constituting or giving rise to a material risk of damage to the interests of shareholders is in place, to the effect that "A foreign collective investment business entity or its affiliated company, any executive or significant shareholder (referring to a shareholder who holds more than 10% of the outstanding stocks in their own name or any other person's name) of any of the afore-mentioned companies, or the spouse of such executive or shareholder shall not conduct any transaction with the collective investment property for their own interest, except where conflicts of interest are not likely to occur in trading with the foreign collective investment scheme, such as transactions through an open market.", which is the restriction on transactions with interested persons under the laws and regulations of Korea. 	Funds registered in Korea.
South Africa	<ul style="list-style-type: none"> Must use derivative instruments only for the purposes of efficient portfolio management. Derivatives can be exchange traded or traded OTC. Must not invest in a fund of funds or a feeder fund. 	Funds registered in South Africa.
Taiwan	<ul style="list-style-type: none"> The total value of each fund's non-offset position in derivatives for efficient portfolio management shall not exceed 40% of the Net Asset Value of the fund (or such other percentage stipulated by the FSC from time to time), and the total value of each fund's non-offset position in derivatives for hedging purposes shall not, at any time, exceed the total market value of the relevant securities held by the fund; A fund's investment in Mainland China is limited to the securities listed or traded on Mainland China exchanges or Mainland China interbank bond market. Unless otherwise specified by the FSC, a fund's 	Funds registered in Taiwan except those for which the Taiwan Financial Supervisory Commission has granted an exemption.

Jurisdiction	Requirements	Applies to
	<p>direct and indirect exposure to the abovementioned Mainland China securities shall not, at any time, exceed 20% (or such other percentage stipulated by the FSC from time to time) of the fund's Net Asset Value."</p> <ul style="list-style-type: none"> • The securities market of Taiwan may not constitute the primary investment region in the portfolio of each fund. The investment amount of each Fund in the securities market of Taiwan shall not exceed a certain percentage stipulated by the FSC from time to time. 	

Diversification requirements

To ensure diversification, a fund cannot invest more than a certain amount of its assets in one issuer, as defined below. These diversification rules do not apply during the first 6 months of a fund's operation, but the fund must observe the principle of risk spreading.

For purposes of this table, companies that share consolidated accounts (whether in accordance with Directive 83/349/EEC or with recognised international rules) are considered to be a single issuer. The percentage limits indicated by the vertical brackets in the center of the table indicate the maximum aggregate investment in any single issuer for all bracketed rows.

Maximum investment/exposure, as a % of fund assets				
Category of securities	In any one issuer	In aggregate	Other	Exceptions
NON-MONEY MARKET FUNDS				
A. Transferable securities and money market instruments issued or guaranteed by a sovereign nation, any EU public local authority, or any public international body to which one or more EU member states belongs.	35%	35%		<p>A fund may invest up to 100% of its assets in a single issuer, if it is investing in accordance with the principle of risk spreading and meets all of the following criteria:</p> <ul style="list-style-type: none"> it invests in at least 6 different issues it invests up to 30% in any one issue the securities are issued by an EU member state, its local authorities or agencies, a member state of the OECD or of the G20, Singapore or by a public international bodies of which one or more EU member state belongs <p>The exception described for row C applies to this row as well.</p>
B. Bonds issued by a credit institution whose registered office is in an EU member state and which is subject by law to special public supervision designed to protect bondholders*.	25%			
C. Any transferable securities and money market instruments other than those described in rows A and B above.	10%	20%	20% in transferable securities and money market instruments within the same group. 40% in all issuers in which a fund has invested more than 5% of assets (does not include deposits and counterparty exposure for OTC derivative contracts).	For index-tracking funds, the 10% increases to 20% in the case of a published, sufficiently diversified index that is adequate as a benchmark for its market and is recognised by the CSSF. This 20% increases to 35% (but for one issuer only) when a security is highly dominant in the Regulated Market in which it trades.
D. Deposits with credit institutions.	20%			
E. OTC derivatives with a counterparty that is a credit institution as defined in row 8 above (first table in section).	10% max risk exposure (OTC derivatives and efficient portfolio management techniques combined)			
F. OTC derivatives with any other counterparty.	5% max risk exposure			Derivatives on eligible indices do not count for purposes of complying with rows A - D and row G (i.e. there is no look through to the securities comprising the index).
G. Shares of UCITS or UCIs as defined in rows 4 and 5 above (first table in section).	With no specific statement in the fund's objective and policies, 10% in one or more UCITS or other UCIs With a specific statement: <ul style="list-style-type: none"> 20% in any one UCITS or UCI 30% in aggregate in all UCIs other than UCITS 100% in aggregate in all UCITS 		Target funds of an umbrella structure whose assets and liabilities are segregated are considered as a separate UCITS or other UCI. Assets held by the UCITS or other UCIs do not count for purposes of complying with rows A - F of this table.	

* These bonds also must invest all sums deriving from their issuance in assets that, for the life of the bonds, are capable of covering all claims attaching to the bonds and in case of issuer bankruptcy would be used, on a priority basis, to reimburse principal and accrued interest.

Maximum investment/exposure, as a % of fund assets

Category of securities	In any one issuer	In aggregate	Other	Exceptions
MONEY MARKET FUNDS				
H. Money market instruments	5%	5%		With regulator approval, and with disclosure in constitutional and marketing documents that includes a list of issuers in which 5% or more of assets may be invested, a fund may invest in as few as six issues that are issued by an EU member state, its local authorities or agencies, a member state of the OECD or of the G20, Singapore or by a public international bodies of which one or more EU member state belongs, up to 100% net exposure, if it is investing in accordance with the principle of risk spreading and invests up to 30% in any one issue.
I. Money market instruments, securitisations and ABCPs issued by the same body	5%			Derogation: a VNAV MMF fund may invest up to 10 % provided that the total value of such money market instruments, securitisations and ABCPs held in each issuing bodies in each of which it invests more than 5 % of its assets does not exceed 40 % of the value of its assets. Aggregate exposure to securitisations and ABCP up to 20% (15% for non STS ones).
J. Bonds issued by a credit institution whose registered office is in an European state and which is subject by law to special public supervision designed to protect bondholders.	10%	15%	40% in aggregate in all issuers in whose bonds a fund has invested more than 5% of assets.	Sums deriving from the issue of these bonds must be invested in assets which, during the whole period of validity of such bonds, are capable of covering claims attaching to the bonds and which, in the event of failure of the issuer, would be used on a priority basis for the reimbursement of the principal and payment of the accrued interest.
K. Bonds issues by a single credit institutional where the requirements set out in point (f) of Article 10(1) or point (c) of Article 11 (1) of the Delegated Regulation (EU) 2015/61 are met.	20%			When a fund invests more than 5% of its assets in such bonds issued by a single issuer, the total value of those investments shall not exceed 60% of the value of the assets of the fund.
L. Deposits with credit institutions.	10%			Increases to 15% (and the aggregate limit of 15% on row H through L exposures increases to 20%) if there are not enough viable credit institutions in the MMF's jurisdiction to allow it to meet the diversification requirement and it is not economically feasible to make deposits in another member state. With local regulator approval, increases to 100% for instruments issued or guaranteed by EU and international issuers.
M. OTC derivatives.	5% exposure to any one counterparty			
N. Reverse repurchase agreements.	15% in cash to any one counterparty			Received assets: exposure to a given issuer up to 15%, except where those assets take the form of money market instruments that fulfil the requirements of the 100% derogation under row 1.

Limits on concentration of ownership

These limits are intended to prevent the SICAV or a fund from the risks that could arise (for itself or an issuer) if it were to own a significant percentage of a given security or issuer. For purposes of this table and the diversification table below, companies that share consolidated accounts (whether in accordance with Directive 83/349/EEC or with recognised international rules) are considered to be a single issuer. A fund does not need to comply with the investment limits described below when exercising subscription rights attaching to portfolio assets, so long as any resulting violations of the investment restrictions are corrected as described in the introduction to "General Investment Powers and Restrictions".

Category of securities	Maximum ownership, as a % of the total value of the securities issued										
NON-MONEY MARKET FUNDS											
<table border="1"> <tr> <td>Securities carrying voting rights</td> <td>Less than would enable the SICAV to exercise significant influence over the management of an issuer</td> </tr> <tr> <td>Non-voting securities of any one issuer</td> <td>10%</td> </tr> <tr> <td>Debt securities of any one issuer</td> <td>10%</td> </tr> <tr> <td>Money market securities of any one issuer</td> <td>10%</td> </tr> <tr> <td>Shares of any sub-fund of an umbrella UCITS or UCI</td> <td>25%</td> </tr> </table>	Securities carrying voting rights	Less than would enable the SICAV to exercise significant influence over the management of an issuer	Non-voting securities of any one issuer	10%	Debt securities of any one issuer	10%	Money market securities of any one issuer	10%	Shares of any sub-fund of an umbrella UCITS or UCI	25%	<p>These rules do not apply to:</p> <ul style="list-style-type: none"> securities described in row 1 of the table above shares of a non-EU company that invests mainly in its home country and represents the only way for a portfolio to invest in that country under the 2010 Law purchases or repurchases of shares of subsidiaries that provide only management, advice or marketing in their country, when done as a way of effecting transactions for SICAV shareholders in accordance with the 2010 law <p>These limits can be disregarded at purchase if at that time the gross amount of bonds or money market instruments, or the net amount of the instruments in issue, cannot be calculated.</p>
Securities carrying voting rights	Less than would enable the SICAV to exercise significant influence over the management of an issuer										
Non-voting securities of any one issuer	10%										
Debt securities of any one issuer	10%										
Money market securities of any one issuer	10%										
Shares of any sub-fund of an umbrella UCITS or UCI	25%										
MONEY MARKET FUNDS											
Money market instruments, securitisations and ABCPs of any one issuer	10%										
	Does not apply to money market instruments issued or guaranteed by EU and international issuers.										

Management and monitoring of global risk

The Management Company has implemented a risk management process, approved and supervised by its board, to monitor and measure at any time the overall risk profile of each fund from direct investment, derivatives, techniques, collateral and all other sources. Further information about the risk management process is available upon request from the Management Company.

Global exposure assessments are calculated every trading day (whether or not the fund calculates a NAV for that day), and encompass numerous factors, including coverage for contingent liabilities created by derivative positions, counterparty risk, foreseeable market movements and the time available to liquidate positions.

Any derivatives embedded in transferable securities or money market instruments count as derivatives held by the fund, and any exposure to transferable securities or money market instruments gained through derivatives (except certain index-based derivatives) counts as investment in those securities or instruments.

RISK MONITORING APPROACHES There are 3 main risk measurement approaches: the commitment approach and the 2 forms of value at risk (VaR), absolute VaR and relative VaR. These approaches are described below, and the approach each fund uses is identified in "Fund Descriptions". The Management Company chooses the approach a fund will use based on its investment policy and strategy.

Approach	Description
Absolute Value-at-Risk (Absolute VaR)	The fund seeks to estimate the maximum potential loss due to market risk it could experience in a month (20 trading days) under normal market conditions. The estimate is based on the previous 12 months (250 business days) of the fund's performance, and requires that 99% of the time, the fund's worst outcome is no worse than a 20% decline in net asset value.
Relative Value-at-Risk (Relative VaR)	The relative VaR of the fund is expressed as a multiple of a benchmark or reference portfolio. The fund seeks to estimate the potential loss due to market risk it could experience within one month (20 trading days) under normal market conditions. The estimate is based on the previous 12 months (250 Business Days) of the fund's performance, and requires that 99% of the time, the fund's worst outcome cannot exceed 200% of the VaR of the relevant benchmark or reference portfolio.
Commitment	The fund calculates its global exposure by taking into account either the market value of an equivalent position in the underlying asset or the derivative's notional value, as appropriate. This allows the fund to reduce its global exposure by taking into account the effects of any hedging or offsetting positions. Certain types of risk-free transactions, leverage-free transactions and non-leveraged swaps are therefore not included in the calculation. A fund using this approach must ensure that its overall market exposure does not exceed 210% of its assets (100% from direct investment, 100% from derivatives and 10% from borrowings).

GROSS LEVERAGE Any fund that uses a VaR approach must also calculate its expected level of gross leverage, which is stated in “Fund Descriptions”. A fund’s expected leverage is a general indication, not a regulatory limit; the actual leverage may exceed the expected level from time to time. However, a fund’s use of derivatives will remain consistent with its investment objective, investment policies and risk profile, and will comply with its VaR limit.

Gross leverage is a measure of the leverage created by total derivative usage and by any instruments or techniques used for efficient portfolio management. It is calculated as the “sum of the notionals” (the exposure of all derivatives, without treating opposing positions as canceling each other out). Since this calculation does not consider sensitivity to market movements or whether a derivative is increasing or decreasing a fund’s overall risk, it may not be representative of a fund’s actual level of investment risk.

How the Funds Use Instruments and Techniques

Purpose and regulatory framework

A fund may use the instruments and techniques described below for efficient fund management, which is defined as reducing risks or costs or generating additional capital or income, to gain exposure to certain investments or markets and for hedging against various types of risk. All usage must be consistent with the fund’s risk profile, objective and investment strategy as defined in this prospectus, and with the 2010 Law, the UCITS Directive, Grand Ducal regulation of 8 February 2008, CSSF Circulars 08/356 and 14/592, ESMA guidelines 14/937, the Securities Financing Transactions (SFT) regulation (EU) 2015/2365 and any other applicable law and regulation.

The risks associated with instruments and techniques are described in “Risk Descriptions”.

Derivatives the Funds can use

A derivative is a financial contract whose value depends on the performance of one or more reference assets (such as a security or basket of securities, an index or an interest rate). Derivatives may be over-the-counter (“OTC”) and/or exchange traded instruments.

Always consistent with its investment policy, each fund may invest in any type of financial derivative instrument. (for MMF funds, refer to “Rules related to funds”.) These may include the following types currently making up the most common derivatives:

- financial futures (contracts that deliver payments based on future values), such as futures on securities, interest rates, indices or currencies
- options (contracts that confer the right, or the obligation, to buy or sell an asset during a stated period of time), such as options on equities, interest rates, indices (including commodity indices), bonds, currencies or swaps (swaptions), and on futures
- warrants (contracts that confer the right to buy or sell an equity or other security at a certain price during a stated period of time)
- forwards (contracts to buy or sell an asset at a specified price on a future date), such as foreign exchange contracts
- swaps (contracts where two parties exchange the returns from two different reference assets, such as foreign exchange, index, inflation rate or interest rate swaps, and swaps on volatility or baskets of equities, but NOT including total return, credit default or variance swaps, which are listed separately)
- credit derivatives, such as credit default swaps, or CDSs (contracts where one party receives a fee from the counterparty in exchange for agreeing that, in the event of a bankruptcy, default or other “credit event”, it will make payments to the counterparty designed to cover the latter’s losses)
- structured derivatives, such as credit-linked and equity-linked securities
- contracts for difference (contracts whose value is based on the difference between two reference measurements such as a basket of securities)

- total return swaps or other derivatives with similar characteristics (TRS) (transaction in which one counterparty makes payments based on a fixed or variable rate to the other counterparty, who transfers the total economic performance, including income from interest and fees, gains and losses from price movements, and credit losses, of a reference obligation, such as an equity, bond or index); TRS can be funded or unfunded (with or without a required up-front payment. TRS transaction will be undertaken on single name equity and fixed income instruments or financial indices. The Funds intend to use TRS (including CFDs) in accordance with the provisions on the use of financial derivative instruments and within the maximum and expected levels disclosed in the Fund Descriptions.

Futures are generally exchange-traded. All other types of derivatives are generally OTC.

For any index-linked derivatives, the index provider determines the rebalancing frequency and the effects of the cost to the relevant fund will depend on the rebalancing frequency.

What the funds can use derivatives for

A fund may use derivatives for any of the following purposes, consistent with its objective and policies as described in “Fund Descriptions”.

Hedging Hedging is taking a market position that is in the opposite direction from – and is no greater than – the position created by other fund investments, for the purpose of reducing or canceling out exposure to price fluctuations or certain factors that contribute to them.

- **Credit hedging** Typically done using credit default swaps. The goal is to hedge against credit risk. This includes purchasing or selling protection against the risks of specific assets or issuers as well as proxy hedging (taking an opposite position in a different investment that is likely to behave similarly to the position being hedged).

- **Currency hedging** Typically done using currency forwards. The goal is to hedge against currency risk. This can be done at the fund level and, with H shares, at the share class level. All currency hedging must involve currencies that are within the applicable fund’s benchmark or are consistent with its objectives and policies. When a fund holds assets denominated in multiple currencies, it might not hedge against currencies that represent small portions of assets or for which a hedge is uneconomical or unavailable. A fund may engage in:

direct hedging (same currency, opposite position)

cross-hedging (reducing exposure to one currency while increasing exposure to another, the net exposure to the base currency being left unchanged), when it provides an efficient way of gaining the desired exposures

proxy hedging (taking an opposite position in a different currency that is considered likely to behave similarly to the base currency)

anticipatory hedging (taking a hedge position in anticipation of an exposure that is anticipated to arise as the result of a planned investment or other event)

- **Duration hedging** Typically done using interest rate swaps, swaptions and futures. The goal is to seek to reduce the exposure to rate shifts for longer-maturity bonds. Duration hedging can be done only at the fund level.
- **Price hedging** Typically done using options on indices (specifically, by selling a call or buying a put). Usage is generally limited to situations where there is sufficient correlation between the composition or performance of the index and that of the fund. The goal is to hedge against fluctuations in the market value of a position.
- **Interest rate hedging** Typically done using interest rate futures, interest rate swaps, writing call options on interest rates or buying put options on interest rates. The goal is to manage interest rate risk.

Investment exposure A fund can use any allowable derivative to gain exposure to permissible assets, in particular when direct investment is economically inefficient or impracticable.

Leverage A fund can use any allowable derivative to increase its total investment exposure beyond what would be possible through direct investment. Leverage typically increases fund volatility.

Index replication derivatives may be used to replicate the performance of a security or asset class (e.g. commodity indexes or property). Other strategies may include positions that benefit from a decline in value or that give exposure to certain elements of returns of a particular issuer or asset in order to provide returns that are unrelated to those of the general market or positions that would not have been available without the use of derivatives.

Cash funds may use financial derivative instruments only for the purpose of hedging the interest rate or exchange rate risks inherent in other investments of the relevant Cash funds.

All funds may use derivatives to manage risks, generate income or capital growth associated with the asset classes in which they invest, provided (a) they are economically appropriate in that they are realised in a cost-effective way, (b) they are entered into for one or more of (i) reduction of risk, (ii) reduction of cost and (iii) generation of additional capital or income with a level of risk which is consistent with the risk profile of the relevant fund(s) and the risk diversification rules of the funds; and (c) their risks are adequately captured by the risk management process of the SICAV.

Derivatives referencing underlying fixed income assets or components thereof may be used by the funds to (i) increase or reduce exposure to interest rate risk (including inflation) through the use of interest rate or bond futures, options and interest rate, total return or inflation swaps, (ii) buy or sell part or all of the credit risk relating to single issuer, or multiple issuers referenced in a basket or index through the use of bond futures, options, credit default and total return swaps and (iii) hedge, reduce or increase exposure to currencies through the use of forwards, including non-deliverable forwards and currency swaps

Instruments and techniques the funds can use

A fund can use the following instruments and techniques with respect to any and all securities it holds, but only for efficient portfolio management (as described above).

Securities lending

The Funds intends to engage in securities lending transactions on stocks, other equity securities instruments, and bonds for the purpose of efficient portfolio management and in accordance with the expected and maximum levels disclosed in the fund information. None of the funds enter into margin lending transactions as at the date of this prospectus.

Securities lending transactions will be entered into depending on market opportunities, in particular, on the market demand for the securities held in each fund's portfolio and the expected revenues of the transaction compared to the market conditions on the investment side.

Securities lending transactions to be entered into exclusively aim to generate additional value consistent with the fund's investment objective and its risk profile. As such, there is no restriction on the frequency under which a fund may engage into such type of transactions. Under no circumstances shall the above-mentioned operations cause a fund to diverge from its investment objective as laid down in the Prospectus or result in additional risk higher than its profile as described in the Prospectus.

The Management Company shall maintain the volume of these transactions at a level such that is able, at all times, to meet redemption requests.

Counterparties: The counterparties to such securities lending must be subject to prudential supervision rules considered by the CSSF as equivalent to those prescribed by EU law and specialised in this type of transaction. The counterparties to such transactions will generally be financial institutions based in an OECD member state and having an investment grade credit rating. The selected counterparties comply with Article 3 of the SFTR Regulation.

Revenues paid to the funds: With regard to the securities lending transactions, at least 87.5% of the gross revenue arising from such transactions are returned to the funds, while a maximum 12.5% fee is paid to the Lending Agent (which is not an affiliate of the Investment Manager). Any operational costs (whether direct or indirect) borne by the Lending Agent from such securities lending activities are covered out of its fee. Further details on the actual return are published in the SICAV's annual reports and accounts.

Lending agent, collateral agent and collateral manager: The SICAV has appointed Brown Brothers Harriman & Co., a New York limited partnership with an office in Boston, Massachusetts and Citibank N.A., London Branch (both a "Lending Agent") to carry out the securities lending transactions and the management of the collateral. Neither Lending Agent is an affiliate of the Investment Manager

Repurchase and reverse repurchase agreement transactions

Repurchase transactions are governed by an agreement whereby the owner of the asset agrees to sell a security to another party in exchange for cash collateral and agrees to repurchase it on a specified date for a specified (higher) price. A Reverse Repurchase transaction is the opposite transaction whereby the cash holder agrees to sell the cash to another party in exchange for security collateral and agrees to repurchase the cash on a specified date for a specified (higher) value.

The Funds intend to engage in repurchase and reverse repurchase transactions for the purpose of Efficient Portfolio Management and in accordance with the expected and maximum levels disclosed in fund modules

The Funds may only enter into reverse repurchase agreement and/or repurchase agreement transactions provided that it is able at any time (a) to recall the full amount of cash in a reverse repurchase agreement or any securities subject to a repurchase agreement, or (b) to terminate the agreement in accordance with applicable regulations and subject to prevailing repurchase agreement market rates. In this context, fixed-term transactions that do not exceed seven days should be considered as arrangements on terms that allow the assets to be recalled at any time by the SICAV.

Repurchase agreement transactions and reverse repurchase agreement transactions will be entered into opportunistically and on a temporary basis, in circumstances where the Investment Manager considers that the market rates will allow the relevant fund to benefit from more efficient cash management or improved portfolio returns when entering into any of these transactions.

Counterparties: The counterparties to such transactions must be subject to prudential supervision rules considered by the CSSF as equivalent to those prescribed by EU law and specialised in this type of transaction. The counterparties to such transactions will generally be financial institutions based in an OECD member state and having an investment grade credit rating. The selected counterparties comply with Article 3 of the SFTR Regulation.

Revenues paid to the funds: 100% of the revenues (or losses) generated by their execution of repurchase transactions or reverse repurchase transactions are allocated to the funds. The Investment Manager do not charge any additional costs or fees or receive any additional revenues in connection with these transactions. Further details on the actual return are published in the Fund's annual reports and accounts.

Where usage and fees are disclosed

The following are disclosed in "Fund Descriptions" for any fund that currently uses them:

- for total return swaps, contracts for difference and similar derivatives: the maximum and expected exposure expressed as a percentage of net asset value
- for repurchase and reverse repurchase agreement transactions: the maximum and expected limits expressed as a percentage of net asset value
- for securities lending: the maximum and expected limits expressed as a percentage of net asset value

The following are disclosed in financial reports:

- the usage of all instruments and techniques used for efficient fund management
- in connection with this usage, the revenues received, and the direct and indirect operational costs and fees incurred by each fund
- who received payment for the above costs and fees and any relationship a recipient might have with any affiliates of FIL Group or the depository
- information on the nature, use, reuse, and safekeeping of collateral
- the counterparties the SICAV has used during the period covered by the report, including the major counterparties for collateral

Fees paid to the lending agent are not included in ongoing charges because they are deducted before the revenues are paid to the Fund.

Counterparties to derivatives and techniques

The Management Company adopts a counterparty risk management framework which measures, monitors and manages counterparty credit risk. In addition to the requirements stated in rows 10 and 11 in "General Investment Powers and Restrictions" table, a counterparty will be assessed on the following criteria:

- regulatory status
- protection provided by local legislation
- operational processes
- creditworthiness analysis including review of available credit spreads or external credit ratings; for CDSs and variance swaps, the counterparty must be a first-rate financial institution

- degree of experience and specialisation in the particular type of derivative or technique concerned

Legal status and country of origin or domicile are not in themselves directly considered as selection criteria.

Unless otherwise stated in this prospectus or with the consent of Directors, no counterparty to a fund derivative can serve as an Investment Manager of a fund or otherwise have any control or approval over the composition or management of a fund's investments or transactions or over the assets underlying a derivative.

The lending agent will continuously assess the ability and willingness of each securities borrower to meet its obligations, and the SICAV retains the right to rule out any borrower or to terminate any loan at any time. The generally low levels of counterparty risk and market risk associated with **Securities lending** are further mitigated by counterparty default protection from the lending agent and the receipt of collateral.

Collateral policies

These policies apply to assets received from counterparties in connection with transactions in securities lending, reverse repurchase transactions and OTC derivatives.

ACCEPTABLE COLLATERAL All securities accepted as collateral must be high quality. Collateral must be in form of:

- liquid assets (i.e., cash and short term bank certificates, money market instruments as defined in Council Directive 2007/16/EC of 19 March 2007) and their equivalent (including letters of credit and a guarantee at first-demand given by a first class credit institution not affiliated to the counterparty);;
- bonds issued or guaranteed by a Member State of the OECD or their local authorities or by supranational institutions and undertakings with EU, regional or world-wide scope ;
- shares or units issued by Money Market Funds calculating a net asset value on a daily basis and assigned a rating of AAA or its equivalent;
- shares or units issued by UCITS investing mainly in bonds/shares satisfying the conditions under (c);
- bonds issued or guaranteed by first class issuers offering an adequate liquidity, or
- shares admitted to or deal in on a regulated market or on a stock exchange of a members state of the OECD, provided that these shares are included in a main index

Securities that are the subject of purchase with a repurchase option or that may be purchased in reverse purchase agreements are limited to the type of securities mentioned under items (a), (b), (c), (e) and (f).

Non-cash collateral must be traded on a regulated market or multilateral trading facility with transparent pricing and must be able to be sold quickly for close to its pre-sale valuation.

To ensure that collateral is suitably independent from the counterparty as far as both credit risk and investment correlation risk, collateral issued by the counterparty or its group is not accepted. The collateral is not expected to display a high correlation with the performance of the counterparty.

Counterparty credit exposure is monitored against credit limits. All collateral should be capable of being fully enforced by the fund at any time without reference to, or approval from, the counterparty.

Collateral received from a counterparty in any transaction may be used to offset the overall exposure to that counterparty.

To avoid having to handle small collateral amounts, the SICAV may set a minimum collateral amount (amount below which it will not require collateral) or a threshold (incremental amount above which it will not require additional collateral).

DIVERSIFICATION All collateral held by the SICAV must be diversified by country, market and issuer, with exposure to any issuer no greater than 20% of a fund's net assets. If stated in the fund description, a fund could be fully collateralised by different transferable securities and money market instruments issued or guaranteed by a member state, one or more of its local authorities, a third country, or a public international body to which one or more member states belong. In this case, the fund should receive collateral from at least 6 different issues, with no issue exceeding 30% of the fund's assets.

REUSE AND REINVESTMENT OF COLLATERAL In the event cash collateral is reinvested by a fund it will either be placed on deposit or invested in high-quality government bonds, reverse repurchase transactions or short-term money market funds (as defined in the Guidelines on a Common Definition of European Money Market Funds) that calculate a daily net asset value and are rated AAA or equivalent. Such reinvestment will be taken into account for the calculation of each concerned fund's global exposure relating to derivative instruments, in particular if it creates a leverage effect. All investments must meet diversification requirements disclosed above.

If a fund invests collateral from **Securities lending** in reverse repurchase transactions, the limits that apply to **Securities lending** will extend to reverse repurchase transactions.

Non-cash collateral will not be sold, reinvested or pledged.

CUSTODY OF COLLATERAL Collateral (as well as other securities that can be held in custody) transferred by title to a fund will be held by the depositary or a sub-custodian. With other types of collateral arrangements, such as a pledge agreement, collateral can be held by a third-party custodian that is subject to prudential supervision and is unrelated to the collateral provider.

VALUATION AND HAIRCUTS All collateral is marked to market (valued daily using available market prices), taking into account any applicable haircut (a discount to the value of collateral intended to protect against any decline in collateral value or liquidity). A fund may demand additional collateral (variation margin) from the counterparty to ensure that the collateral value at least equals the corresponding counterparty exposure.

The haircut rates currently applied by the funds are shown below.

The rates take account of the factors likely to affect volatility and risk of loss (such as credit quality, maturity and liquidity), as well as the results of any stress tests which may be performed from time to time. Haircuts will not be applied to cash collateral. The Management Company may adjust these rates at any time, without advance notice, but incorporating any changes into an updated version of the prospectus.

The value of collateral received should, during the duration of the contract, be at least equal to 105% of the global valuation of the securities lent in the case of equities and at least 102% of the total value of the securities lent in the case of bonds. Repurchase agreement and reverse repurchase agreements will generally be collateralised, at any time during the lifetime of the agreement, at a minimum of 100% of their notional amount.

		Allowable as collateral	Haircut
OTC Derivative transactions	Financial	Cash (USD, EUR, GBP, AUD or JPY)	0%
Securities transactions - Equity	Lending	Government bonds issued by G10 sovereigns Cash (USD, EUR or GBP)	5%
Securities transactions - Bond	Lending	Government bonds issued by G10 sovereigns Cash (USD, EUR or GBP)	2%
Reverse repurchase transactions	repurchase	Specified sovereign debt or exposure to certain non-government public - sector entities (in certain currency denominations) as agreed on a fund/counterparty basis	Up to 2.818% (as applicable by regulation and residual maturity)

Money Market Fund Regulation

LEGAL AND REGULATORY FRAMEWORK The money market fund regulation (officially Regulation (EU) 2017/1131 of the European Parliament and of the Council of 14 June 2017 on money market funds) applies to all money market funds domiciled or offered in the EU. The regulation seeks to make money market funds more resilient and to ensure that they are able to maintain liquidity during stressed market situations and substantial or sudden redemptions.

TYPES OF MONEY MARKET FUNDS The regulation permits funds in the following categories:

Type of fund	Short-term	Standard
Public debt constant NAV	●	—
Low volatility NAV	●	—
Variable NAV	●	●

PORTFOLIO RULES

Since each of the Cash funds qualifies as a Short-Term Variable Net Asset Value Money Market Funds, it shall also comply on an ongoing basis with all of the following requirements:

- its portfolio is to have a WAM of no more than 60 days; and
- its portfolio is to have a WAL of no more than 120 days.
- at least 7,5 % of the total net assets of a Cash Fund are to be comprised of daily maturing assets, reverse repurchase agreements which are able to be terminated by giving prior notice of one working day, or cash which is able to be withdrawn by giving prior notice of one working day.
- at least 15 % of its total net assets of a Cash fund are to be comprised of weekly maturing assets, reverse repurchase agreements which are able to be terminated by giving prior notice of five working days, or cash which is able to be withdrawn by giving prior notice of five working days. For the purpose of such calculation, money market instruments or units or shares of other Money Market Funds may be included within the weekly maturing assets of the relevant Cash fund up to a limit of 7,5 % of its total net assets provided they are able to be redeemed and settled within five working days.

If the limits referred to under this paragraph are exceeded for reasons beyond the control of the relevant Cash fund, or as a result of the exercise of subscription or redemption rights, that fund shall adopt as a priority objective the correction of that situation, taking due account of the interests of the shareholders.

CREDIT AND STRESS TESTING PROCEDURES

Description of the procedure

Consistent with the MMF Regulation and the relevant delegated acts supplementing it, the Management Company will ensure that a customised internal credit quality assessment procedure based on prudent, systematic and continuous assessment methodologies for systematically determining the credit quality of the funds that qualify as money market funds, is established, implemented and consistently applied. The Management Company has approved four separate credit quality assessment procedures (i) sovereign issuers, (ii) government related issuers, (iii) financial corporate issuers and (iv) non-financial corporate issuers.

The oversight of the internal credit quality assessment procedures will lie with the Management Company which will be assisted by the Fixed Income Investment Risk Committee (the "FIIRC"), which is an independent committee responsible for fixed income risk oversight. FIIRC and ultimately the Management Company is responsible for ensuring that data used in the credit quality assessments is of sufficient quality, up-to-date and from reliable sources.

A credit assessment for all issuer and guarantors on the approved list will be produced, in accordance with the regulations at least annually by the assigned analyst. FIIRC is responsible and ultimately the Management Company for ensuring that the annual frequency requirement is met. FIIRC and ultimately the Management Company will be responsible for deciding whether a material change has occurred and analysts will need to prepare a new credit assessment for affected issuers or guarantors.

When determining the credit quality of an issuer and of an instrument, the Management Company will ensure that there is no mechanistic over-reliance on external ratings.

The appropriateness of the credit quality assessment procedures will be assessed annually (or more often if necessary) and changes thereto will be approved by senior management and/or the Management Company. In case there is a material change, within the meaning of the Money Market Fund Regulation that could have an impact on the existing assessment of an instrument, a new credit quality assessment will be performed. In addition, the internal credit quality assessment procedure is monitored on an ongoing basis.

Description of the methodology

A list of eligible issuers (known as "Approved List") is maintained and the money market funds are only allowed to invest into instruments from issuers that are on this list. Each of the issuer on the list is assigned to an analyst in the credit research team.

An effective process has been established by the Management Company to ensure that relevant information on the issuer and instrument's characteristics are obtained and kept up-to-date.

Determination of credit risk of an issuer or guarantor and its instruments will be solely made by the assigned analyst under the responsibility of the Management Company and will be based on an independent analysis of the issuer's or guarantor's ability to repay its debt obligations. This determination follows a systematic four step process designed in accordance with Chapter 3 of the delegated regulation 2018/990 and paragraph 1 of Article 20 of the Regulation. An issuer or guarantor and its instruments must pass each of the four steps. These steps may include the following elements, where applicable:

- i. Quantitative factors: issuers must meet or exceed pre-determined thresholds on quantitative metrics such as financial ratios and macro-economic performance (such as but not limited to capitalisation, liquidity, asset quality, profitability, leverage, adjusted EBITDA/interest, liquidity sources, GDP per capita, unemployment rate, world bank government effectiveness score, bank non-performing loan ratio, government interest expense to government revenues.
- ii. External and market based factors: issuers must pass thresholds relating to bond or CDS spreads of relevant instruments as well as having an external credit rating of at least A3 or A- with Moody's and/or Standard & Pools.
- iii. Qualitative factors: assigned analyst considers qualitative factors (such as but not limited to governance, business model, risk profile, macro backdrop, diversification, government stability, government plans, currency strength), that deem to be necessary for a comprehensive and prudent credit quality assessment of the issuer or guarantor.
- iv. Instrument specific factors: assigned analyst considers instrument specific factors (such as but not limited to whether the instrument is a direct and unconditional payment obligation, the degree of flexibility over the timing of interest and principal payments, the payment rank of the instrument, and its liquidity profile), that deem to be necessary for instrument to be considered of high credit quality and liquidity.

For government related issuers and guarantors a different approach is used. The main driver of the credit quality for government related issuers or guarantor is the strength of the link between the government related issuer or guarantor and the sovereign. Therefore, the assessment focus on the strength of this link (such as ownership, explicit or implicit guarantees, barriers to support, client relationships, exposure to common risks, economic importance, classification by rating agencies, etc) and a favourable assessment is given if the probability or default of the government related issuer deems to be closely linked to the sovereign.

Only if an issuer or guarantor and its instruments passes all stages of the procedure it will receive a favourable assessment and will be on the approved counterparty list.

A credit assessment for all issuers or guarantors on the approved counterparty risk will be conducted at least annually and made available to the senior management and/or the Management Company at least annually.

Data used in the credit quality assessment are all from reliable sources, including (but not exhaustively) from Bloomberg, credit rating agencies, Haver Analytics, the international monetary fund (the "IMF"), and directly from official company reports. Furthermore, the methodologies used are validated with a comprehensive back-test using Moody's default data to ensure the criteria used to assess credit quality remain robust.

PROHIBITION ON EXTERNAL SUPPORT No fund that is an MMF receives any direct or indirect support from a third party, including the sponsor of the MMF. This extends to cash injections, the purchase of portfolio assets at an inflated price, the issuing of a guarantee, or any other action whose intention or effect would be to guarantee the liquidity of the MMF or the stability of its NAV.

OTHER REQUIREMENTS Other requirements of the money market fund regulation are described in the section "General Investment Powers and Restrictions".

Investing in the Funds

Share Classes

Within each fund, the SICAV can create and issue share classes. All share classes within a fund invest commonly in the same portfolio of securities and confer the same rights of ownership and exposure to investment results, but some share classes may have different fees, investor eligibility requirements and other characteristics, to accommodate the needs of different investors. Investors will be asked to document their eligibility to invest in a given share class, such as proof of institutional investor or non-US person status, before making an initial investment.

Each share class is identified first by one of the base share class labels (described in the table below) and then by any applicable

supplemental labels (described in the following table). For example, "A CDIST(G) GBP" would indicate Class A shares that intend to make an annual distribution from gross income and capital and are denominated in UK pounds sterling.

The maximum fees and minimum investment amounts for all classes are shown in the table below. Maximum fees for specific share classes of each fund are shown in the information for each fund.

Not all share classes may be available in a given jurisdiction. For a current and complete list of share classes available in your jurisdiction, go to [fidelityinternational.com](https://www.fidelityinternational.com) or your Distributor or intermediary.

Share class characteristics See notes below table

Class	Available to	Asset Class	Min. Investment (USD) ¹		Max. Dealing Fees			Max. Annual Fees		
			Initial	Subsequent	Entry	CDSC	Exit	Management	Distribution ⁵	Administration
A	All investors	Asset Allocation	6,000	1,500	5.25%	—	—	1.50%	—	0.35%
		Bond	2,500	1,000	3.5%	—	—	1.50%	—	0.35%
		Cash	2,500	1,000	—	—	—	1.50%	—	0.35%
		Reserved	500,000	100,000	—	—	—	1.50%	—	0.35%
		Systematic Multi Asset	6,000	1,500	5.25%	—	—	1.50%	—	0.35%
		Absolute Return, Multi Asset, Target Date	2,500	1,000	5.25%	—	—	1.80%	—	0.35%
		Other funds	2,500	1,000	5.25%	—	—	1.50%	—	0.35%
B ²	All investors	All	2,500	1,000	—	3%	—	1.80%	1.00%	0.35%
C	All investors	All	2,500	1,000	—	—	—	1.50%	1.00%	0.35%
D	Institutions in certain countries Investors permitted by the Board, the management company, or their respective delegates	Equity	2,500	1,000	4%	—	—	1.50%	0.50%	0.35%
		Multi Asset	2,500	1,000	4%	—	—	1.50%	0.50%	0.35%
		Bond	2,500	1,000	3%	—	—	1.50%	0.50%	0.35%
		Cash	2,500	1,000	—	—	—	1.50%	—	0.35%
		Target Date	2,500	1,000	—	—	—	1.50%	0.00%	0.35%
E	All investors	All	2,500	1,000	—	—	—	1.50%	0.75%	0.35%
I ⁴	Institutional investors that meet the requirements set by the general distributor	Other funds	10 million	100,000	—	—	—	0.80%	—	0.05%
		Absolute Return	10 million	100,000	—	—	—	1.05%	—	0.05%
J	Reserved for certain fund or fund investors	All	500,000	100,000	—	—	—	1.50%	—	0.35%
P ⁵	Institutional investors that are pension funds or are investing in pension-related assets and that meet the requirements set by the general distributor	All	10 million	1,000,000	1.00%	—	—	0.80%	—	0.05%
R	Investors that meet the requirements set by the general distributor Investors permitted by the management company	All	100 million	1 million	—	—	—	0.80%	—	0.05%
RA	As for R	All	100 million	2,500	5.25%	—	—	1.50%	—	0.35%

Class	Available to	Asset Class	Min. Investment (USD) ¹		Max. Dealing Fees			Max. Annual Fees		
			Initial	Subsequent	Entry	CDSC	Exit	Management	Distribution ³	Administration
RY	Financial institutions remunerated exclusively by their clients and which do not accept / retain inducements from the fund or other third parties, or any other investor permitted by the management company	All	150 million	2,500	—	—	—	0.80%	—	0.20%
SE ⁶	Institutional investors that are invited to subscribe at the discretion of the Management Company	All	10 million	100,000	—	—	—	1.05%	—	0.05%
SR ⁷	Reserved for Central Provident Fund (CPF) Investment in Singapore	All	2,000	1,000	—	—	—	1.30%	—	0.35%
W	Financial institutions remunerated exclusively by their clients and which do not accept / retain inducements from the fund or other third parties, or any other investor permitted by the management company	Absolute Return	2,500	1,000	—	—	—	0.80%	—	0.20%
		Other funds	2,500	1,000	—	—	—	1.00%	—	0.20%
X	Investors that meet the requirements set by the general distributor Investors permitted at the discretion of the management company	All	By agreement	100,000	—	—	—	See below ⁸	—	0.05%
Y	Financial institutions remunerated exclusively by their clients and which do not accept / retain inducements from the fund or other third parties, or any other investor permitted by the management company	Absolute Return	2,500	1,000	—	—	—	0.80%	—	—
		Other funds	2,500	1,000	—	—	—	1.00%	—	0.20%

NOTES

¹ Min. Investment (USD) Or equivalent in any other freely convertible currency.

² a contingent deferred sales charge is levied on B shares set at a maximum 3% if redeemed within the first year of purchase, 2% if redeemed within the second year, 1% if redeemed within the third year. The annual management fee of Class B Shares of a fund is the same as that of Class A of the same fund. See section Fund Fees and Costs for further details.

³ This fee is accrued daily and payable monthly to the General Distributor.

⁴ The Board may, in its absolute discretion, delay the acceptance of any subscription/purchase for class I Shares until such date as it has received sufficient evidence of the qualification of the investor as an Institutional Investor. If it appears at any time that a holder of class I Shares is not an Institutional Investor, the Board will switch such Shares into class A Shares in the relevant fund (or in another fund with a similar investment policy if the relevant fund does not issue class A Shares) and notify the relevant shareholder of such switch. Some classes of Shares having the same characteristics as class I Shares may be offered in certain jurisdictions and for certain investors under the label "S" Shares.

⁵ Class P shares are not available through clearing houses.

⁶ Class SE Shares will be closed for new investors when the total net assets of the relevant fund reach USD 300 million or at the nearest possible time above USD 300 million to the discretion of the Management Company.

⁷ Except as otherwise designated class SR shares are distributing classes.

⁸ an management fee, is levied and collected by the Management Company or a Connected Person directly from clients of Fidelity International who enter into specific agreement with the Management Company or a Connected Person. No management fee is payable in respect of Class X Shares out of the net assets of the relevant fund. Class X Shares will bear their pro-rata share of the fees payable to the depository as well as of other charges and expenses as further described in "Fund fees and costs".

Supplemental labels

Suffixes are added after the base share class designation to indicate certain characteristics and may be used in combination with each other. For more about ACC and DIST shares, see "Distribution Policy" below.

ACC Indicates that the shares accumulate all interest and other income earned.

DIST Indicates that the shares are distributing shares. The Board expects to recommend distribution of substantially all of the net income (or gross income where the suffix G is used) of the share class. The Board may also determine to what extent distribution will be made from capital, when applicable. For distributions out of capital, investors should refer to the Risk Factors section "Distribution out of capital risk".

Type of distribution

- **C** distributions may include both substantially all of the net income and to some extent capital, with the expectation of achieving a higher distribution rate than an INCOME class. Such distributions are not fixed and are reviewed periodically by the Board according to economic and other circumstances
- **G, (G)** gross income
- **H** suffix used in respect of distributing hedged shares. Such distributions may include a premium when the interest rate of the hedged currency is higher than the fund's reference currency interest rate. Consequently, when the interest rate of the hedged currency is lower than the fund's reference currency interest rate, the dividend may be discounted.
- **INCOME** The Board expects to recommend distribution of substantially all of the net income of the share class and, to the extent the Board considers appropriate, of the capital, in order to maintain, so far as reasonable, a stable dividend. Such distributions are not fixed and are reviewed periodically by the Board according to economic and other circumstances and the ability of the funds to support the distribution having regard to capital over the long-term.

(hedged) These shares seek to cancel out most of the effect of exchange rate fluctuations between the share class currency and either the currency(ies) represented in an index or the currency(ies) to which a major portion of the portfolio's holdings are exposed (in some cases, this is limited by the number of freely exchangeable currencies involved).

[[currency 1/currency 2]] hedged These shares seek to cancel out most of the effect of exchange rate fluctuations between the share class currency and the base currency of the fund. These shares may have a higher level of leverage than shares without this type of hedging.

For more on currency hedging, see "How the Funds Use Instruments and Techniques".

If neither of the above suffixes appear, the shares are not currency hedged in any way and the investor is exposed to any fluctuations in exchange rates between the share class currency, fund base currency, and portfolio currencies.

PF Indicates that the shares are subject to a performance fee.

Frequency of distribution

- **M** monthly, dividends are declared on the first business day of each month
- **Q** quarterly, dividends are declared on the first business day of February, May, August, and November

If the suffixes M or Q are not used, the dividends are declared annually, normally on the first business day of August.

Dividend payment exceptions for certain share classes

- Semi-annually, on the first business day of February and August: Asia Pacific Dividend A-USD, European Dividend A-Euro, US Dollar Bond A-USD.
- Quarterly, on the first business day of February, May, August, and November: Asian High Yield A-RMB (hedged), China RMB Bond E-GDIST (EUR/USD hedged), Flexible Bond A-GBP and Y-GBP.

See "Distribution policy" below.

CURRENCY CODES Each share class that is not denominated in the fund's base currency carries a 3-letter code for the currency in which it is denominated. If no such code appears, the share class currency is the same as the fund base currency.

Dividends

ACCUMULATION SHARES These shares retain income in the fund.

DISTRIBUTING SHARES These shares make periodic distributions to shareholders.

Dividends (if any) are normally paid within 5 business days of declaration or as soon as practicable thereafter.

Dividends paid may include capital, which will be attributable to the relevant class of Shares and will reduce capital appreciation for the holders of such Shares. To the extent that net income attributable to these Shares exceeds the amount declared payable, the excess amount will be reflected in the respective Net Asset Value of such Shares. Alternatively, the amount of dividend may exceed the aggregate amount of net investment income and net capital gain. Accordingly, the level of dividend does not necessarily indicate the total return of the fund. In order to assess the total return of the fund, both the Net Asset Value movement (including dividend) and the dividend distribution should be considered. Where share classes seek to maintain stable dividends, the funds are managed in line with the stated investment objectives and are not managed to maintain a stable payment per Share on any particular Share class. The Board may also determine if and to what extent dividends may include distributions from realized and unrealized capital gains as well as from capital.

In the event of distribution of gross investment income, charges will be deducted from the assets of the relevant class of shares. This will enhance income returns but may constrain capital growth.

Where the payment of the dividend amount per class of shares accrued between the launch date and the first scheduled distribution date would not be economically efficient, the Board may defer this payment to the next distribution date.

Dividends are paid only on shares that were owned as of the declaration date.

Options for receiving distributions Investors have two options:

- Automatic reinvestment in the same class of shares, with no entry fee, at the NAV for the dividend declaration date (or if not a Valuation Date, for the next day that is). Shares are calculated to two decimal places, with any remainder added to the next distribution.
- Upon your request, by electronic transfer to your bank account on file, in the Principal Dealing Currency of the relevant share class net of bank charges. Note that any dividend payments of less than USD 50 (or equivalent in another currency) will be reinvested in further shares unless this is prohibited by applicable local regulations, or otherwise decided by the Board.

No interest is paid on unclaimed dividend payments, and after 5 years unclaimed dividends will be forfeited and returned to the fund. No fund will make a dividend payment if the assets of the SICAV are below the minimum capital requirement, or if paying the dividend would cause that situation to occur.

INCOME EQUALISATION For both accumulation and distribution shares, each fund applies equalisation to help ensure that income allocations per share are not affected by changes in the number of shares in issue. It is expected that the equalisation amount will not be taxable as an income receipt of the shareholder but should be applied to reduce the

base acquisition cost of the Shares for the purpose of computing capital gains. The tax treatment of equalisation amounts may, however, differ in certain jurisdictions. Further information on the equalisation amount received as a part of a distribution, may be obtained by contacting the Distributor or the Management Company.

Issuance and ownership

FORMS IN WHICH SHARES ARE ISSUED We issue shares in registered form. With these shares, the owner's name is recorded in the SICAV's register of shareholders and the owner receives a confirmation of subscription. Ownership can only be transferred by notifying the transfer agent of a change of ownership. Forms for this purpose are available by contacting your distributor or the management company.

Documentation of ownership of shares is available on request and will be sent out approximately 4 weeks after we receive a request and all applicable monies and shareholder documentation have been received. We do not issue bearer shares or share certificates.

INVESTING THROUGH A NOMINEE VS. DIRECTLY WITH THE SICAV If you invest through an entity that holds your shares under its own name (a nominee account), that entity is recorded as the owner in the SICAV's register of shareholders and, so far as the SICAV is concerned, is entitled to all rights of ownership, including voting rights. Unless otherwise provided by local law, any investor holding shares in a nominee account with a distribution agent has the right to claim, at any time, direct title to shares subscribed through the nominee. The nominee maintains its own records and provides each investor it serves with information as to the holdings and transactions in fund shares associated with that investor.

Other policies

Shares are issued to one one-hundredth of a share (2 decimal places). Fractional shares receive their pro rata portion of any dividends, reinvestments and liquidation proceeds, but do not carry voting rights.

Shares carry no preferential or preemptive rights. No fund is required to give existing shareholders any special rights or terms for subscribing for new shares. All shares must be fully paid up.

Fund Fees and Costs

Except for entry, exit and exchange fees, the fees and expenses described below are deducted from fund assets. Fee rates are presented in "Fund Descriptions" or in the tables in "Share Classes" above.

Management fee

This fee is accrued daily and paid each month in arrears, normally in USD.

The management fee may be increased in respect of any one or more funds or share classes from time to time, provided the fees do not exceed an annual rate of 2.00% of the net asset value of the fund. Any increase above 2.00% is subject to not less than three months' notice being given to shareholders in the same manner as notices of meetings. The Management fee may be waived in whole or part in respect of any fund or Share Class. The management fee may be used to remunerate the Management Company, the Investment Manager, Connected Persons, intermediaries, and any other entity to which has been sub-delegated investment management activities for services performed by them for the SICAV.

Depository and Administration fees

The SICAV pays a fee to the depository. The depository fee will typically range from 0.003% and 0.35% of the SICAV's net assets (varying depending on the markets in which the SICAV is invested) excluding transaction charges and reasonable disbursements and out-of-pocket expenses.

The SICAV has appointed FIL Investment Management (Luxembourg) S.A as the Management Company of the SICAV, under a Management Company Services Agreement dated 1 June 2012. The Management Company and the SICAV have appointed FIL Limited, under a services agreement dated 1 June 2012, to provide services in relation to the investments of the funds including valuation, statistical, technical, reporting and other assistance. The Management Company and/or FIL Limited has outsourced certain administration services to other Fidelity group entities.

The SICAV pays an administration fee for the services noted in the Management Company Services Agreement and the Services Agreement at commercial rates agreed from time to time between the parties plus reasonable out-of-pocket expenses. The maximum administration fee paid for these services by the SICAV will be 0.35% of the net assets (excluding reasonable out-of-pocket expenses).

Entry and exit fees

These fees are described either in "Fund Descriptions" or in the tables above and are paid to the general distributor for sales activities and ongoing client service and as a source of funds for the general distributor to cover the sales and client service fees of other distributors, including financial intermediaries or institutions. The initial sales charge may be shared by the general distributor with distributors, Intermediaries and other agents

Switch fee

This fee is described on page 123 and is paid to the general distributor, who may decide to remit it to the fund(s) in question to cancel or reduce any effects of exchanges on the remaining shareholders.

Distribution fee

The Management Company has appointed the general distributor to assist in the promotion of the SICAV. A Distribution fee on certain Shares Classes, is paid to the general distributor at the rate indicated in the "Main Share Class" section for each fund, for providing distribution-related services to the SICAV and shareholders. This fee is accrued daily and paid monthly to the general distributor.

The general distributor passes on some or all of the distribution fee to distributors, intermediaries and other agents as commission for their services.

Performance fee

The performance fee calculation methodology is described below; any market index (benchmark) or hurdle rate information is described in "Fund Descriptions".

Performance fees are set by the Board and are calculated for each applicable share class and fund. Because of different cost structures and other reasons, fee amounts will often vary from class to class. The Investment Manager may at its discretion waive any or all its fees in respect of any fund.

During periods of market volatility, there may be times when performance fee accruals cause a NAV to rise even though portfolio asset values fell, and vice versa.

Shares purchased when a NAV is less than its adjusted high water mark will not accrue any performance fee on any NAV increases up to the adjusted high water mark.

PERFORMANCE FEE TERMS

Accrual The accrual of daily performance fee adjustments (positive or negative) throughout the financial year. Any fee accrual that exists on the last valuation day of the financial year is paid to the management company.

Crystallisation The point at which accrual ceases and any accrued performance fee becomes payable (and non-refundable). Crystallisation occurs:

- on the last valuation day of the financial year (provided that a Share Class has been in existence for the whole of the financial year or if a Share Class is launched during the financial year, the crystallisation will occur on the last valuation day of the Share's first full financial year)
- upon any liquidation or merger of an affected fund or Share Class (subject to the best interest of investors of both the merging and the receiving fund or Share Class)
- upon orders for switching out or redemption (applied to those shares only)

High water mark A mechanism designed to ensure that shareholders are not charged a performance fee until any previous losses are recovered. There is no mechanism to lower the high water mark. The adjustment of the high water mark may not be below the initial value. This model is used for funds with cash benchmarks identified as such in Fund Descriptions.

Hurdle rate A mechanism designed to ensure that a performance fee will only be paid when shares outperform their benchmark. If the share has been launched part way through the financial year, the hurdle rate will be calculated in proportion to the length of the period.

Performance period The period over which a performance fee accrues). This is normally the same as the SICAV's financial year, but in certain circumstances may begin at another time (such as when a new fund or share class is launched) or end at another time (such as when a fund or share class is liquidated).

PERFORMANCE FEE CALCULATION

Using the formula described below, we calculate performance fee accruals for each applicable share class each day that is a valuation day for that fund. No share class's performance fee can exceed 10% of its daily average NAV over the SICAV's financial year. The number of days in the year is 366 for leap years, 365 for all other years. Note that because the high water mark is measured against the fund's NAV on one particular day in the past, it may not capture the highest level that the NAV has ever reached.

assets of the share class + any dividends paid since last performance fee payment (or launch) + any accrued performance fee (not yet paid) - any swing pricing adjustment ÷ number of shares = adjusted NAV	cumulative market index return for previous valuation day x cumulative market index rate for previous business day) ⁿ where n = number of calendar days since 2 business days ago ÷ number of calendar days in the year = cumulative market index return	adjusted NAV as at last performance fee payment (or launch) - cumulative market index return = high water mark adjustment adjustment > 0: high water mark is increased by adjustment amount adjustment < 0: high water mark remains unchanged	hurdle rate x number of calendar days since the last performance fee payment (or launch) ÷ number of calendar days in the year = cumulative hurdle rate (rounded to 6 decimal places)	hurdle rate x number of calendar days since 2 business days ago ÷ number of calendar days in the year = daily hurdle rate (rounded to 6 decimal places)
---	---	--	---	---

Performance fee accrues when
adjusted NAV > adjusted high water mark + cumulative hurdle rate

Performance fee amount is
performance fee rate x (previous daily return - previous daily market index rate) + (daily hurdle rate x adjusted NAV for two valuation days ago)
 adjusted for net subscriptions or redemptions since most recent valuation day

PERFORMANCE FEE EXAMPLES

The below examples illustrate hypothetical crystallisation scenarios, assuming a calculation period of a financial year.

Scenario	Cumulative share class performance	Cumulative Index performance	Cumulative share class excess return over Index	Performance Fee crystallisation	Performance Fee
1.	+10%	+5%	+5%	Yes	0.75%
2.	+2%	+5%	-3%	No	0%
3.	-2%	-5%	+3%	No	0%
4.	-10%	-5%	-5%	No	0%

Charges and Expenses The following costs and expenses may be charged to the SICAV, any of which may be permanently or temporarily waived or borne by the Investment Manager.

- fees of the Management Company, remuneration of any employees or officers of the SICAV, the Investment Manager, any paying agent, the Hong Kong representative and of representatives in other jurisdictions where the Shares are qualified for sale, and of all other agents employed on behalf of the SICAV; such remuneration may be based on the net assets of the SICAV or on a transaction basis or may be a fixed sum
- Fund formation expenses;
- the cost of preparing, printing and publishing in such languages as are necessary, and distributing offering information or documents concerning the SICAV, annual and semi-annual reports and such other reports or documents as may be desirable or required under laws or regulations applicable to the SICAV or the offering of Shares;
- the cost of printing certificates and proxies;
- the cost of preparing and filing the Articles of Incorporation and all other documents concerning the SICAV, including registration statements and offering circulars with all authorities (including local securities dealers' associations) having jurisdiction over the SICAV or the offering of Shares;

- the cost of qualifying the SICAV or the sale of Shares in any jurisdiction or of a listing on any exchange;
- the cost of accounting and bookkeeping;
- the cost of calculating the Net Asset Value of Shares of each fund;
- the cost of preparing, printing, publishing and distributing or sending public notices and other communications (including electronic or conventional contract notes) to the shareholders;
- legal and auditing fees;
- registrar's fees;
- all other charges and expense similar to the above;
- costs associated with the required collection, reporting and publication of data about the SICAV, its investments and shareholders;
- costs of publishing fund performance data;
- financial index licensing fees;
- fees for operating hedged share classes;
- duties, taxes and transaction costs associated with buying and selling fund assets;
- brokerage fees and commissions;
- custody, depositary and safekeeping charges,;

- valuation, statistical, technical, reporting and other assistance under a services agreement with FIL Limited upon commercial rates agreed from time to time that will not exceed 0.35% of a fund's net assets, plus reasonable out-of-pocket expenses;
- transaction charges, reasonable disbursements and out-of-pocket expenses of the depository;
- costs of any sub-custodians;
- interest on borrowing and bank charges incurred in negotiating borrowing;
- fees of non-affiliated Board members and incidental expenses of all Board members;
- litigation or tax reclaim expenses;
- any extraordinary expenses or other unforeseen charges.

Administrative and other expenses of a regular or recurring nature may be calculated on an estimated basis for yearly or other periods in advance, and the same may be accrued in equal proportions over any such period.

Costs, charges and expenses which may be attributed to a fund will be borne by that fund; otherwise they will be allocated in US Dollars pro rata to the Net Asset Value of all, or all appropriate, funds on such basis as the Board considers reasonable.

In so far as a fund invests in other UCITS or UCIs which are administered directly or by delegation by the Management Company or another company to which the Management Company is linked by common management or control or by a substantial direct or indirect holding or which is managed by a company in the FIL Group, the fund shall not be charged a subscription fee or a redemption fee.

The Management Company and/or FIL Limited has outsourced certain administration services to other Fidelity group entities.

A portion of commissions paid to selected brokers for certain portfolio transactions may, where permitted by regulation, be repaid to the funds which generated the commissions with these brokers and may be used to offset expenses.

Except as described in the Prospectus, no commissions, discounts, brokerage or other special terms have been granted by the SICAV or the Management Company in relation to Shares issued or to be issued by the SICAV; on any issue or sale of Shares a Distributor (including the General Distributor) may, out of its own pocket or out of the initial charges, if any, pay commissions or other fees and charges on applications received through brokers and other professional agents or grant discounts.

Foreign exchange transactions for investors or the SICAV may be effected on an arm's length basis by or through FIL Group companies from which a benefit may be derived by such companies. Further details on the Foreign Exchange Service can be found at www.fidelityinternational.com/foreignexchangeservice.

All expenses that are paid from shareholder assets are reflected in NAV calculations, and the actual amounts paid are documented in the SICAV's annual reports.

Recurring expenses will be charged first against current income, then against realised capital gains, and lastly against capital.

Each fund and class pays all costs it incurs directly and also pays its pro rata share (based on net asset value) of costs not attributable to a specific fund or class. For each share class whose currency is different from the base currency of the fund, all costs associated with maintaining the separate share class currency (such as currency hedging and foreign exchange costs) will be charged solely to that share class to the extent practicable.

Expenses are calculated each business day for each fund and class and paid monthly in arrears.

Buying, Exchanging and Selling Shares

Information that applies to all transactions except transfers

OPTIONS FOR SUBMITTING INVESTMENT REQUESTS

- By contacting your financial advisor, intermediary or distributor
- Via a pre-established electronic platform
- By fax or mail to the Management Company:
FIL Investment Management (Luxembourg) S.A. 2a Rue Albert Borschette, BP 2174, L-1246 Luxembourg

PLACING ORDERS You can submit orders to buy, switch or sell (redeem) shares at any time, by approved electronic means, or by fax or letter to the Management Company, Distributor, intermediary or transfer agent.

When placing an order, you must include all necessary identifying information, including the account number, and instructions as to the fund, share class, reference currency, and size and type of transaction (buying, switching, or selling).

Normally, the Management Company and/or the relevant Distributor do not accept from, or make payments to, persons other than the registered shareholder or any of the joint shareholders.

In case of joint holding, and unless specifically stated in writing at the time of application, any one of the registered joint shareholders is authorised to sign any documents or to give instructions in connection with that holding on behalf of the other joint shareholders. Such authorisation shall remain in force unless notice of its termination is received under separate cover by the Distributor.

No request will be accepted or processed in any way that is inconsistent with this prospectus.

CUT-OFF TIMES AND PROCESSING SCHEDULE Any application to buy, switch or sell shares must be received before the cut-off time shown for each fund in "Fund Descriptions"

Orders that arrive after the cut-off time will only be accepted as of the next cut-off time.

Note that the NAV at which any request is processed cannot be known at the time a request is placed.

A confirmation notice will be issued as follows:

- for purchases, usually within 24 hours of the shares being allocated
- for switches and sales, at the time the applicable NAV is calculated

See "Fund Descriptions" for settlement schedules.

Other dealing cut-off times may be agreed with local Distributors and/or sub-transfer agent(s).

PRICING Shares are priced at the NAV for the relevant share class. All requests to buy, exchange or sell shares are processed at that price, adjusted for any charges. Each NAV is calculated in the fund's base currency, then converted, at current market rates, into any currencies of share class denomination. Except for initial offering periods, during which the price is the initial offer price, the share price for a transaction will be the NAV calculated for the day on which the transaction request is processed.

CURRENCIES You may place orders in any of the major freely convertible currencies as well as the principal dealing currency of the funds or share classes. Distributors may publish details of other acceptable currencies. Foreign exchange transactions required to handle client purchases/redemptions may be aggregated and will be carried out on an arm's length basis through certain FIL Group companies from which a benefit may be derived by such companies. Settlement must be made in the currency in which the order was placed. Further details on

the Foreign Exchange Service can be found at www.fidelityinternational.com/foreignexchangeservice.

Investors subscribing for Shares direct through the Management Company may only settle in one of the Principal Dealing Currencies of the applicable fund or class.

In case of compulsory redemption of Shares by the SICAV, subject to the conditions set out in the Articles of Incorporation, the relevant investment will be automatically redeemed in the Principal Dealing Currency (unless otherwise specifically decided by the Board or instructed by the relevant shareholder) free from any redemption charge at the Net Asset Value per Share calculated, and the proceeds will be returned to the relevant shareholder's bank account.

IN SPECIE SUBSCRIPTION OR REDEMPTION The purchase price, excluding any sales commission, may be paid by contributing to the relevant fund securities consistent with the investment policy and investment restrictions of the relevant fund. This is subject to approval of the Board and all applicable laws and regulations, notably with respect to the issuance of a special report from the approved statutory auditor of the SICAV, which may also be specifically requested by the Board.

The specific costs for such purchase in specie, in particular the costs of the special report will normally be borne by the purchaser, or a third party.

The SICAV and/or the Management Company shall have the right, if the Board and/or the Management Company so determines, to satisfy payment of the redemption price to any shareholder requesting redemption of any of their Shares in specie (but subject to the consent of the shareholder in the case of Shares valued at less than USD 100,000) by allocating to the holder investments from the pool of assets set up in connection with such class or classes of Shares equal in value (calculated in the manner described in Article 22 of the Articles of Incorporation) as of the Valuation Date on which the redemption price is calculated to the value of the Shares to be redeemed. The nature and type of assets to be transferred in such case shall be determined on a fair and reasonable basis and without prejudicing the interests of the other holders of Shares of the relevant class or classes of Shares and the valuation used shall be confirmed by a special report of the auditor to the extent required by law or regulation or by the Board. The costs of any such transfers shall normally be borne by the transferee.

LATE OR MISSING PAYMENTS TO SHAREHOLDERS The payment of a dividend or sale proceeds to any shareholder may be delayed for reasons of fund liquidity, and may be delayed, reduced, or withheld if required by foreign exchange rules, other rules imposed by the shareholder's home jurisdiction, or for other external reasons. In such cases we cannot accept responsibility, nor do we pay interest on amounts withheld.

INVESTING THROUGH REGULAR INVESTMENT PLANS If you are investing through a regular investment plan offered by a distributor, platform or other intermediary who we have approved, you must follow the general terms and conditions set by the plan in addition to all applicable terms and conditions in this prospectus. Your investment plan provider is required to provide you with their terms and conditions.

CHANGES TO ACCOUNT INFORMATION You must promptly inform us of any changes in personal or bank information, particularly any information that might affect eligibility for any share class. We will require adequate proof of authenticity for any request to change the bank account associated with your fund investment.

Buying shares

Also see "Information that Applies to All Transactions Except Transfers" above.

For optimal processing of investments, send money via bank transfer (net of any bank charges) in the currency denomination of the shares you want to buy. To make purchases in another currency, contact your Distributor or intermediary in advance.

Investors buying Shares for the first time must complete an application form. The instructions for subsequent purchases should contain full details of registration, the name of the fund(s), class(es) of Shares, settlement currency(ies) and the value of Shares to be bought. Purchase instructions will normally only be settled on banker's notification of receipt of all necessary documentation as well as cleared monies.

The Management Company or Distributors may delay the processing of the applications until receipt of all the documents it may request to comply with the applicable laws and regulations.

If we do not receive full payment for your shares within the time indicated for settlement, we will cancel your transaction and return the payment to you, less any costs incurred in seeking to process your request.

The Management Company and Distributors reserve the right to reject any request to buy shares, whether for initial or additional investment, for any reason.

Note that some intermediaries may have their own account opening and payment requirements.

On certain share classes an initial sales charge is levied. Details of such charges are shown in the Fund Descriptions.

CONTINGENT DEFERRED SALES CHARGE On certain share classes there may be a Contingent Deferred Sales Charge ("CDSC") levied on Shares that are redeemed within a certain amount of time after purchase. The following table shows how the rate is calculated for each Share Class that levies this charge.

Share Class	CDSC
Class B	Maximum 3% if redeemed within the first year of purchase, 2% if redeemed within the second year, 1% if redeemed within the third year.

Shareholders should note that for the purpose of determining the number of years Shares have been held:

- the anniversary of the date of subscription shall be used
- the Shares held the longest period are redeemed first
- the Shares which a shareholder receives upon conversion carry the holding period which corresponds to the holding period of the Shares which were converted.
- when a shareholder switches Shares which have been subscribed at different times to Shares of another fund, the Registrar and Transfer Agent will convert the Shares held for the longest period.

Shares acquired by reinvestment of distributions will be exempt from the deferred sales charge in the same manner as the deferred sales charge will also be waived on redemption of Class B arising out of death or disability of a shareholder or all shareholders (in the case of a joint Shareholding).

The amount of any deferred sales charge is based on the current market value and the purchase price of the Shares being redeemed, whichever is lower. For example, when a Share that has appreciated in value is redeemed during the deferred sales charge period, a deferred sales charge is assessed only on its initial purchase price.

In determining whether a deferred sales charge is payable on any redemption, the fund will first redeem Shares not subject to any deferred sales charge and then Shares held longest during the deferred sales charge period. Any deferred sales charge due will be retained by the General Distributor which is entitled to such deferred sales charge.

Switching shares

Also see “Information that Applies to All Transactions Except Transfers” above.

You may switch between funds, share classes, or both, within the SICAV in the following circumstances:

- from Class A to any other fund share class for which the exchange meets the minimum investment requirements of the new fund or class
- for classes B, C, D, E, I, J, P, W, X, or Y from any fund to any other fund, within the same share class.
- for classes R, RA, RY, and SE, a switch may only occur in certain circumstances and at the discretion of the management company
- with the approval of the Board or its delegate, subject to meeting the eligibility requirements of the Prospectus and equal treatment of any shareholders requesting a switch from the same class on the same Valuation Date
- as may otherwise be permitted by the Management Company on a case-by-case basis

All switches are subject to the following conditions:

- you must meet all minimum investment requirements (initial or subsequent, as the case may be) for the share class into which you are switching
- you can only switch into a share class that is offered in your jurisdiction as at the date of the switch
- if you paid no entry fee on the shares being switched, we may charge you up to the full entry fee for the shares into which you are switching; if you did pay a sales charge, we may charge a switch fee of up to 1%.
- Switching fees will be applied to all switches (where applicable) between funds and between classes of Shares within a fund. No switching charges apply to switches into or between funds in the Reserved Funds range.
- we will switch without a currency conversion if possible; otherwise, any necessary currency conversion will be processed on the day the exchange occurs, at that day's applicable rate. The number of Shares will be rounded up or down to the nearest one-hundredth of a Share.
- any exchange that does not leave in the original account that account's minimum holding will be treated as order to close the account
- A switch from a CDSC share class may only be made to the same CDSC share class of another fund. Holdings in Class B Shares will automatically convert without any fee into Class A Shares following expiry of the deferred sales charge period applicable to the relevant Shares at the next available monthly cycle.

AMOUNTS TO BE SWITCHED The minimum value of a shareholding in any one fund must amount to the minimum initial investment. Shareholders must therefore switch the appropriate minimum initial investment or, where investing in a fund where they have an existing shareholding, the appropriate minimum subsequent investment. When switching a partial holding, the minimum value of the remaining holding should equate to the minimum initial investment.

PRICE Switching instructions received on a day that the Distributors or the Management Company are open for business before the appropriate dealing cut-off times on a Valuation Date, are dealt with at the Net Asset Value calculated that day for each of the relevant funds. Switching instructions received before the relevant dealing cut-off times on a day which is not a Valuation Date for one or both funds will be executed on the next Valuation Date for that fund. If a shareholder switches from a fund with a 4.00pm Central European Time (3.00 pm UK time) dealing cut-off point into a fund with an earlier cut-off point of 1.00pm Central European Time (12.00 noon UK time), the Buy side of the switch may be dealt with at the Net Asset Value calculated on their respective next following Valuation Date.

Because a switch is considered two separate transactions (a simultaneous redemption and subscription) it may create tax or other implications. The purchase and sale components of an exchange are subject to all terms of each respective transaction.

Selling shares

Also see “Information that Applies to All Transactions Except Transfers” above.

Note that any redemption proceeds will only be paid out once all investor documentation has been received, including any requested in the past that was not adequately provided.

We pay redemption proceeds only to the shareholder(s) identified in the SICAV's register of shareholders, by wire to the bank account details we have on file for the account. If any required information is missing, your request will be held until it arrives and can be properly verified. All payments to you are made at your expense and risk.

Transferring shares

As an alternative to selling, you may transfer ownership of your shares to another investor. Note, however, that all of the ownership eligibility requirements for your shares apply to the new owner (for example, institutional shares cannot be transferred to non-institutional investors) and if a transfer to an ineligible owner occurs, the Management Company will either void the transfer, require a new transfer to an eligible owner, or forcibly redeem the shares.

How We Calculate NAV

Timing and formula

The NAV of each fund and share class is calculated on each Valuation Date, in accordance with the Articles of Incorporation. The NAV of each fund is calculated in the BaseCurrency of the fund and for each share class its principal dealing currency. NAVs for money market funds are rounded to the nearest four decimal places and are available on a daily basis at [fidelityinternational.lu](https://www.fidelityinternational.lu).

The NAV per Share of each fund, and, if applicable, of each class of Shares of such fund, is calculated by determining first, if appropriate, the proportion of the net assets of the relevant fund attributable to each class of Shares, where appropriate taking account of any ongoing distribution charge payable.

To calculate NAV for each share class we use the following general formula:

$$\frac{(\text{assets} - \text{liabilities}) \text{ per share class}}{\text{number of outstanding shares}} = \text{NAV}$$

In calculating the NAV appropriate provision is made for charges and fees attributable to each fund and share class.

Asset Valuations

In general, we determine the value of each fund's assets as follows. Note that for any type of security, we may use different value methods in accordance with generally acceptable valuation principles instead of the method stated here (see description following the bullets).

For funds other than Cash funds

- **CASH IN HAND OR ON DEPOSIT, BILLS, DEMAND NOTES, ACCOUNTS RECEIVABLE, PREPAID EXPENSES, AND CASH DIVIDENDS AND INTEREST DECLARED OR ACCRUED BUT NOT YET RECEIVED.** Valued at the full value, unless the same is unlikely to be paid or received in full, in which case the Board or its delegate shall apply such discount as it may consider appropriate to reflect the true value thereof.

- **MONEY MARKET INSTRUMENTS.**

Non-money market funds Valued as described in the bullet immediately above.

Money market funds Valued at mark-to-market or, that is not possible, mark-to-model.

- **TRANSFERABLE SECURITIES, MONEY MARKET INSTRUMENTS AND DERIVATIVES THAT ARE TRADED ON AN OFFICIAL STOCK EXCHANGE OR OTHER REGULATED MARKET.**

Valued on the basis of the last available price of the relevant stock exchange or market on which these securities are traded. Where such securities or instruments are traded on more than one exchange or market the Board or its delegate shall adopt policies to determine the order of priority of the exchanges or markets that shall be used for valuation.

- **SECURITIES OR INSTRUMENTS WHICH ARE NOT LISTED OR FOR WHICH THEIR LAST AVAILABLE PRICE IS NOT REPRESENTATIVE OF THEIR FAIR MARKET VALUE.**

The Board or its delegate shall use the reasonably foreseeable sales price valued with prudence in good faith.

- **SHARES OR UNITS OF UCITS OR UCIs.**

Valued at the last available NAV reported by the UCITS/UCI.

- **LIQUID ASSETS AND MONEY MARKET INSTRUMENTS**

may be valued at nominal value plus any accrued interest at mark-to-market or mark-to-model, or on an amortised cost basis under certain limited conditions (including for instruments with low residual maturities when deemed allowed to gain an appropriate approximation of the price of the instrument) provided that escalation procedures are in place to ensure corrective actions are promptly taken when the amortised cost no longer provides a reliable approximation of the price of the instrument. All other assets, where practice allows, may be valued in the same manner

- **UNLISTED SECURITIES AND ALL OTHER ASSETS.**

Valued in accordance with market practice.

For Cash funds

- **CASH ON HAND OR ON DEPOSIT, BILLS AND DEMAND NOTES AND ACCOUNTS RECEIVABLE, PREPAID EXPENSES, CASH DIVIDENDS AND INTEREST DECLARED OR ACCRUED AS AFORESAID, AND NOT YET RECEIVED.**

Valued at the full value, unless the same is unlikely to be paid or received in full, in which case the Board shall apply such discount as it may consider appropriate to reflect the true value thereof;

- **SHARES OR UNITS OF MONEY MARKET FUNDS.**

Valued at their last available NAV as reported by such money market funds;

- **LIQUID ASSETS AND MONEY MARKET INSTRUMENTS.**

valued at Mark-to-Market or Mark-to-Model where the use of mark-to-market is not possible, or the market data is not of sufficient quality; and

- **ANY ASSETS OR LIABILITIES IN CURRENCIES OTHER THAN THE FUND CURRENCY**

will be converted using the relevant spot rate quoted by a bank or other recognised financial institution. If such quotations are not available, the rate of exchange will be determined in good faith by or under procedures established by the Board.

If any of the above valuation principles do not reflect the valuation method commonly used in specific markets or if any the valuation principles do not appear to accurately reflect the value of the SICAV's assets or if extraordinary circumstances render a valuation in accordance with the above guidelines impracticable or inadequate, the Board or its delegate may adopt different valuation principles in good faith and in accordance with generally accepted valuation principles and procedures to achieve what it believes to be a fair valuation in the circumstances. For complete information on how assets are valued, see the articles.

Swing pricing

In order to protect shareholders, the Board and the Management Company have adopted a swing pricing policy that allows price adjustments as part of the regular daily valuation process where trading in a fund's shares requires significant purchases or sales of securities.

If on any dealing day the net transactions in shares of a fund exceed a threshold set by the Board from time to time for the fund, the NAV may be adjusted upwards or downwards as applicable to reflect the costs (the "Costs") that may be incurred in liquidating or purchasing investments to satisfy net daily transactions at fund level. These Costs may include but are not limited to estimated spreads, brokerage fees, transaction tax, commission, and transaction costs. The threshold is set by the Board or the Management Company taking into account factors such as the prevailing market conditions, the estimated dilution costs and the size of the funds and will be triggered mechanically and on a consistent basis. The adjustment will be upwards when the net aggregate transactions result in net subscriptions flows. The adjustment will be downwards when the net aggregate transactions result in net redemption flows. The adjusted asset value will be applicable to all transactions on that day.

Some of the funds are currently co-managed, the aggregated groups of assets are referred to as a 'pool'. Individual funds may have their assets invested via one or more pools. For the purposes of operating a price adjustment policy, the Board may decide that a threshold for adjusting prices be established at pool level.

The price adjustment, based on both normal net dealings and market volatility, will not exceed 2% of the original Net Asset Value. The actual level of adjustment will be set periodically by a dedicated committee, to which the Board has delegated specific powers. However, whilst the price adjustment is normally not expected to exceed 2%, the Board and/or the Management Company may decide to increase this adjustment limit in exceptional circumstances (such as high net dealings or high market volatility) to protect shareholders' interests. As any such price adjustment will be dependent on aggregate net transactions in Shares, it is not possible to accurately predict whether it will occur at any future point in time and consequently how frequently it will need to be made. Shareholders will be notified of such a decision to increase this adjustment limit via notice on [fidelityinternational.com](https://www.fidelityinternational.com).

Institutional Reserved Funds – Dilution Levy and Large Deals

The value of the property of a fund may be reduced due to the costs incurred in the dealings in the fund's investments, including stamp duty and any difference between the buying and selling price of such investments. To mitigate against such 'dilution' and consequent potential adverse effect on remaining shareholders, the SICAV has the power to charge a 'dilution levy' when Shares are bought or sold. Any dilution levy must be fair to all shareholders and potential shareholders and the SICAV will operate this measure in a fair and consistent manner to reduce dilution and only for that purpose.

The SICAV reserves the right to impose a dilution levy:

In respect of a 'large deal', i.e. a deal (or series of deals placed on the same day) in respect of Institutional Reserved Fund Shares exceeding Euro 1.5 million in value; or on a shareholder who redeems or switches a shareholding in an Institutional Reserved fund within 30 days of its purchase.

It is not possible to predict accurately whether dilution would occur at any point in time. If an investor's proposed transaction falls within one of the above categories, the investor should check with its usual Distributor or the Management Company as to whether a dilution levy will apply in respect of that transaction before giving instructions for that transaction. In deciding whether to impose a dilution levy, the Board will consider a number of factors including the size of the

transaction relative to the overall value of the fund, the level of transaction costs within that particular market, the liquidity of the underlying investments within the fund, the amount of investments to be bought/sold and the likely time that this will take, the likelihood of an adverse impact on the value of investments as a result of the accelerated rate of disposal, and the length of time for which the Shares in question were held.

The SICAV is unlikely to impose a dilution levy unless the dealing costs relating to a shareholder transaction are significant and/or will have a material impact on the value of the fund in question. Dealing costs (stamp duty, broker commissions and buy/sell spreads) will be considered significant if they amount to Euro 300,000 or more. A material impact is defined as impacting the Net Asset Value by 10 basis points or more. On a large redemption, the Fund may require the redeeming shareholder to accept an in specie redemption subject to the conditions set out above under 'Redemption in Specie' instead of imposing a dilution levy.

Based on future projections, the levy will be up to 0.80% of the purchase cost or the redemption or switch proceeds. Any dilution levy would be paid to the SICAV and would become part of the property of the relevant fund. On any day where a price adjustment is triggered as further described under '2.4. Price Adjustment Policy (Swing Pricing)' above the dilution levy will not be applied.

Taxes

The following is summary information and is provided for general reference only. Investors should consult their own tax advisors.

Taxes paid from fund assets

The SICAV is subject to the Luxembourg tax d'abonnement (subscription tax) at the following rates:

- All share exchange-listed classes of tracking funds): zero.
- All share classes of money market funds (MMFs): 0.01%.
- All other funds, classes R, I, P and S, SE, X,: 0.01%.
- All other classes of all other funds: 0.05%.

This tax is calculated and payable quarterly, on the aggregate net asset value of the outstanding shares of the SICAV at the end of each fiscal quarter. Any assets coming from another Luxembourg UCI on which the tax d'abonnement has already been paid are not subject to further tax d'abonnement.

The SICAV is not currently subject to any Luxembourg stamp, withholding, municipal business, net worth or estate tax, or taxes on income, profits or capital gains.

To the extent that any country in which a fund invests imposes withholding taxes on income or gains earned in that country, taxes will be paid by the fund in accordance with the relevant laws. Some of these taxes may be recoverable. The fund might also have to pay other taxes on its investments. The effects of taxes will be factored into fund performance calculations. See also "Tax risk" in the "Risk descriptions" section.

While the above tax information is accurate to the best of the Board's knowledge, it is possible that a tax authority may modify existing taxes or impose new ones (including retroactive taxes) or that the Luxembourg tax authorities may determine, for example, that any class currently identified as being subject to the 0.01% tax d'abonnement should be reclassified as being subject to the 0.05% rate. The latter case could happen for an institutional share class of any fund for any period during which an investor not entitled to hold institutional shares was found to have held such shares.

Taxes you are responsible for paying

TAXES IN YOUR COUNTRY OF TAX RESIDENCE Luxembourg tax residents are generally subject to Luxembourg taxes, such as those mentioned above that do not apply to the SICAV. Shareholders in other jurisdictions are generally not subject to Luxembourg taxes (with some exceptions, such as the gift tax

on Luxembourg-notarised gift deeds). However, an investment in a fund may have tax implication in these jurisdictions.

TAX INFORMATION DISCLOSURES

INTERNATIONAL TAX AGREEMENTS Several international tax agreements require the SICAV to report certain information about fund shareholders to the Administration des Contributions Directes in Luxembourg tax authorities every year, and for those authorities to automatically forward that information to other countries, as follows:

- **DIRECTIVE ON ADMINISTRATIVE COOPERATION II (DAC II) AND COMMON REPORTING STANDARD (CRS)** Collected: direct shareholder information such as name, address, date of birth, tax residency, tax identification number and status under the rules. Information collected, along with investment value and payments made to them annually reported, when required, along with, to the Administration des Contributions Directes in Luxembourg who pass this on to relevant tax authorities globally.
- **US FOREIGN ACCOUNT TAX COMPLIANCE ACT (FATCA)** Collected: direct shareholder information as to whether they are a US Person, and where they are a US Person their name, address and US Tax Identification number. US Person information collected along with investment value and payments made to them reported, when required, to the Administration des Contributions Directes in Luxembourg who pass this on to the Internal Revenue Service in the US annually.

Future agreements, or expansions of existing ones, could increase the countries to which shareholder information is communicated. Any shareholder who fails to comply with the SICAV's information or documentation requests may be subject to penalties from their jurisdiction of residence and may be held liable for any penalties imposed on the SICAV that are attributable to the shareholder's failure to provide the documentation.

Measures to Prevent Improper and Illegal Behaviour

Money laundering, terrorism and fraud

To comply with Luxembourg laws, regulations, circulars, aimed at money laundering and terrorism, investors must provide any information and documentation including information about beneficial ownership, source of funds and origins of wealth to demonstrate identity before opening an account

- **natural persons** an identity card or passport copy duly certified by a public authority (such as a notary, police official or ambassador) in his or her country of residence
- **corporations and other entities investing on their own behalf** a certified copy of the entity's incorporation documents or other official statutory document, plus, for the entity's owners or other economic beneficiaries, the identification described above for natural persons
- **financial intermediaries** a certified copy of the entity's incorporation documents or other official statutory document, plus certification that the account owner has obtained necessary documentation for all end investors

We may ask for additional or updated documents at any time if we feel it is necessary, and we may delay or deny the opening or operation of your account and any associated transaction requests (including switches and redemptions) until we receive, and judge to be satisfactory, all requested documents. We may also make comparable requirements to financial intermediaries. We will not be liable for any resulting costs, losses, or lost interest or investment opportunities.

If you have any questions regarding our identification documentation required, contact us (see p. 4).

Fidelity is committed to the fight against financial crime and makes every effort to remain in full compliance with all applicable financial crime related laws, regulations, and

standards in all of the jurisdictions in which it operates, including the sanctions regimes issued by the European Union and the United Nations ("Sanctions regimes") which apply directly to the SICAV as a result of its domicile within the European Union. This may result in the SICAV not accepting certain new investors or subscriptions of existing investors if this would lead to breaches to the sanctions regimes. Where required by regulation, the SICAV will enact a freeze of holdings to individuals or entities designated in applicable sanctions lists.

All investors are expected to act in accordance with these sanctions regimes

Market timing and excessive trading

The SICAV is designed and managed to support longer-term investment and active trading is discouraged. Short-term or excessive trading into and out of the SICAV may harm performance by disrupting portfolio management strategies and by increasing expenses. In accordance with general FIL Group policy and practice and CSSF circular 04/146, the SICAV and the Distributors are committed not to permit transactions which they know to be or have reasons to believe to be related to market timing. Accordingly, the SICAV and the Distributors may refuse to accept applications for or switching of Shares, especially where transactions are deemed disruptive, particularly from market timers or investors who, in the SICAV's or any of the Distributors' opinion, have a pattern of short-term or excessive trading or whose trading has been or may be disruptive to the SICAV. For these purposes, the SICAV and the Distributors may consider an investor's trading history in a fund or other FIL Group UCIs and accounts under common ownership or control

Late trading

We take measures to ensure that any request to buy, switch or sell shares that arrives after the cut-off time for a given NAV will not be processed at that NAV.

Privacy of Personal Information

In accordance with the Data Protection Law, the Fund and the Management Company, acting as joint data controllers, hereby informs you (and in case of a legal person, informs the investor's contact person and/or beneficial owner) that certain personal data ("Personal Data") provided to the Fund or its delegates may be collected, recorded, stored, adapted, transferred or otherwise processed for the purposes set out below. Personal Data includes (i) the name, address (postal and/or e-mail), bank details, invested amount and holdings of a shareholder; (ii) for corporate shareholders: the name and address (postal and/or e-mail) of the shareholders' contact persons, signatories, and the beneficial owners; and (iii) any other personal data the processing of which is required in order to comply with regulatory requirements, including tax law and foreign laws. Personal Data supplied by you is processed in order to enter into and execute transactions in Shares of the Fund and for the legitimate interests of the Fund. In particular, legitimate interests include (a) complying with the Fund's accountability, regulatory and legal obligations; as well as in respect of the provision of evidence of a transaction or any commercial communication; (b) exercising the business of the Fund in accordance with reasonable market standards and (c) the processing of Personal Data for the purpose of: (i) maintaining the register of shareholders; (ii) processing transactions in Shares and the payment of dividends; (iii) maintaining controls in respect of late trading and market timing practices; (iv) complying with applicable anti-money laundering rules; (v) marketing and client-related services; (vi) fee administration; and (vii) tax identification under the EU Savings Directive, OECD Common Reporting Standard (the "CRS") and FATCA.

The Fund may, subject to applicable law and regulation, delegate the processing of Personal Data, to other data recipients such as, inter alia, the Management Company, the Investment Managers, the Sub-Investment Managers, the

Administrator, the Registrar and Transfer Agent, the Depositary and Paying Agent, the auditor and the legal advisors of the Fund and their service providers and delegates (the "Recipients"). The investor is informed and acknowledges that the Personal Data will be processed in accordance with the privacy statement (the "Privacy Statement") available at www.fidelityinternational.com. The Recipients may, under their own responsibility, disclose Personal Data to their agents and/or delegates for the sole purposes of assisting the Recipients to provide services to the Fund and/or to fulfil their own legal obligations. Recipients or their agents or delegates may, process Personal Data as data processors (when processing upon instruction of the Fund), or as data controllers (when processing for their own purposes or to fulfil their own legal obligations). Personal Data may also be transferred to third parties such as governmental or regulatory agencies, including tax authorities, in accordance with applicable law and regulation. In particular, Personal Data may be disclosed to the Luxembourg tax authorities, which in turn may, acting as data controller, disclose the same to foreign tax authorities. In accordance with the conditions laid down by the Data Protection Law, you have the right to:

- request access to the Personal Data
- request the correction of the Personal Data where it is inaccurate or incomplete
- object to the processing of the Personal Data
- request erasure of the Personal Data
- request for restriction of the use of the Personal Data and
- request for Personal Data portability)

You may exercise the above rights by writing to the SICAV or the Management Company (see page 4).

You also have the right to lodge a complaint with the National Commission for Data Protection (the "CNPD") at the following address: 15 boulevard du Jazz, L-4370 Belvaux, Grand Duchy of Luxembourg, or with any competent data protection supervisory authority.

You may, at your discretion, refuse to communicate your Personal Data to the SICAV. In this event, however, the SICAV may reject the request for subscription for Shares and block an account for further transactions. Personal Data shall not be retained for periods longer than those required for the purpose of its processing subject to any limitation periods imposed by applicable law.

Rights We Reserve

Within the limits of the law and the management regulations, we reserve the right to do any of the following at any time so long as it is consistent with the best interests of shareholders:

- **REJECT OR CANCEL ANY APPLICATION TO OPEN AN ACCOUNT OR ANY REQUEST TO SUBSCRIBE FOR SHARES, FOR ANY REASON.** Whether for an initial or additional investment we can reject the entire amount or part of it
- **DECLARE ADDITIONAL DIVIDENDS** or change (temporarily or permanently) the method used for calculating dividends.
- **TAKE APPROPRIATE MEASURES TO PREVENT OR REMEDY IMPROPER OWNERSHIP OF SHARES.** This includes ownership by any investor ineligible to own them or whose ownership might be detrimental to the SICAV or its shareholders. The following examples apply to both existing and prospective shareholders and to both direct and beneficial ownership of shares:
 - requiring investors to provide any information we consider necessary for determining the identity and eligibility of a shareholder
 - forcibly selling (and returning the proceeds in the share class currency) or exchanging, free of any redemption fee, any shares we believe are being held in whole or in part by or for an investor who is, or appears likely to become, ineligible to own those shares, or who has failed to provide any requested information or declaration within one month of being requested to do so, or whose ownership the SICAV has determined might

- be detrimental to its interests or those of shareholders
- preventing investors from acquiring shares if we believe it is in the interests of existing shareholders to do so

We may take any of these measures to ensure the SICAV's compliance with law and regulation; to avoid the adverse regulatory, tax, administrative, or financial consequences for the SICAV (such as tax charges); to remedy the ownership of shares by a US person or any other investor whose ownership of shares is not permitted by the investor's jurisdiction; or for any other reason, including the avoidance of any local registration or filing requirements with which the Management Company or the SICAV would not otherwise be required to comply. The SICAV will not be liable for any gain or loss associated with the above actions.

- **TEMPORARILY SUSPEND THE CALCULATION OF NAVS OR TRANSACTIONS IN A FUND'S SHARES** when any of the following is true:

- the principal stock exchanges or markets associated with a substantial portion of the fund's investments are closed during a time when they normally would be open, or their trading is restricted or suspended, and we believe these conditions have a material effect on the value of assets the fund holds
 - a disruption of communication systems, normally employed in determining the price of any of the SICAV's investments has made it impractical to value fund assets in a timely and reliable way
 - a state of emergency exists (not created or controllable by the management company) that makes it impracticable to value or liquidate assets
 - any other reason exists to make the fund unable to promptly and accurately obtain prices for any investments to which it is exposed
 - the fund is unable to repatriate monies needed to pay out redemption proceeds, or is unable to liquidate assets or exchange monies needed for operations or redemptions at what the Board considers to be a normal price or exchange rate
 - circumstances exist under which we believe it would be impractical or unfair to shareholders to continue dealing in fund shares, or would carry undue risk to do so
 - the NAV of one or more investment funds in which the fund invests a substantial part of its assets is suspended
 - the fund or SICAV is being liquidated or merged
- A suspension could apply to any share class and fund, or to all, and to any type of request (buy, switch, sell).

In addition to suspensions at the fund or SICAV level, any distributor of the fund may declare its own suspension of processing of fund shares under similar terms as above.

Any suspension shall be published in such manner as decided by the Board if the Board consider the suspension is likely to exceed one week.

Shareholders who have requested switching or redemption of their Shares or who have made an application to subscribe for Shares will be notified of any such suspension and will be promptly notified upon termination of such suspension.

- **IMPLEMENT SPECIAL PROCEDURES DURING TIMES OF PEAK BUY, SWITCH OR SELL REQUESTS.** If on any Valuation Date redemption requests and switching requests relate to more than 10% of the Shares in issue in respect of a fund, the Directors may declare that part or all of such Shares for redemption or switching will be deferred on a pro rata basis

for a period that the Directors consider to be in the best interests of the Fund and/or the Directors may defer any switching or redemption request which exceeds 10% of the Shares in issue in respect of a fund. Such period would not normally exceed 20 Valuation Dates. On such Dates, these redemption and switching requests will be met in priority to later requests.

- **CLOSE A FUND OR SHARE CLASS TO FURTHER INVESTMENT** temporarily or indefinitely, without notice, when the Management Company believes it is in the best interests of shareholders (such as when a fund has reached the size where further growth appears likely to be detrimental to performance). A closure may apply only to new investors or to further investments from existing shareholders as well.

- **PARTIAL CLOSURE** The Board and/or the Management Company may decide to partially close a fund or class of Shares to all buys, subscription or switches in from new investors only, or to totally close a fund or class of Shares to all buys or subscription or switches in (but not, in either of the case of partial or total closure as described, to redemptions or switches out).

Where this occurs, the website www.fidelityinternational.com will be amended to indicate the change in status of the applicable fund or class of Shares. Shareholders and potential investors should confirm with the Management Company or the Distributors or check the website for the current status of funds or class of Shares. Once closed, a fund or a class of Shares will not be re-opened until, in the opinion of the Board, the circumstances which required closure no longer prevail.

- **ACCEPT SECURITIES AS PAYMENT FOR SHARES, OR FULFILL REDEMPTION PAYMENTS WITH SECURITIES (IN-KIND PAYMENTS).** If you wish to request a subscription or redemption in kind, you must get advance approval from the management company. These securities will be valued as described in article 22 of the articles, as of the transaction valuation date.

Any securities accepted as a payment in kind for a subscription of shares must be consistent with the fund's investment policy, and acceptance of these securities must not affect the fund's compliance with the 2010 law. Securities provided in redemptions in kind will be determined on a fair and reasonable basis, without prejudice in favour of the recipient or the remaining shareholders.

With all in-kind transactions, the shareholder generally must pay the cost of an independent valuation report from the SICAV's auditor and other documentation, and must pay any entry, exit, or other fees in cash.

If you receive approval for an in-kind redemption, we will seek to provide you with a selection of securities that closely or fully matches the overall composition of the fund's holdings at the time the transaction is processed.

- **REDUCE OR WAIVE ANY STATED SALES CHARGE, OR MINIMUM INVESTMENT AMOUNT, FOR ANY FUND, INVESTOR, OR REQUEST,** especially for investors who are committing to invest a certain amount over time, so long as it is consistent with equal treatment of shareholders. We may also allow distributors to set different minimum investment requirements.

- **RAISE THE ENTRY FEES.** Under the terms of the articles, the initial sales charge (entry fee) may be increased to a maximum of 8% of NAV.

Notices, Publications and Other Information

The following table shows which material (in its most recent version) is made available through which channels items in the first 6 rows are typically available through financial advisors.

Information/document	Sent	Media	Online	Office
KIDs, prospectus, financial reports			•	•
Shareholder notices	•		•	•
The suspension of NAV calculation expected to last more than a week		•	•	•
The daily NAV of each non-money market fund			•	•
For each money market fund, the daily NAV, calculated to four decimal points, along with weekly data on the net yield, maturity breakdown, credit profile, weighted average maturity (WAM), weighted average life (WAL), 10 largest holdings, and its assets			•	•
Any swing price adjustment of above 2% of the NAV			•	
Dividend announcements			•	•
Statements/confirmations	•			
Core agreements (the articles; agreements with the management company, investment managers, depository, administrator, local agents and representatives, and other major service providers)				•
Policies and procedures for complaint handling, voting of portfolio shares, research fees best execution, inducements (financial and non-financial) available to the management company, list of current distribution agents/nominees, and a description of the depository's current duties and related conflicts of interest				•
Core policies (conflicts of interest, best execution, remuneration, voting, complaints handling, benchmarks, etc.) as well as a current list of sub-custodians			•	•

KEY

Sent General materials: sent to all shareholders directly registered in the SICAV's shareholder list at the address of record (physically, electronically, or as an emailed link). Investor-specific materials, such as account statements, trade confirmations, and suspensions of requests to exchange or sell an investor's shares: sent to the relevant shareholder(s). Any communications to shareholders will be published on the respective local/country websites and/or may be notified via e-mail, (in the latter case only) where a shareholder has consented and provided an e-mail address to the Management Company for such purposes.

Media Published, as required by law or as determined by the Board, in newspapers or other media, or electronic platforms, such as Bloomberg, as well as the Recueil Electronique des Sociétés et Associations.

Online Posted online on [fidelityinternational.com](https://www.fidelityinternational.com).

Office Available free upon request from the registered offices of the management company, and available for inspection at those offices; the KIDs, prospectus, financial reports are available on the same basis from the depository and local distributors. The core agreements are available on the same basis from the depository.

Shareholder notices include annual shareholder meetings and notices of prospectus changes, the mergers or closings of funds or share classes (along with the rationale for the decision), and all other items for which notice is required.

Audited annual reports are issued within four months of the end of the financial year. Unaudited semi-annual reports are issued within two months of the end of the period they cover.

Information on past performance, by fund and share class, appears in the applicable KID and on [fidelityinternational.com](https://www.fidelityinternational.com).

Management and Governance

The SICAV

Name and registered office

Fidelity Funds

2a Rue Albert Borschette, BP 2174

L-1246 Luxembourg

Website [fidelityinternational.com](https://www.fidelityinternational.com)

Legal structure Open-ended investment scheme organised as a société d'investissement à capital variable (SICAV)

Legal jurisdiction Luxembourg

Incorporated 15 June 1990

Duration Indefinite

Articles of incorporation First published in the Mémorial, Recueil Spécial des Sociétés et Associations on 21 August 1990; latest amendments published in the Mémorial on 3 April 2019

Regulatory authority

Commission de Surveillance du Secteur Financier

283, route d'Arlon, L-1150 Luxembourg

Registration number (Luxembourg Trade and Companies Register) 34 036

Financial year 1 May to 30 April

Capital Sum of the net assets of all of the funds

Minimum capital EUR 1,250,000 or equivalent in any other currency

Par value of shares None

Structure and Governing Law

The SICAV qualifies as an UCITS under Part 1 of the 2010 Law, and is registered as such with the CSSF. Registration with the CSSF does not constitute an endorsement or any statement about the adequacy or accuracy of a prospectus. The SICAV functions as an "umbrella fund" under which the funds are created and operate. The assets and liabilities of each fund are segregated from those of other funds; there is no cross-liability, and a creditor of one fund has no recourse to the assets of any other fund.

Disputes arising among the shareholders, the Management Company and the depositary will be settled according to Luxembourg law and subject to the jurisdiction of the District Court of Luxembourg. However, with disputes involving investors who are residents of other countries, or transactions in shares occurring in other countries, the Management Company or the depositary may choose to submit themselves, and the SICAV, to the jurisdiction of courts or laws of those countries. To lodge a complaint, contact the Compliance Department of the Management Company (see contact information on page 4).

The ability for a shareholder to bring a claim against the SICAV expires 5 years after the event on which the claim would be based.

The Board

Jeffrey Lagarce (Non-executive director, Chair)

USA

Anouk Agnes (Independent director)

Luxembourg

Dr. Yousef A. Al-Awadi, KBE (Non-executive director)

Kuwait

Romain Boscher (Non-executive director)

Didier Cherpitel (Non-executive director)

Switzerland

Carine Feipel (Independent director)

Luxembourg

Anne Richards, CVO, CBE

United Kingdom

Jon Skillman (Independent director)

Luxembourg

FIL (Luxembourg) S.A.

Represented by Nishith Gandhi

The Board is responsible for the overall investment policy, objectives, and management of the SICAV and funds and, as described more fully in the articles, has broad powers to act on behalf of the SICAV and the funds, including:

- appointing and supervising the management company
- setting investment policy and approving the appointment of any investment manager, sub-investment manager, or investment adviser
- making all determinations regarding the launch, modification, merger, split, termination, or discontinuation of funds and share classes, including such matters as timing, pricing, fees, distribution policy and payment of dividends, liquidation of the SICAV, and other conditions
- determining eligibility requirements and ownership restrictions for investors in any fund or share class, and what steps may be taken in the case of any violation
- determining the availability of any share class to any investor or distributor or in any jurisdiction
- determining when and how the SICAV will exercise its rights and will distribute or publicise shareholder communications
- ensuring that the appointments of the Management Company and the depositary are consistent with the 2010 Law and any applicable contracts of the SICAV
- determining whether to list any shares on the Luxembourg Stock Exchange (which is currently done for some shares) or any other stock exchanges

The Board has delegated the day-to-day management of the SICAV and its funds to the Management Company, which in turn has delegated some or all of its duties to various Investment Managers and other service providers, subject to its overall control and supervision.

The Board is responsible for the information in this prospectus and has taken all reasonable care to ensure that it is materially accurate, complete, and not misleading. The prospectus will be updated as required when funds are added or discontinued or when other material changes are made.

Directors serve until their term ends, they resign, or they are revoked, in accordance with the articles. Any additional directors will be appointed in accordance with the articles and Luxembourg law. Independent directors (directors who are not employees of any FIL Group entity) are entitled to receive compensation for serving on the Board and reimbursement of expenses related to their service as directors.

The Directors shall be indemnified by the SICAV against liability and related expenses in connection with any claim brought against such person by reason of their having been such Director or officer, provided that no indemnity shall be provided against liability to the SICAV or its shareholders by reason of willful misfeasance, bad faith, negligence or reckless disregard of duties or with respect to any matter as to which they shall have been finally adjudicated not to have acted in good faith in the reasonable belief that their action was in the best interests of the SICAV.

Professional Firms Engaged by the SICAV

The Management Company and various professional firms are engaged by the SICAV through service agreements that extend for an indefinite period. The SICAV may terminate any of these service agreements immediately if it determines it is in the shareholders' interest. Otherwise, a holder of any of these service agreements can resign or be replaced by the SICAV (upon 90 days' notice in case of the depositary). Regardless of the circumstances of termination, any professional firm must cooperate fully with a transition of its duties, consistent with its service agreement, its duties under law, and the instructions of the Board.

Management company

See "The Management Company" on page 131.

Administrator

FIL Investment Management (Luxembourg) S.A.

2a Rue Albert Borschette, BP 2174

L-1246 Luxembourg

See "The Management Company" on page 131.

Depositary

Brown Brothers Harriman (Luxembourg) S.C.A.

80 Route d'Esch

L-1470 Luxembourg

The depositary provides such services as:

- safekeeping the assets of the SICAV (custody of assets that can be held in custody and ownership verification and record keeping of other assets)
- fulfilling oversight duties to ensure that the activities defined in the depositary agreement are carried out in accordance with the Board's instructions and, above all, with the 2010 Law and the articles; these activities include the calculation of NAV, the issuing of fund shares, and the timely receipt and allocation of income and revenues to each fund and share class, among others
- cash flow monitoring

The depositary must use reasonable care in exercising its functions and is liable to the SICAV and shareholders for any losses that result from failing to properly perform its duties, as defined in the depositary agreement.

It may entrust some or all of SICAV's assets to third party financial institutions (such as banks or clearinghouses), but this will not affect its liability. The fees of any third-party delegate appointed by the Depositary shall be paid by the SICAV.

Up-to-date information on sub-custodians is available at bbh.com/luxglobalcustodynetworklist.

Where the law of a third country requires that certain investments be held in custody by a local entity, but no local entities satisfy the delegation requirement, the depositary may nevertheless delegate to a local entity so long as the SICAV has informed investors and has given the depositary appropriate instructions.

The depositary is not allowed to carry out activities with regard to the SICAV that may create conflicts of interest between the SICAV, the shareholders, and the depositary itself (including its service providers), unless it has properly identified any such potential conflicts of interest, has functionally and hierarchically separated the performance of its depositary tasks from its other potentially conflicting tasks, and the potential conflicts of interest are properly identified, managed, monitored, and disclosed to the SICAV and its shareholders. The depositary's current conflicts of interest policy is available free of charge upon request to the depositary.

Lending agents

Brown Brothers Harriman & Co.

Boston, Massachusetts

Citibank N.A. London Branch

London, UK

The lending agents carry out Securities lending transactions and the management of associated collateral. Neither lending agent is an affiliate of the investment manager.

Auditor

Deloitte Audit S.à r.l.

20, Boulevard de Kockelscheuer

L-1821 Luxembourg

The auditor provides independent review of the financial statements of the SICAV and all funds once a year. The auditor also verifies all performance fee calculations. The appointment is subject to shareholder's approval at each annual general meeting.

Shareholder Meetings and Voting

The annual general meeting is generally held in Luxembourg at 12:00 Noon CET on the first Thursday in October each year, or if that is not a banking day in Luxembourg, then the next day that is. To the extent provided by Luxembourg law, the Board may choose to hold the annual general meeting at a different time, day, or place. Other shareholder meetings may be held at other places and times. All meetings are subject to appropriate approval and notification.

Written notice convening annual general meetings will be provided to shareholders as required by Luxembourg law and the articles.

Resolutions concerning the interests of all shareholders generally will be taken in a general meeting. The shareholders of a fund may hold a general meeting to decide on any matter that relates exclusively to that fund.

The right of a shareholder to attend a general meeting of shareholders and to exercise the voting rights attaching to their shares shall be determined by reference to shares held by this shareholder as at the Record Date. For information on admission and voting at any meeting, refer to the applicable convening notice.

Liquidation or Merger

Any decision of the Board to terminate, merge, split, or liquidate a share class, a fund, or the SICAV will be communicated to shareholders in accordance with Luxembourg law; see the section "Notices, Publications and Other Information".

Liquidation of the SICAV, a fund or share class

The Board may decide to liquidate or divide into two or more funds or classes any share class or fund in the event that:

- the assets of the class or fund have fallen below USD 50 million
- the Board believes that it is justified either by a change in the economic or political situation relating to the fund or the class or that the interests of shareholders would justify it

The liquidation decision will be published or notified to the shareholders of the relevant fund prior to the effective date of the liquidation and the publication or notification will indicate the reasons and the procedures for the liquidation. Unless the Board otherwise decides in the interests of, or to keep equal treatment between, the shareholders, the shareholders of the fund or the class of shares concerned may continue to request redemption or conversion of their shares.

In all other circumstances or where the Board determines that the decision should be put to shareholders for approval, the decision to liquidate a fund or a class of Shares may be taken at a meeting of shareholders of the fund or class of Shares to be liquidated. At such meeting, no quorum shall be required and the decision to liquidate will be taken by simple majority of the votes cast. The decision of the meeting will be notified and/or published by the SICAV in accordance with applicable laws and regulations.

The Board may also, under the circumstances provided in the first paragraph above, decide upon the reorganisation of any fund by means of a division into two or more separate funds or to consolidate or split any Share classes within a fund. To the extent required by Luxembourg law, such decision will be published or notified, if appropriate, in the same manner as described in the first paragraph of this section. The Board may also decide to submit the question of the consolidation or split of classes of Shares to a meeting of shareholders of such classes. No quorum is required for this meeting and decisions are taken by the simple majority of the votes cast.

The SICAV is established for unlimited duration but may be liquidated at any time by resolution of shareholders in accordance with Luxembourg law. A general meeting of the shareholders will be called to consider the liquidation of the SICAV if the value of the SICAV's net assets should decline to less than two-thirds of the minimum capital required by law. The minimum capital required by Luxembourg law is currently the equivalent of Euro 1,250,000. In the event of any contemplated liquidation of the SICAV, no further issues, switchings, or redemptions of Shares will be permitted after publication of the first notice convening the general meeting of Shareholders for the purpose of winding up the SICAV. All Shares outstanding at the time of such publication will participate in the SICAV's liquidation distribution.

Amounts from liquidation of the SICAV or a fund that cannot be distributed to the shareholders within a period of nine months will be deposited in escrow with the Caisse de Consignation until the statutory period of limitation has elapsed. Amounts unclaimed within 30 years may be forfeited.

If, after the closure or liquidation of a fund, unexpected payments which relate to that specific fund are received by the SICAV and the Board considers that, in consideration of the amounts concerned or the time elapsed since the close of the liquidation, it is not appropriate or operationally justified to revert to former shareholders, these amounts will be retained by the SICAV.

Mergers

Any merger of a fund shall be decided upon by the Board unless the Board decides to submit the decision for a merger to a meeting of shareholders of the fund concerned. No quorum is required for such meeting and decisions are taken by the simple majority of the votes cast. In case of a merger of one or more funds where, as a result, the fund ceases to exist, the merger shall be decided by a meeting of shareholders for which no quorum is required and that may decide with a simple majority of the votes cast. In addition, the provisions on mergers of UCITS set forth in the Law of 2010 and any implementing regulations (relating in particular to the notification to shareholders) shall apply.

The Management Company

Company name and registered address

FIL Investment Management (Luxembourg) S.A.
2a Rue Albert Borschette, BP 2174
L-1246 Luxembourg

Website fidelityinternational.com

Legal structure Société anonyme

Legal jurisdiction Luxembourg

Incorporated 14 August 2002

Regulatory authority

Commission de Surveillance du Secteur Financier
283, route d'Arlon, L-1150 Luxembourg

Registration number (Luxembourg Trade and Companies Register) B 88 635

Other funds managed See fidelityinternational.com

Directors of the Management Company

Christopher Brealey

Luxembourg

Eliza Dungworth

Luxembourg

Jon Skillman

Luxembourg

Sera Sadrettin-Perry

United Kingdom

Romain Boscher

France

Conducting Officers

Florence Alexandre

Luxembourg

Stephan von Bismarck

United Kingdom

Corinne Lamesch

Luxembourg

Karin Winklbauer

Luxembourg

Paul Witham

Luxembourg

Responsibilities and delegation

The Board of the SICAV has appointed the Management Company to perform investment management, administrative and marketing functions. With the approval of the Board and the CSSF, the Management Company has the option of delegating to qualified third parties some or all of the portfolio management, administration, and marketing functions, so long as it retains supervision, implements appropriate controls and procedures, and maintains the prospectus.

An Investment Manager may in turn appoint one or more investment sub-managers.

The Management Company must require any delegated entity to comply with the prospectus, articles, 2010 Law and other applicable provisions when acting on behalf of the SICAV. The Management Company must report to the Board quarterly, and the conducting officers must promptly inform the directors of the Management Company and the Board of any materially adverse administrative matters resulting from the actions of the investment manager, the general distributor and the Management Company itself.

The investment managers, investment sub-managers, and all service providers and delegates engaged by the Management Company have agreements to serve for an indefinite period.

The Board or the Management Company may terminate any of these service agreements immediately if it determines it is in the best interests of shareholders. Otherwise, a holder of any of these service agreements can resign or be replaced upon 90 days' notice (under certain circumstances, 30 days for investment management agreements concerning shares authorised for sale in Hong Kong).

Management Company Policies

More information about these and other corporate conduct policies is available either at the links indicated below or as indicated in "Notices, Publications and Other Information" at the end of "Investing in the Funds".

Conflicts of interest

FIL Group is a worldwide, full-service provider of, investment banking, asset management, and financial services and a major participant in the global financial markets. As such, FIL Group is active in various business activities and may have other direct or indirect interests in the financial markets in which the SICAV invests. The SICAV is not entitled to compensation related to such business activities.

The Management Company, Investment Manager, General Distributor and certain other distributors and service providers or delegates are part of FIL Group. A FIL Group entity could be an issuer or counterparty for a security or derivative a fund is considering buying or selling. In addition, a FIL Group entity that serves the SICAV in a given capacity could serve another SICAV (whether promoted by FIL Group or not) in a similar or different capacity.

In such cases, the Management Company seeks to identify, manage, and, where necessary, prohibit any action or transaction that could pose a conflict between the interests of the FIL Group entities and the SICAV or its investors, for example the SICAV and other clients of FIL Group entities. Where transactions are conducted that might have the potential to be affected by a conflict of interest, such transactions must be conducted on normal commercial terms at arm's length. Any incidents in which conflicts of interest may not have been adequately neutralised, as well as the decisions taken to address such incidents, will be reported to investors in the notes to the SICAV's financial statements.

The management company, along with all other FIL Group entities, strives to manage any conflicts in a manner consistent with the highest standards of integrity and fair dealing. The Management Company conflict of interest policy is available at fidelityinternational.com.

Remuneration

The Management Company has implemented a remuneration policy that is designed not to encourage risk-taking inconsistent with the risk profile of the funds while not hindering the Management Company in its duty to act in the best interest of shareholders.

The remuneration policy:

- supports a performance culture that is based on merit
- differentiates and rewards excellent performance, both in the short and long term
- balances fixed and variable compensation to appropriately reflect the value and responsibility of the role performed day to day, and to influence appropriate behaviours and actions
- requires that compensation decisions for employees in independent control functions be determined by a control division's senior management, so that these decisions will be wholly independent of the business areas
- is consistent with, and promotes, effective risk management practices, including Sustainability Risks
- is consistent with the management company's conflict of interest policy and more broadly with its compliance and control culture

The directors of the Management Company are responsible for ensuring that the policy is applied to all Management Company staff and for reviewing the policy every year. The current remuneration policy is available at www.fil.com. A paper copy can be obtained, free of charge, upon request, in English at the office of the Management Company.

Best execution

Each Investment Manager and sub-Investment Manager has adopted a best execution policy to implement all reasonable measures to ensure the best possible result for the SICAV, when executing orders. In determining what constitutes best execution, the Investment Manager and/or sub-Investment Manager will consider a range of different factors, such as price, liquidity, speed, and cost, among others, depending on their relative importance based on the various types of orders or financial instrument. Transactions are principally executed via brokers that are selected and monitored on the basis of the criteria of the best execution policy. Connected persons

are also considered. To meet its best execution objective, the Investment Manager and/or sub-Investment Manager may choose to use agents (Connected Persons or not) for its order transmission and execution activities.

The Investment Manager, any of its delegates and/or any of their Connected Persons may effect transactions by or through the agency of another person with whom the Investment Manager, any of its delegates and/or any of their Connected Persons have an arrangement under which that party will from time to time provide to or procure for the Investment Manager, any of its delegates and/or any of their Connected Persons goods, services or other benefits (such as research and advisory services, where permitted by regulation only) ("soft dollar arrangements"), the nature of which is such that their provision can reasonably be expected to benefit the SICAV as a whole and may contribute to an improvement in the SICAV's performance and that of the Investment Manager or any of its delegates in providing services to the SICAV and for which no direct payment is made but instead the Investment Manager, any of its delegates and/or any of their Connected Persons undertake to place business with that party. For the avoidance of doubt, such goods and services do not include travel, accommodation, entertainment, general administrative goods or services, general office equipment or premises, membership fees, employee salaries or direct money payments. Periodic disclosure is made in the annual report of the SICAV in the form of a statement describing the soft dollar policies and practices of the Investment Manager or its delegates, including a description of goods and services received by them and/or any of their Connected Persons.

The Investment Manager, any of its delegates and/or any of their Connected Persons shall not retain the benefit of any cash commission rebate (being cash commission repayment made by a broker or dealer to the Investment Manager, any of its delegates and/or any of their Connected Persons) paid or payable from any such broker or dealer in respect of any business placed with such broker or dealer by the Investment Manager, any of its delegates and/or any of their Connected Persons for or on behalf of the SICAV. Any such cash commission rebate received from any such broker or dealer shall be held by the Investment Manager, any of its delegates and/or any of their Connected Persons for the account of the SICAV. Brokerage rates will not be excessive of customary institutional full-service brokerage rates. All transactions will be done with best execution. The availability of soft dollar arrangements may not be the sole or primary purpose to perform or arrange transaction with such broker or dealer.

Further information in respect of fees related to investment research, including the maximum that may be charged to a fund is available at the registered office of the SICAV or at fidelityinternational.com/researchbudget.

Professional Firms Engaged by the Management Company

Investment Manager

FIL Fund Management Limited

Pembroke Hall, 42 Crow Lane

Pembroke HM19, Bermuda

The Investment Manager handles the day-to-day management of each fund in accordance with the stated investment objectives and policies. It is authorized to act on behalf of the SICAV and choose agents, brokers, dealers, and effect securities trades for each fund's portfolio.

The Investment Manager may receive investment advice from, and act upon the advice of, any Connected Person of the Investment Manager or any other third party adviser. Moreover, the Investment Manager may sub-delegate investment management activities to any Connected Person of the Investment Manager or any other eligible entity under

applicable regulation. The Investment Manager shall remain responsible for the proper performance by such entity of those responsibilities.

The Investment Manager may sub-delegate Investment management to the following entities (including their branches). The annual and semi-annual reports list all entities having managed assets of each fund over the last six or twelve months.

Investment sub-managers

FIAM LLC

900 Salem Street
Smithfield, RI 02917, USA

Fidelity Management & Research Company LLC

245 Summer Street
Boston, MA 02210, USA

FIL Gestion

21, avenue Kléber
75784 Paris Cedex 16, France

FIL Investment Management (Australia) Limited

Level 17, 60 Martin Place
Sydney, NSW 2000, Australia

FIL Investment Management (Hong Kong) Limited

Level 21, Two Pacific Place
88 Queensway
Admiralty, Hong Kong

FIL Investment Management (Singapore) Limited

8 Marina View, #35-06 Asia Square Tower 1
Singapore 018960

FIL Investments International

Beech Gate, Millfield Lane
Lower Kingswood, Tadworth
Surrey, KT20 6RP UK

FIL Investments (Japan) Limited

7-7 7, Roppongi, Minato-ku
Tokyo 106 0032, Japan

FIL (Luxembourg) S.A.

2a, Rue Albert Borschette, BP 2174 L-1246 Luxembourg

Fidelity Investments Canada ULC

483 Bay Street, Suite 300,
Toronto ON M5G 2N7, Canada

Geode Capital Management,

LLC 100 Summer Street, 12th Floor
Boston, MA 02110, USA

Geode Capital Management, LLC has been appointed as sub-Investment Manager for Fidelity Funds - Euro 50 Index Fund.

In addition, Geode Capital Management, LLC may also manage any of the assets of the following funds: Fidelity Funds - European Multi Asset Income Fund; Fidelity Funds - Global Multi Asset Income Fund; Fidelity Funds - Global Multi Asset Dynamic Fund; Fidelity Funds - Global Thematic Opportunities Fund; Fidelity Funds - Sustainable Multi Asset Income Fund; Fidelity Funds - Fidelity Target™ 2025 Fund; Fidelity Funds - Fidelity Target™ 2030 Fund. The Investment Manager may decide to allocate to Geode Capital Management, LLC such portion of the assets of these funds as it deems appropriate. The decision to allocate any portion of the assets, as well as the size of such allocation, will be based on a qualitative and quantitative selection process involving various criteria such as portfolio management experience, risk appetite, strategy, style or historical performance as well as suitability with regards to the investment objectives, policies and risk profile of the various funds. In any event, the portion of the funds' assets which may be allocated to Geode Capital Management, LLC

shall remain ancillary in respect of all these funds. While the Investment Manager will develop the overall strategy for the relevant funds, including the establishment of appropriate investment guidelines, Geode Capital Management, LLC will be responsible for the day-to-day investment decisions of the assets under its management, in continued compliance with the investment objectives and policies of the relevant funds.

The Investment Manager may supplement, replace or terminate the appointment of Geode Capital Management, LLC from time to time and/or reallocate assets of the funds among sub-investment managers without prior notice to Shareholders in circumstances where the Investment Manager believes that such action is necessary or desirable.

General distributor

FIL Distributors

Pembroke Hall, 42 Crow Lane Pembroke HM19, Bermuda

Phone +1 441 297 7267

Fax +1 441 295 4493

The General Distributor is responsible for marketing, sales or distribution of shares in the SICAV.

Other distributors and agents

The General Distributor may engage FIL Group companies as well as third parties as local distributors, dealing facilities or representatives in certain countries or markets. The Management Company may act as a dealing facility itself.

In some countries, use of an agent is mandatory, and the agent may not merely facilitate transactions but may hold shares in its own name on behalf of investors. Distributors can act as nominees, which may affect your rights as an investor.

Entity and area served	Distributor
Australia	
FIL Investment Management (Australia) Limited Level 17, 60 Martin Place Sydney, NSW 2000, Australia Phone (+61) 1800 044 922	•
Bermuda	
FIL Distributors International Limited PO Box HM670 Hamilton HMCX, Bermuda Phone (+1) 441 297 7267 Fax (+1) 441 295 4493	•
France	
FIL Gestion 21, avenue Kléber 75784 Paris Cedex 16, France Phone (+33) 7304 3000	•
Germany	
FIL Investment Services GmbH Kastanienhöhe 1 D61476 Kronberg im Taunus, Germany Phone (+49) 6173 5090 Fax (+49) 6173 5094 199	•

Entity and area served	Distributor
Hong Kong	
FIL Investment Management (Hong Kong) Limited Level 21, Two Pacific Place 88 Queensway Admiralty, Hong Kong Phone (+852) 2629 2629 Fax (+852) 2629 6088	•
Ireland	
FIL Fund Management (Ireland) Limited George's Quay House 43 Townsend Street Dublin DO2 VK65, Ireland	
Luxembourg	
FIL (Luxembourg) S.A. 2a, Rue Albert Borschette, BP 2174 L-1246 Luxembourg Phone (+352) 2504 0424 00 Fax (+352) 2638 3938	•
Taiwan	
FIL Securities Investment Trust Co. (Taiwan) Limited 11F, 68 Zhongxiao East Road Section 5, Xinyi District Taipei City 11065, Taiwan	•
Singapore	
FIL Investment Management (Singapore) Limited 8 Marina View #27-01-06, Asia Square Tower 1 Singapore 018960 Phone: (65) 6511 2200 Fax: (65) 6536 1960	•
Other jurisdictions	
FIL Pensions Management Beech Gate, Millfield Lane, Lower Kingswood, Surrey, KT20 6RP United Kingdom Phone (44) 1732 777377 Fax (44) 1732 777262	•

Sub-transfer agent

HSBC Continental Europe, Luxembourg Branch

18, Boulevard de Kockelscheuer, 1821 Luxembourg

The sub-transfer agent serves as transfer agent for non-US and non-Canadian-resident clients investing through National Securities Clearing Corporation and Canadian Fundserv.

ProService Finteco Sp. z.o.o. (for Poland)

ul. Konstruktorska 12A

02-673 Warsaw

Poland

Fidelity, Fidelity International, the Fidelity International logo and symbol are trademarks of FIL Limited.



作為可變資本投資公司 (本SICAV) 組織的開放式投資計劃，
1990年6月15日於盧森堡註冊成立

香港說明文件

2024年8月

此乃重要函件，務請即時細閱。如有任何疑問，請諮詢專業意見。

親愛的股東：

富達基金（「本 SICAV」）的子基金富達基金 – 亞太策略收益基金（「子基金」）的其中一個股份類別富達基金 – 亞太策略收益基金 A 類別股份 – H 每月派息 (G) – 澳元 (對沖)（「該股份類別」）

由於閣下是該股份類別的股東（「股東」或「閣下」），我們特此致函閣下。

本函件未有定義的任何特定詞彙，具有與本 SICAV 的海外認購章程摘錄（「認購章程」）、香港說明文件及子基金的產品資料概要（統稱「香港發行文件」）中所載相同的涵義。

目前，該股份類別管理的資產水平不足以使該股份類別以具經濟效益的方式運作。預期該股份類別在可預見的未來也不會增長，因此終止該股份類別的決定乃符合股東的最佳利益。截至 2024 年 8 月 31 日，該股份類別的規模為 26 萬美元。

清算該股份類別的決定是根據本 SICAV 的公司組織章程（「組織章程」）第 22 條，以及認購章程的「本 SICAV、基金或股份類別的清算」一節作出。

根據截至 2024 年 4 月 30 日止年度的年度財務報告所刊載，該股份類別於 2024 年 4 月 30 日的經常性開支比率為 1.45%。實際經常性開支比率與截至 2024 年 4 月 30 日的經常性開支比率或會有所不同。

1. 清算時間表

股份類別	終止日期	截止日期（最後贖回及轉出日期）
富達基金 – 亞太策略收益基金 A 類別股份 – H 每月派息 (G) – 澳元 (對沖) (ISIN 代碼 LU1345484106)	2024 年 10 月 30 日	2024 年 10 月 29 日

適用於贖回及轉換的一般截止時間或香港時間下午 5 時¹。

2. 股東選擇

由 2024 年 9 月 30 日起，該股份類別將暫停認購及轉入股份（截止日期：2024 年 9 月 27 日）。此外，由本函件日期起，該股份類別將不再獲准在香港向公眾發售。

- 股東可於截止日期香港時間下午 5 時¹之前的任何估值日繼續贖回股份，或由該股份類別轉換至子基金的其他股份類別或本 SICAV 獲證券及期貨事務監察委員會（「證監會」）認可²的另一項子基金的其他股份類別（贖回及轉換費用全免）。有關要求一般按相關估值日計算的資產淨值處理。
- 於終止日期，所有已發行股份將被強制贖回（贖回費用全免），並根據香港發行文件（即認購章程標題為「購買、轉換和出售股份」一節及香港說明文件標題為「香港投資者進行股份交易」一節）所述，按每股資產淨值進行結算。

贖回所得款項將以股份類別貨幣支付。

¹ 若透過分銷商買賣股份，交易程序及／或截止時間可能有所不同。請注意，部份分銷商或其他中介商可能會酌情收取額外的費用（例如轉換或交易費）或開支。詳情請向閣下的財務顧問查詢，或與閣下慣常進行交易的分銷商／中介商聯絡。

² 證監會給予認可，並不表示對基金作出推薦或贊許，亦非對基金的商業價值或表現提供保證，更不意指基金適合所有投資者，或贊許基金適合任何特定投資者或任何類別投資者。

3. 資產的清算

由本函件日期起至終止日期之前，投資經理在遵守適用於子基金的限制，並在符合股東最佳利益的前提下，可出售子基金投資組合內應歸屬於該股份類別的部份或全部資產，以便有序減持投資組合內應歸屬於該股份類別的資產部份，並確保在終止日期之前收取所有投資收益。

4. 費用及開支

終止該股份類別所涉及的行政開支（包括任何法律、監管及郵遞開支）將由本 SICAV 的投資經理 FIL Fund Management Limited（及／或其在富達集團內的任何聯營公司）承擔。

清算該股份類別的資產所涉及的市場相關交易費用（經紀費、印花稅、稅項、託管人佣金及支付予證券交易所的費用）（如有）將由該股份類別承擔。如產生這些交易費用，該股份類別的股東將須承擔有關費用，預期有關費用不會很大，估計佔該股份類別截至 2024 年 8 月 31 日資產淨值的 0.23%。此外，由於本 SICAV 採取波幅定價政策，贖回該股份類別的股東可能須根據市況承擔部份有關費用。

就該股份類別而言，其子基金於本函件日期並無任何未攤銷初期費用。

5. 稅務

在閣下的當地司法管轄區，就稅務目的而言，贖回或轉換閣下在子基金的持倉可能被視作出售投資。一般來說，香港投資者將毋須就贖回或轉換任何股份而變現的資本收益繳納任何香港稅項。然而，若任何股份認購、轉換或贖回屬於或構成在香港進行貿易、專業或業務的一部份，則有關已變現收益可能須繳納香港利得稅。如閣下對稅務狀況有任何疑問，建議尋求獨立的稅務意見。

6. 未領取款項

任何無法分派予股東或股東未能在終止日期後九個月內領取的清算款項，將被存放於盧森堡信託局 (*Caisse de Consignation*)。視乎清算程序而定，在盧森堡監管機構盧森堡金融業監管委員會的批准下，該九個月的期限可能會延長。根據盧森堡法律條文規定，在有關指定期間（目前為存放於盧森堡信託局 30 年後）尚未領取的款項可予沒收。

董事會對本函件所載資料的準確性承擔全部責任，並確認已作出一切合理的查詢，盡其所知及所信，並無遺漏其他事項，致使本函件所載的任何陳述含有誤導成份。

有關該股份類別目前的資產淨值，請參閱 <https://www.fidelity.com.hk/zh/funds/factsheet/ATRHA/G>³。

香港發行文件將予作出更新，以反映該股份類別的終止。

感謝閣下投資於富達基金。如對該股份類別的終止有任何疑問，或欲索取最新的香港發行文件、組織章程（可於一般辦公時間內隨時免費查閱）、本 SICAV 最新經審核的年報與帳目及未經審核的半年報告與帳目（亦可於 www.fidelity.com.hk³ 下載），或與本 SICAV 有關的其他重要協議的副本，請聯絡閣下的慣常財務顧問，或致電富達投資熱線⁴ +852 2629 2629 查詢，閣下亦可致函香港代表（地址為香港金鐘道 88 號太古廣場二座 21 樓）。



FIL (Luxembourg) S.A. 常設代表

富達基金公司董事

Nishith Gandhi 謹啟

2024 年 9 月 30 日

³ 該網頁未經證監會審核。

⁴ 國際免費服務熱線為 +800 2323 1122，適用於以下地區：澳洲、加拿大、日本、南韓、馬來西亞、新西蘭、菲律賓、新加坡、台灣、泰國及美國。號碼前的「+」符號代表國際直撥號碼。中國免費服務熱線為 4001 200632。此服務可能不適用於部份流動電話服務供應商；通話可能經由服務供應商收取費用。富達投資熱線的服務時間為逢星期一至星期五上午 9 時至下午 6 時（香港公眾假期除外）。

此乃重要函件，務請即時細閱。如有任何疑問，請諮詢專業意見。

親愛的股東：

富達基金（「本 SICAV」）的子基金富達基金 – 亞太策略收益基金（「子基金」）的其中一個股份類別富達基金 – 亞太策略收益基金 A 類別股份 – 每月特色派息 (G) – 美元 (對沖)（「該股份類別」）

由於閣下是該股份類別的股東（「股東」或「閣下」），我們特此致函閣下。

本函件未有定義的任何特定詞彙，具有與本 SICAV 的海外認購章程摘錄（「認購章程」）、香港說明文件及子基金的產品資料概要（統稱「香港發行文件」）中所載相同的涵義。

目前，該股份類別管理的資產水平不足以使該股份類別以具經濟效益的方式運作。預期該股份類別在可預見的未來也不會增長，因此終止該股份類別的決定乃符合股東的最佳利益。截至 2024 年 8 月 31 日，該股份類別的規模為 21 萬美元。

清算該股份類別的決定是根據本 SICAV 的公司組織章程（「組織章程」）第 22 條，以及認購章程的「本 SICAV、基金或股份類別的清算」一節作出。

根據截至 2024 年 4 月 30 日止年度的年度財務報告所刊載，該股份類別於 2024 年 4 月 30 日的經常性開支比率為 1.45%。實際經常性開支比率與截至 2024 年 4 月 30 日的經常性開支比率或會有所不同。

1. 清算時間表

股份類別	終止日期	截止日期（最後贖回及轉出日期）
富達基金 – 亞太策略收益基金 A 類別股份 – 每月特色派息 (G) – 美元 (對沖) (ISIN 代碼 LU1345483470)	2024 年 10 月 30 日	2024 年 10 月 29 日

適用於贖回及轉換的一般截止時間或香港時間下午 5 時¹。

2. 股東選擇

由 2024 年 9 月 30 日起，該股份類別將暫停認購及轉入股份（截止日期：2024 年 9 月 27 日）。此外，由本函件日期起，該股份類別將不再獲准在香港向公眾發售。

- 股東可於截止日期香港時間下午 5 時¹之前的任何估值日繼續贖回股份，或由該股份類別轉換至子基金的其他股份類別或本 SICAV 獲證券及期貨事務監察委員會（「證監會」）認可²的另一項子基金的其他股份類別（贖回及轉換費用全免）。有關要求一般按相關估值日計算的資產淨值處理。
- 於終止日期，所有已發行股份將被強制贖回（贖回費用全免），並根據香港發行文件（即認購章程標題為「購買、轉換和出售股份」一節及香港說明文件標題為「香港投資者進行股份交易」一節）所述，按每股資產淨值進行結算。

贖回所得款項將以股份類別貨幣支付。

¹ 若透過分銷商買賣股份，交易程序及／或截止時間可能有所不同。請注意，部份分銷商或其他中介商可能會酌情收取額外的費用（例如轉換或交易費）或開支。詳情請向閣下的財務顧問查詢，或與閣下慣常進行交易的分銷商／中介商聯絡。

² 證監會給予認可，並不表示對基金作出推薦或贊許，亦非對基金的商業價值或表現提供保證，更不意指基金適合所有投資者，或贊許基金適合任何特定投資者或任何類別投資者。

3. 資產的清算

由本函件日期起至終止日期之前，投資經理在遵守適用於子基金的限制，並在符合股東最佳利益的前提下，可出售子基金投資組合內應歸屬於該股份類別的部份或全部資產，以便有序減持投資組合內應歸屬於該股份類別的資產部份，並確保在終止日期之前收取所有投資收益。

4. 費用及開支

終止該股份類別所涉及的行政開支（包括任何法律、監管及郵遞開支）將由本 SICAV 的投資經理 FIL Fund Management Limited（及／或其在富達集團內的任何聯營公司）承擔。

清算該股份類別的資產所涉及的市場相關交易費用（經紀費、印花稅、稅項、託管人佣金及支付予證券交易所的費用）（如有）將由該股份類別承擔。如產生這些交易費用，該股份類別的股東將須承擔有關費用，預期有關費用不會很大，估計佔該股份類別截至 2024 年 8 月 31 日資產淨值的 0.23%。此外，由於本 SICAV 採取波幅定價政策，贖回該股份類別的股東可能須根據市況承擔部份有關費用。

就該股份類別而言，其子基金於本函件日期並無任何未攤銷初期費用。

5. 稅務

在閣下的當地司法管轄區，就稅務目的而言，贖回或轉換閣下在子基金的持倉可能被視作出售投資。一般來說，香港投資者將毋須就贖回或轉換任何股份而變現的資本收益繳納任何香港稅項。然而，若任何股份認購、轉換或贖回屬於或構成在香港進行貿易、專業或業務的一部份，則有關已變現收益可能須繳納香港利得稅。如閣下對稅務狀況有任何疑問，建議尋求獨立的稅務意見。

6. 未領取款項

任何無法分派予股東或股東未能在終止日期後九個月內領取的清算款項，將被存放於盧森堡信託局 (*Caisse de Consignation*)。視乎清算程序而定，在盧森堡監管機構盧森堡金融業監管委員會的批准下，該九個月的期限可能會延長。根據盧森堡法律條文規定，在有關指定期間（目前為存放於盧森堡信託局 30 年後）尚未領取的款項可予沒收。

董事會對本函件所載資料的準確性承擔全部責任，並確認已作出一切合理的查詢，盡其所知及所信，並無遺漏其他事項，致使本函件所載的任何陳述含有誤導成份。

有關該股份類別目前的資產淨值，請參閱 <https://www.fidelity.com.hk/zh/funds/factsheet/ATRHU/G>³。

香港發行文件將予作出更新，以反映該股份類別的終止。

感謝閣下投資於富達基金。如對該股份類別的終止有任何疑問，或欲索取最新的香港發行文件、組織章程（可於一般辦公時間內隨時免費查閱）、本 SICAV 最新經審核的年報與帳目及未經審核的半年報告與帳目（亦可於 www.fidelity.com.hk³ 下載），或與本 SICAV 有關的其他重要協議的副本，請聯絡閣下的慣常財務顧問，或致電富達投資熱線⁴ +852 2629 2629 查詢，閣下亦可致函香港代表（地址為香港金鐘道 88 號太古廣場二座 21 樓）。



FIL (Luxembourg) S.A. 常設代表

富達基金公司董事

Nishith Gandhi 謹啟

2024 年 9 月 30 日

³ 該網頁未經證監會審核。

⁴ 國際免費服務熱線為 +800 2323 1122，適用於以下地區：澳洲、加拿大、日本、南韓、馬來西亞、新西蘭、菲律賓、新加坡、台灣、泰國及美國。號碼前的「+」符號代表國際直撥號碼。中國免費服務熱線為 4001 200632。此服務可能不適用於部份流動電話服務供應商；通話可能經由服務供應商收取費用。富達投資熱線的服務時間為逢星期一至星期五上午 9 時至下午 6 時（香港公眾假期除外）。

此乃重要函件，務請細閱。如有任何疑問，請諮詢專業意見。

親愛的股東：

茲致函通知閣下有關富達基金(「本 SICAV」)將會作出的變動。本函件未有定義的任何特定詞彙，具有與本 SICAV 的海外認購章程摘錄、香港說明文件及本 SICAV 的基金的产品資料概要(統稱「香港發行文件」)中所載相同的涵義。

目前，購買、轉換或出售本 SICAV 的基金股份的要求會在香港代表或其金融中介機構收到並接受有關要求的估值日處理(有關金融中介機構的相關客戶作出的指示)。該估值日包括香港營業日，即香港銀行正常營業的日子。

由 2024 年 9 月 23 日起，香港營業日指香港聯合交易所開放交易的日子，並包括出現惡劣天氣情況的日子(即香港天文台懸掛八號或以上颱風信號或發出黑色暴雨警告，或香港政府作出「極端情況」公布的情況)。

儘管有上述規定，投資者仍應向任何分銷商及／或金融中介機構核實，是否可在香港營業日進行交易(透過該分銷商及／或金融中介機構)。惡劣天氣當日基金股份的買賣及交易將取決於其服務供應商的營運支援。儘管已進行系統測試並制定應急計劃，但仍有可能發生極端事件(例如暫時停電或電子轉帳渠道暫停)，導致本 SICAV 的服務供應商可能無法營運，或以正常水平運作。

雖然本 SICAV 的管理公司、保管機構及其他服務供應商將採取適當措施以盡可能確保正常運作，以便利不同股份類別的投資，但香港投資者應向分銷商及／或中介機構核實其在惡劣天氣事件持續的日子會否提供交易服務。有關服務供應商可能獨立於管理公司，無法保證服務供應商的服務不會因惡劣天氣事件而中斷。

香港發行文件將於下一次更新時反映以上變動。

董事會對本函件所載資料的準確性承擔全部責任，並確認已作出一切合理的查詢，盡其所知及所信，並無遺漏其他事項，致使本函件所載的任何陳述含有誤導成份。

如對此變動有任何疑問，或欲索取本 SICAV 最新的香港發行文件、公司組織章程(可於一般辦公時間內隨時免費查閱)、本 SICAV 最新經審核的年報與帳目及未經審核的半年報告與帳目(亦可於 www.fidelity.com.hk¹ 下載)，或與本 SICAV 有關的其他重要協議的副本，請聯絡閣下的財務顧問，或致電富達投資熱線² +852 2629 2629 查詢，閣下亦可致函香港代表(地址為香港金鐘道 88 號太古廣場二座 21 樓)。



富達基金(香港)有限公司
香港退休金及個人投資業務總監暨香港地區執行總監
陳宇昕 謹啟
二零二四年九月二十三日

¹ 該網頁未經證券及期貨事務監察委員會審核，而且可能載有一些未獲證監會認可，及不會供香港零售投資者公開認購的基金的資料。

² 國際免費服務熱線為 +800 2323 1122，適用於以下地區：澳洲、加拿大、日本、南韓、馬來西亞、新西蘭、菲律賓、新加坡、台灣、泰國及美國。號碼前的「+」符號代表國際直撥號碼。中國免費服務熱線為 4001 200632。此服務可能不適用於部份流動電話服務供應商；通話可能經由服務供應商收取費用。富達投資熱線的服務時間為逢星期一至星期五上午 9 時至下午 6 時(香港公眾假期除外)。

目錄

	頁數
香港投資者重要須知.....	2
香港代表.....	2
次投資經理.....	2
投資目標及政策.....	2
投資於中國大陸.....	7
投資限制.....	8
風險因素.....	9
香港投資者進行股份交易.....	15
刊登價格.....	18
計算資產淨值.....	18
股息及派息政策.....	18
費用及開支.....	18
基金合併.....	18
賠償.....	18
風險管理.....	19
香港稅務.....	20
未領取款項的處理方法.....	20
關鍵投資者資訊文件.....	20
可持續發展附錄.....	20
備查文件.....	20
查詢及投訴.....	21
收集個人資料聲明.....	21
其他資料.....	23
附表 適用股份類別.....	24

香港投資者重要須知

如對香港發行文件內容有任何疑問，請諮詢獨立的專業財務意見。

本香港說明文件必須與富達基金（「**本 SICAV**」）2024 年 8 月的認購章程摘錄（「**認購章程**」）及各基金的產品資料概要（「**產品資料概要**」）一併閱讀。有關本 SICAV 的全部詳情，投資者應參閱認購章程。認購章程、本香港說明文件及各基金的產品資料概要共同構成本 SICAV 和各基金的發行文件（「**香港發行文件**」）。本香港說明文件的目的是載明與本 SICAV 和各基金有關的資料，尤其是關於向香港投資者發售股份。

本 SICAV 的董事會已採取一切合理的措施，確保香港發行文件截至刊發日期的內容在所有重要層面均屬真實和準確，且並無遺漏其他重要的事實，致使香港發行文件所述的任何事實或意見含有誤導成份。本 SICAV 的董事會亦就此承擔責任。

除非在本文件另行界定或重新界定或除非上下文意另有所指，否則本香港說明文件所使用的詞彙具有與認購章程內所述的相同涵義。

認購章程所載資料須與最新的產品資料概要、本 SICAV 年報與帳目，以及其後的半年報告與帳目一併閱讀。

認購章程、本香港說明文件及各基金的產品資料概要各自均以中英文刊發。就香港投資者而言，香港發行文件的中文版本等同於英文版本（即使認購章程有任何披露），如英文版本的認購章程與另一語言的認購章程存在任何歧義，概以英文版本的認購章程為準。

證監會給予認可，並不表示對本 SICAV 或各基金作出推薦或贊許，亦非對本 SICAV 及各基金的商業價值或表現提供保證，更不意指本 SICAV 及各基金適合所有投資者，或贊許本 SICAV 及各基金適合任何特定投資者或任何類別投資者。

香港發行文件應作為單一文件閱讀，並視作為單一文件。

香港代表

香港代表為富達基金（香港）有限公司（「**富達香港**」）。

香港代表已獲本 SICAV 委任，並獲授權：

- a) 為投資者提供資料；
- b) 收取股份申請以供轉移至本 SICAV，但富達香港沒有權力代表本 SICAV 同意接納申請；
- c) 收取申請款項，富達香港將發出收據，及盡快安排辦理；
- d) 根據以上 (a) 段所述基礎收取香港投資者的出售或轉換股份要求。所得款項一般於接獲已填妥的贖回 / 出售文件後五個營業日內支付；
- e) 接收通告和其他有關本 SICAV 的送達文件。

香港代表獲付還合理的實付費用。香港代表的辦事處位於香港金鐘道 88 號太古廣場二座 21 樓。

次投資經理

本 SICAV 獲證監會接納的次投資經理實體名單載列於認購章程「管理及管治」下「次投資經理」一節。基金的次投資經理可不時由名單上的一家實體轉為另一家實體，而毋須預先獲得證監會批准。有關次投資經理實體已獲投資經理轉授全權委託式的投資管理職能，目前正在管理多項證監會認可基金。在過去六個月或 12 個月管理每項基金全部或部份資產的所有實體的名單將刊載於年度及半年度財務報告。

投資目標及政策

本 SICAV 旗下各基金的投資目標及政策詳情載列於認購章程內有關該基金的「基金說明」。

此外，進一步的澄清資料載列如下：

衍生工具風險承擔淨額

「衍生工具風險承擔淨額」一詞是指基金與其所購入的金融衍生工具有關的風險承擔淨額，並應根據證監會發出的規定和指引計算出來，並可不時予以更新。

除下列基金外，各基金的衍生工具風險承擔淨額最高為相關基金資產淨值的 50%，但在《單位信託及互惠基金守則》（「單位信託守則」）、證監會不時刊發的手冊、守則及 / 或指引准許，或證監會不時允許的情況下，可超出有關限額：

- (i) 富達基金 – 靈活債券基金及富達基金 – 策略債券基金 — 基金的衍生工具風險承擔淨額可超過基金資產淨值的 100%；及
- (ii) 富達基金 – 新興市場債券基金、富達基金 – 環球通脹連繫債券基金 — 基金的衍生工具風險承擔淨額可超過基金資產淨值的 50%，但最高為 100%。

使用衍生工具

基金可使用金融衍生工具，惟須符合以下的準則：(a) 從經濟角度來看，能以具成本效益的方式變現；(b) 為下列一項或多項目標而訂立：(i) 減低風險；(ii) 削減成本；及 (iii) 為基金締造額外的資本或收益，但須符合有關基金風險類別的特定風險水平，以及基金的分散風險規則；及 (c) 本 SICAV 的風險管理程序足以控制有關風險*。若任何基金的投資政策及 / 或投資目標作出重大修改，認購章程將加以相應的修訂，股東亦會就此獲不少於一個月的事先通知。除非在相關基金的投資目標中具體註明，否則本 SICAV 將不會廣泛使用金融衍生工具作投資用途，或採用複雜的衍生工具或策略，以達致該相關基金的投資目標。

* 根據2008年規例，依照這些準則使用金融衍生工具，稱為有效率率的投資組合管理。

投資於有抵押及證券化債務工具

正如其投資政策所披露，基金可投資於有抵押及證券化債務工具，包括資產抵押證券及按揭抵押證券。

投資於混合證券

正如其投資政策所披露，基金可投資於混合證券，這些證券是擁有較類似股票特徵的後償結構工具。

投資於具有損失吸收特點的投資工具

正如認購章程內標題為「一般投資權力及限制」一節下「額外的自願要求」下「香港」一欄所披露，除非基金的投資目標另有註明，否則在香港獲認可銷售的基金（股票基金、現金基金和機構儲備基金除外）可能投資於具有損失吸收特點的投資工具，可包括以下各類投資工具：額外一級資本 / 二級資本投資工具、CoCo 債券、主順位非優先受償債券（又可稱為三級資本債券），以及金融機構處置機制下有資格被視作具有損失吸收能力的其他投資工具，以符合有關基金的投資政策及限制。在發生觸發事件時，這些投資工具可能須進行或然撇減，或應急轉換為普通股。為免生疑問，相關基金可將少於 30% 的資產淨值投資於各項具有上述損失吸收特點的投資工具類別。詳情請參閱認購章程內上述章節。

投資於城投債

正如其投資政策所披露，基金可投資於城投債，城投債是透過中國大陸地方政府融資平台（「LGFV」）發行的債務工具。這些 LGFV 是由地方政府及 / 或其關聯實體所設立的獨立法律實體，旨在為公共福利投資或基建項目籌集資金。

投資於未獲評級債券

正如其投資政策所披露，基金可投資於「未獲評級債券」，即是債券本身或其發行機構並未獲得信貸評級的債券。

投資於閉鎖式房地產投資信託基金 (REIT)

正如其投資政策所披露，基金可投資於閉鎖式 REIT，包括未獲證監會認可的閉鎖式 REIT。相關閉鎖式 REIT 的股息政策或派息政策並不代表這項基金的股息政策或派息政策。

商品投資

正如其投資政策所披露，基金將透過合資格的投資工具和衍生工具（例如（但不限於）UCITS 或其他 UCI 的單位 / 股份、交易所買賣基金及商品指數掉期交易）進行商品投資。

股票基金

富達基金 – 澳洲多元化股票基金

基金將最少 70%的資產投資於在澳洲上市、設立總部或進行大部份業務的任何市值之公司的股票證券及股票相關投資工具（包括備兌認購期權等金融衍生工具）。

基金名稱中的「多元化」是指投資經理可使用一系列的「多元化」策略，以締造收益及長線資本增長，基金除了主要投資於股票證券及股票相關投資工具外，投資經理亦可戰術性地投資於上市企業的混合資產和債務證券，以及衍生工具。

基金的收益來源主要來自（股票證券的）股息付款及（債券持倉的）票息付款。

富達基金 – 歐盟 50 指數基金

Solactive Euro 50 NTR 指數（「該指數」）以歐元計價。該指數於 2006 年 8 月 2 日推出。

基金用於指數追蹤偏離度衡量的指數為淨總回報指數。截至 2023 年 12 月 31 日，其總市值為 41,690 億歐元（全部）及 31,100 億歐元（自由流通）。該指數於 2006 年 8 月 2 日的基數為 1000。

投資者可透過指數提供者的網頁 <https://www.solactive.com/indices> * 取得有關該指數的最新資料（包括指數成份股及其各自所佔比重）、該指數編制方法的詳情（包括計算公式），以及該指數的其他重要消息。投資經理及其關連人士與指數提供者 Solactive AG 各自獨立。

若該指數不再被視作可接受，證監會保留權利撤銷對富達基金 – 歐盟 50 指數基金的認可。

* 該網頁未經證監會審核。

富達基金 – 可持續發展歐元區股票基金

基金最少 80%的資產將為可持續發展投資。有關可持續發展投資的更多資料，請參閱本認購章程「可持續發展投資及 ESG 整合」一節「SFDR 第 8 條和第 9 條基金」部份。

富達基金 – 可持續發展未來通訊基金

基金將最少 70%的資產投資於世界各地（包括新興市場）與未來通訊主題（下一代通訊的促成企業*、網絡及受惠企業†）相關之公司的股票。基金可能投資於從事推出流動網絡、有線網絡、互聯網基建、網上內容製作‡的公司。與未來通訊主題相關之公司包括投資經理認為未來具有較高增長及資本收入潛力、將可提供更佳服務或產品及 / 或將較通訊業同業更具優勢，能夠把握科技趨勢機遇的公司。

富達基金 – 可持續發展美國股票基金

基金最少 80%的資產將為可持續發展投資。有關可持續發展投資的更多資料，請參閱本認購章程「可持續發展投資及 ESG 整合」一節「SFDR 第 8 條和第 9 條基金」部份。

富達基金 – 可持續發展水資源及環保處理基金

基金最少 80%的資產將與其可持續發展主題（水資源及環保處理）保持一致。

基金旨在投資於涉及設計、製造或銷售與水資源及環保處理業有關的產品和服務之公司，以推動環境及社會特徵。

* 下一代通訊的促成企業包括但不限於生產及 / 或製造原材料、組件及 / 或設備（例如半導體）以促成通訊基建的公司。

† 下一代通訊的受惠企業包括但不限於利用5G技術、雲端儲存和電子商貿等通訊基建的公司。此類企業的需求是未來通訊發展的推動因素之一。

‡ 從事網上內容製作的公司可能利用不斷發展的科技（例如虛擬實境、擴增實境、人工智能等）製作網上內容，該等內容可能成為社交聯繫新方式的一部份。

基金主要採用「主題」投資策略以實現其投資目標，其中包括投資於有望促進可持續發展經濟的經濟主題。除主題選擇外，基金亦會對個別發行機構進行基本因素研究，並會考慮環境及社會管治，作為研究流程的一部份。相關考慮因素將因不同發行機構及行業而有所不同，並將納入投資決策中。

債券基金

富達基金 – 亞太策略收益基金

有關投資毋須符合最低信貸評級標準，並非所有證券均獲國際認可評級機構給予信貸評級。

基金的收益來源主要來自債券持倉的票息付款。

富達基金 – 中國人民幣債券基金

基金將最少 70%的資產投資於投資級別證券及投資級別發行機構所發行的證券。

基金將最少 70%的資產投資於以人民幣計價的證券和對沖人民幣的非人民幣計價證券。基金無需對中國大陸境內發行的證券維持最低投資額。

基金可把合共不超過 50%的淨資產投資於城投債、資產抵押證券（包括資產抵押商業票據）及未達投資級別債券或未獲評級債券；以及少於 30%的淨資產投資於該等每項投資。

基金少於 50%的淨資產可透過富達基金（香港）有限公司的合格境外投資者身份進行投資。

基金可把少於 70%的淨資產投資於點心債券（即在中國大陸境外發行但以人民幣計值的債券）。

富達基金 – 新興市場債券基金

基金可使用衍生工具以進行對沖、有效率的投資組合管理及作投資用途。基金可運用長倉或短倉配置。基金使用衍生工具，包括風險水平與基金風險類別相符的複雜型衍生工具或策略，以達致基金的投資目標。基金可能使用衍生工具以締造相關資產的經濟效益，這些工具可包括期貨、遠期、期權及掉期。基金將使用(i)指數、一籃子或單一信貸違約及總回報掉期以增大持倉比重或減低發行機構的信貸風險；(ii)利率期貨、掉期或期權以主動管理利率風險水平，以及(iii)貨幣衍生工具以對沖或增大貨幣持倉比重。基金主動進行的貨幣長倉及短倉配置，與基金所持的相關證券倉盤可能並不相關。

富達基金 – 靈活債券基金

基金的投資相關活動的預期槓桿水平為基金資產淨值的 350%，而對沖股份類別活動所引致的預期槓桿水平為基金資產淨值的 150%，預期總槓桿水平為基金資產淨值的 500%。槓桿水平是按基金使用的所有金融衍生工具的總名義金額（即所有正數價值的總和）釐定。

富達基金 – 環球收益基金

基金的收益來源主要來自債券持倉的票息付款。

富達基金 – 環球短期債券基金

基金的收益來源主要來自債券持倉的票息付款。

富達基金 – 策略債券基金

基金將採取主動的資產分配策略，可包括但不限於高收益工具及新興市場的投資。有關投資毋須符合最低評級標準。基金可能投資於高收益證券或發行機構，並無任何資產淨值比率限制。

基金可投資於由不同的發行機構，例如政府、半政府、銀行、金融機構或其他在中國成立或註冊成立的企業實體，或在中國進行商業活動的企業實體所發行的中國境內定息證券。

基金的投資相關活動的預期槓桿水平為基金資產淨值的 350%，而對沖股份類別活動所引致的預期槓桿水平為基金資產淨值的 150%，預期總槓桿水平為基金資產淨值的 500%。槓桿水平是按基金使用的所有金融衍生工具的總名義金額（即所有正數價值的總和）釐定。

富達基金 – 美元債券基金

基金在美國的投資並無任何資產淨值比率限制。

多元資產基金

富達基金 – 歐洲多元收益基金

基金將主動投資於不同的資產類別，並根據有關資產類別締造收益的潛力作出資產分配。

富達基金 – 環球多元收益基金

基金的收益來源主要來自股票證券的股息付款及債券持倉的票息付款。

基金是根據證監會的《單位信託及互惠基金守則》，而非《房地產投資信託基金守則》，獲得香港證監會認可。證監會給予認可，並不表示對計劃作出推薦或贊許，亦非對計劃的商業價值或其表現提供保證，更不意指計劃適合所有投資者，或贊許計劃適合任何特定投資者或任何類別投資者。

富達基金 – 可持續發展多元收益基金

基金的收益來源主要來自（股票證券的）股息付款及（債券持倉的）票息付款，視乎其締造收益及資本增長的潛力而定。

現金基金

富達基金 – 歐元現金基金

基金是一項現金基金，旨在於建議持有期（即最少 6 個月）內提供與貨幣市場利率一致的回報。

富達基金 – 美元現金基金

基金是一項現金基金，旨在於建議持有期（即最少 6 個月）內提供與貨幣市場利率一致的回報。

目標日期基金

目標日期基金在管理上旨在於具有不同風險和收益特徵的資產類別之間提供經優化的資產配置。資產配置旨在透過於各目標日期基金的目標日期之前從增長型資產配置（例如股票）轉移到防禦型資產配置（例如債券、付息債務證券和貨幣市場工具）來降低投資組合的風險。

下列資產調配圖表為投資者簡單說明各目標日期基金於基金期限內的指示性資產分配及風險與回報水平的變化。投資者須注意，調配圖僅供參考，在任何具體指定時間，實際投資組合可能不時因應市場、政治、結構、經濟及其他狀況改變而有所不同。在投資經理酌情決定下，目標日期基金的實際資產分配可作出修訂而毋須經股東批准或向股東發出通知，亦毋須獲證監會批准。

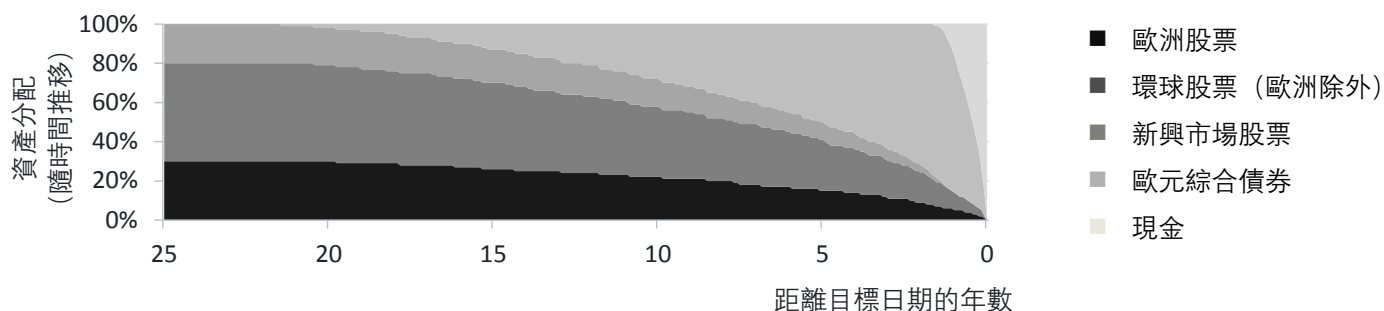
富達基金 – 富達目標™ 2020 基金

自 2020 年以來，基金只投資於現金和風險較低的投資（例如貨幣市場工具）。

截至 2023 年 1 月 1 日，基金的市場指數包括有擔保隔夜融資利率（SOFR）。最新的基金市場指數名單及其過往的比重詳情可按要求提供。

富達基金 – 富達目標™ 2025 基金

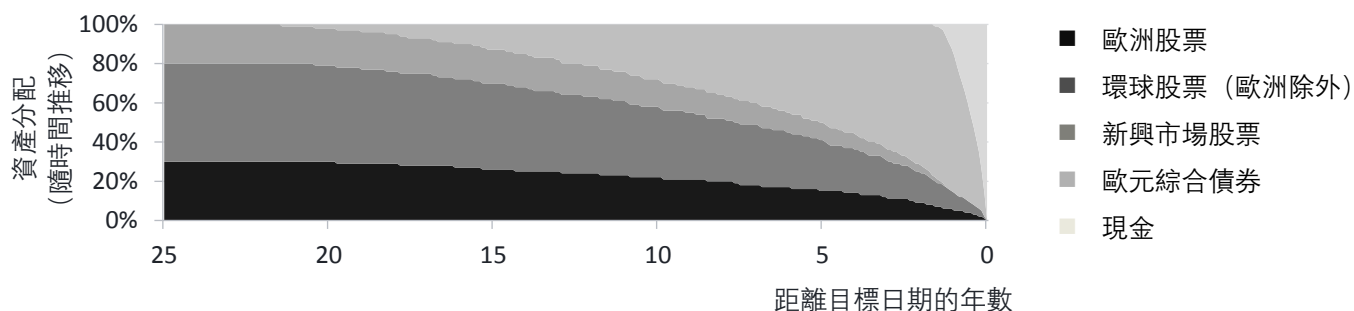
資產調配圖表



截至 2023 年 1 月 1 日，基金的市場指數包括 ICE BofA Euro Large Cap 指數；MSCI Europe (N)指數；MSCI Emerging Markets (N)指數；MSCI World ex Europe (N)指數。最新的基金市場指數名單及其過往的比重詳情可按要求提供。

富達基金 – 富達目標™ 2030 基金

資產調配圖表



截至 2023 年 1 月 1 日，基金的市場指數包括 ICE BofA Euro Large Cap 指數；MSCI Europe (N)指數；MSCI Emerging Markets (N)指數；MSCI World ex Europe (N)指數。最新的基金市場指數名單及其過往的比重詳情可按要求提供。

投資於中國大陸

QFI 制度

根據中國現行法規，境外投資者可透過於中國擁有合格境外投資者（「QFI」）身份的機構投資於中國A股或中國境內定息證券。

就透過富達基金（香港）有限公司的QFI身份投資於中國A股或中國境內定息證券的基金而言，有關基金已就其本身的利益，在中國保管人開設僅供其使用的證券帳戶（「證券帳戶」）及外匯與人民幣帳戶（「現金帳戶」，統稱「帳戶」），並符合中國所有適用法律及規例的規定，以及獲得中國所有主管機關的批准。

有關基金在證券帳戶內的資產僅屬有關基金所有，而有關基金在現金帳戶內的資產將成為中國保管人對有關基金的無抵押債務。中國保管人須獨立處理帳戶內的財政帳目資產，把有關基金的資產與QFI持有人、中國保管人及任何中國經紀商的專有資產及其他客戶資產區分開來。

滬港通及深港通

詳情請參閱認購章程內「風險描述」一節下「滬港通及深港通計劃」一節。

CIBM及債券通

中國銀行同業債券市場（「CIBM」）是一個場外交易市場，涉及透過外資准入制度（定義見下文）及 / 或債券通（定義見下文）在中國發行及交易的債券。

透過外資准入制度投資於 CIBM

根據中國人民銀行（「人行」）於2016年2月24日發佈的《公告[2016]第3號》，境外機構投資者可投資CIBM（「外資准入制度」），但須遵守人行及國家外匯管理局（「外管局」）等中國大陸當局頒佈的其他規則和規例。該等規則和規例可不時修訂，並可能具追溯效力。

根據該計劃，境外機構投資者（例如某基金）可透過中國境內結算代理（即銀行）直接在CIBM進行交易，該等中國境內結算代理將負責向有關當局進行相關備案及開戶。該計劃並無配額限制。

透過債券通的北向通投資於 CIBM

債券通是一項由中國外匯交易中心暨全國銀行間同業拆借中心（「CFETS」）、中央國債登記結算公司、上海清算所、香港交易及結算所有限公司及債務工具中央結算系統於2017年7月啟動的計劃，讓香港與中國大陸債券市場互聯互通（「債券通」）。

債券通受中國大陸當局頒佈的規則及法規監管。該等規則及規例可不時作出修訂。

根據中國大陸現行規例，合資格境外投資者將獲准透過債券通的北向交易（「北向通」）投資於在CIBM流通的債券。北向通並無投資額度限制。

在北向通下，合資格境外投資者須委任CFETS或人行認可的其他機構，作為向人行申請註冊的註冊代理。

根據中國大陸現行規例，香港金融管理局認可的境外託管代理（現為債務工具中央結算系統）應與人行認可的境內託管代理（現為中央國債登記結算有限責任公司和上海清算所）開設綜合代名人帳戶。合資格境外投資者買賣的所有債券將以債務工具中央結算系統（其將以代名人擁有人身份持有該等債券）的名義登記。

中國資產的稅務

除非特定豁免或減免適用，否則在中國大陸（「中國」）並無設有機構或營業地點的非居民源自中國大陸的收入和收益可能須繳納預扣稅及增值稅（「增值稅」）。

已收取的股息須繳納10%預扣稅，但毋須繳納增值稅。已收取的境內定息證券利息表面上已確認，故須繳納預扣稅及增值稅，惟：

- QFI收取的政府及地方政府債券利息獲豁免繳納預扣稅（根據企業所得稅法）及增值稅（根據中國財政部（「財政部」）與國家稅務總局（「國稅局」）聯合發佈的財稅[2016]36號）。
- 財政部發佈的通函（財稅[2018]108號）確認於2018年11月7日至2025年底期間，在中國並無設有機構或營業地點的外國投資者所收取的債券利息可獲豁免繳納企業所得稅及增值稅。儘管如此，有關在2018年11月7日之前所產生的收入的豁免範圍和處理細節卻仍未明確。

根據財政部、國稅局及中國證券監督管理委員會聯合發佈的通函（財稅[2014]79號），QFI衍生自權益性投資資產（中國A股）交易的收益可暫時獲豁免繳納預扣稅，惟該QFI須並無在中國設有機構或營業地點，或若該QFI在中國設有機構或營業地點，其在中國衍生的收益實際上須與該機構或營業地點無關。同樣，根據通函（財稅[2016]70號），QFI就中國有價證券所得收益可獲豁免繳納增值稅。

根據專業及獨立稅務意見，現時投資經理並無就出售(i)中國A股及B股；或(ii)在中國的證券交易所或銀行同業債券市場上市或交易的中國定息證券所得資本收益作出稅務撥備；亦無就該等境內定息證券的利息作出稅務撥備。投資經理將持續檢視稅務撥備政策，但最終作出的任何稅務撥備可能超過或不足以支付最終所產生的任何實際稅務責任，而任何撥備不足將對資產淨值造成負面的影響。

投資限制

中國境內證券

- (i) 就投資目標已明確訂明可直接投資於中國A股和B股市場，及/或直接投資於在任何中國的受規管市場上市或交易的中國境內定息證券（在本節統稱為「中國境內證券」）的基金而言，除非有關基金的投資目標訂明基金可把合共超過30%的資產淨值直接或間接投資於中國境內證券，或本文件另有訂明，否則每項基金現時擬把合共少於30%的資產淨值直接或間接投資於中國境內證券。「中國的受規管市場」指上海證券交易所、深圳證券交易所或CIBM（視乎情況而定）。

以下基金可把最高 20%的資產直接投資於中國 A 股及 B 股：

- 富達基金 – 亞洲特別機會基金
- 富達基金 – 中國焦點基金
- 富達基金 – 新興亞洲基金
- 富達基金 – 新興市場基金
- 富達基金 – 大中華基金
- 富達基金 – 太平洋基金

以下基金可把最高 20%的資產直接投資於中國境內定息證券：

- 富達基金 – 亞洲高收益基金
- 富達基金 – 新興市場債券基金
- 富達基金 – 環球債券基金
- 富達基金 – 環球收益基金
- 富達基金 – 環球短期債券基金
- 富達基金 – 策略債券基金

- (ii) 基金可透過富達基金（香港）有限公司的 QFI 身份、滬港股票市場交易互聯互通機制及 / 或深港股票市場交易互聯互通機制（統稱「滬港通及深港通」）、CIBM 及 / 或債券通及 / 或透過按照現行法例及法規令基金可獲得的任何准許投資方法直接投資於中國境內證券，或透過投資於中國境內證券的產品或基金間接投資於中國境內證券。基金亦可透過投資於中國 A 股或與中國 A 股表現掛鈎的金融工具（例如透過股票掛鈎票據）、參與票據及中國境內債務證券（例如透過信貸掛鈎票據及總回報掉期），進行間接投資。

證券借貸、回購及反向回購協議交易

目前，從證券借貸交易收取的總收益中，Brown Brothers Harriman & Co（保管機構的關連人士）及Citibank N.A.（倫敦分行）（以證券借貸代理的身份）保留12.5%作為擔任交易代理的費用，而本SICAV收取87.5%。有關分配比率可不時變動，而認購章程及本香港說明文件將作出相應更新。

本SICAV確保將維持一定水平的證券借貸交易量，以隨時滿足贖回要求（而在任何情況下，在任何時候的交易量均不得超過本SICAV資產淨值的100%）。

除非其投資政策另有披露，否則獲認可向香港公眾人士銷售的基金將不會廣泛進行證券借貸、回購及反向回購協議交易。

由任何單一國家發行或擔保，而信貸評級低於投資級別的證券

獲認可在香港銷售的基金將不可把其超過 10%的資產淨值，投資於由任何單一國家（包括該國政府、公共機構或當地機關）發行或擔保，而信貸評級低於投資級別的證券。

風險因素

申請人應注意，投資涉及風險，投資前應先閱讀及了解香港發行文件有關基金的詳情。此外，購買股份與存款於銀行或接受存款公司不同，本SICAV並無責任以投資者支付的交易價贖回或出售股份。本SICAV並不受香港金融管理局監管。

除認購章程所載列的風險外，基金亦可能面對以下風險。

資本及收益的風險（投資風險）

基金的資產須承受價值波動。恕不保證閣下可獲償還本金。閣下可能無法收回最初的投資金額。基金過去表現並非未來業績的保證。

股票

基金於股票證券的投資可能受個別公司的活動和業績，或一般市場和經濟狀況或其他事件（包括投資情緒改變、政治和經濟狀況及特定發行機構因素）影響而反覆波動，而且波幅有時可能十分顯著。

與債務證券有關的風險

- **信貸／交易對手風險：**基金須承受基金可能投資的債務證券發行機構的信貸／違約風險。
- **利率風險：**投資於基金須承受利率風險。一般情況下，當利率下調時，債務證券價格將上升，而當利率上調時，其價格則下跌。
- **評級下調風險：**債務工具或其發行機構的信貸評級其後可能會遭下調。若發生有關降級行動，基金的價值或會受到不利影響。投資經理不一定能夠出售被調低評級的債務工具。
- **估值風險：**基金所持投資的估值可能涉及不明朗因素和判定性的決定。如證實有關估值不正確，可能會影響基金的資產淨值計算。
- **信貸評級風險：**評級機構給予的信貸評級存在局限性，且並不時刻保證有關證券及／或發行機構的信貸可信性。

未達投資級別債務證券／未獲評級證券及高收益債務工具的相關風險

基金可能投資於未達投資級別債務證券或未獲評級證券。與較高評級／收益率較低的債務證券比較，該等證券一般須承受較低流動性、較大波幅，以及較高的違約及損失本金和利息的風險。

主權債務風險

基金投資於由政府發行或保證的證券，可能須承受政治、社會和經濟風險。在不利的市況下，主權債務發行機構也許未能或不願在到期時償還本金及／或利息，或可能要求相關基金參與有關債務的重組計劃。若主權債務發行機構違約，相關基金可能會蒙受重大損失。

與動態資產分配策略有關的風險

基金可能定期重整投資，因此所引致的交易成本可能高於採取靜態分配策略的基金。

投資於現金基金的風險

現金基金的投資不獲任何政府、政府機構或政府營辦機構或任何銀行保證基金提供承保或保證。並不保證現金基金的資產淨值穩定。現金基金的表現可能受到貨幣市場利率、經濟與市場狀況，以至法律、監管和稅務規定的變動所影響。在低息環境或不利的市況下，現金基金可能投資於負孳息的投資工具，因而可能對基金的資產淨值造成負面影響。

與目標日期資產分配策略有關的風險

基金的表現取決於基金所採取的資產分配策略的結果，並可能存在因資產分配改變而錄得虧損的風險。雖然投資者可就目標日期作出投資選擇，但概不保證基金會關閉，因此投資者在目標日期後可能蒙受損失。投資者不應僅根據年齡或退休日期挑選基金。恕不保證投資者將可於目標日期取回投資本金。

外幣風險

基金的資產可能以非基本貨幣計算。此外，基金的某類別股份可能指定以非基本貨幣計值。這些貨幣與基本貨幣之間的匯率波動，以及外匯管制變動可能會對基金的資產淨值造成負面影響。

人民幣貨幣及匯兌風險

基金提供人民幣計值股份類別。

目前，人民幣可透過兩個市場進行交易：一是中國境內市場（在岸人民幣或CNY），一是中國境外市場（主要為香港）（離岸人民幣或CNH）。雖然CNH及CNY是同一貨幣，但卻以不同的匯率買賣，而CNH與CNY的匯率走勢一旦出現區別，可能會對投資者造成不利影響，尤其是CNH匯率將用作釐定基金的股份價值。CNY不可自由兌換，並須受外匯管控，以及須符合中國政府的若干規定；而CNH則可自由買賣。以非人民幣作為基本貨幣的投資者可能須承受外匯風險，概不保證人民幣兌投資者的基本貨幣（例如美元、港元或澳元）將不會貶值。若人民幣貶值及／或引致人民幣貨幣兌換成本，將可對投資者在基金的投資價值造成負面影響。在若干特殊情況下，受到外匯管制及適用於人民幣的各項限制所影響，可能須延遲以人民幣支付的贖回付款及／或派息付款。

人民幣對沖風險

基金可能會就其非人民幣計值的債務證券投資進行人民幣對沖，惟投資經理可酌情決定是否進行任何有關對沖。有關對沖或未盡完善，其價值變動亦可能無法準確抵銷擬對沖貨幣投資的價值變動（即基金採用的對沖技巧或未能完全消除有關投資不利的非人民幣貨幣風險），導致基金可能須承受意料之外的非人民幣風險，並對投資者造成不利影響。

可供投資經理作對沖用途的人民幣遠期合約可能有限，而且成本高昂。對沖交易所產生的任何費用將須由基金承擔，金額可能相當顯著，取決於用作對沖的非人民幣計值證券的持倉比例及當時的市況而定。

人民幣對沖股份類別

基金可就人民幣對沖股份類別使用對沖，以對沖該類別的貨幣風險。任何減少或消除某些風險的嘗試皆可能無法如願實現，並且若這些嘗試起到作用，則通常會在消除收益潛力的同時降低損失風險。對沖會產生成本，從而降低投資表現。因此，對於涉及在基金層面和股份類別層面進行對沖的任何股份類別，可能存在兩個層面的對沖，其中一些可能不會產生任何益處（例如，在基金層面，一隻基金可能對人民幣計價資產進行基金的基本貨幣對沖，而該基金的人民幣對沖股份類別則會反轉這一對沖）。

集中度風險

基金的投資可能集中於 (i) 數目相對較少的投資項目或發行機構；及 / 或 (ii) 單一或少數國家。基金價值的波幅可能高於其他具有更多元化投資組合的基金。

就 (ii) 而言，基金的價值可能較易受影響該（等）國家市場的不利經濟、政治、政策、外匯、流動性、稅務、法律或監管事件所影響。

新興市場風險

基金可投資於新興市場，可能牽涉較高風險及投資於較發達市場通常不會牽涉的特別考慮因素，例如流動性風險、貨幣風險 / 管制、政治及經濟不明朗、法律和稅務風險、結算風險、保管風險及高度波動的可能性。

焦點主題風險

基金在特定主題的投資可能無法在所有情況及市況下均取得預期的成果。就可能投資於多個主題的基金而言，可能會不時在不同主題之間重整投資，視乎各個主題的市況而定，基金可能會因而產生較高的交易成本。投資者應注意，採取主題投資方針可能導致基金的波幅高於分散投資在不同類型投資項目的基金。

集中行業投資風險

基金可能集中投資於單一或少數行業，因此承受有關行業的市場、流動性、稅務、法律、監管及經濟風險可能高於分散投資在更多行業的基金。這可能導致基金的資產流動性低於及 / 或資產淨值的波幅高於分散投資在較多行業的基金。

水資源及環保處理業風險

基金主要投資於水資源及環保處理業，因此承受有關行業的市場、流動性、稅務、法律、監管及經濟風險可能高於分散投資在多個行業的基金。這可能導致基金的資產流動性低於及 / 或資產淨值的波幅高於分散投資在較多行業的基金。

基金可能較易受到不同的水資源及環保處理相關因素所影響。若干專注從事水資源及環保處理業的公司可能會在相關設施的建設、營運及維修方面作出大量投資，而因建築工程延誤而導致開始營運出現任何延誤，可能會對公司的盈利或增長造成不利影響。若公司的業務集中在水費及 / 或廢物處理收費均受規管的市場，該等公司可能承受有關費率下調，導致收益減少。法規及政策變動可能影響該等公司的營運。上述因素可能對基金所投資的該等公司的價值造成不利影響，從而可能導致基金的資產淨值下跌。

科技及創新行業風險

基金可能投資於少數行業，因此相對於分散投資在較多行業的基金，所承受有關行業的市場、流動性、稅務、法律、監管及經濟風險可能較高，基金的資產流動性較低及 / 或資產淨值的波幅較高。由於基金集中投資於科技及創新行業，而這些行業的表現取決於日新月異的科技與創新發展，故迅速及成功引進新產品，將成為科技及創新行業公司的致勝關

鍵。因此，未能及延遲取得融資或監管批核、與其他多種替代技術的競爭激烈、產品缺乏相容性、未能配合消費者的喜好、迅速過時，以及新產品的研發，對這些行業的投資價值均可能造成負面的影響。

健康護理業風險

基金可投資於健康護理業，因此承受有關行業的市場、流動性、稅務、法律、監管及經濟風險可能高於分散投資在多個行業的基金。這可能導致基金的資產流動性低於及 / 或資產淨值的波幅高於分散投資在較多行業的基金。

健康護理業公司的證券市值將受到多項因素的負面影響，例如醫療產品及服務的成本增加、定價壓力、廣泛的政府規例、政府醫療開支賠償限制、獲取和保護專利權的相關成本、產品責任與其他索償、技術變動，以及其他市場發展。

金融服務業風險

金融服務業公司的盈利能力或存活能力將受制於廣泛的政府規例，而影響金融服務業的負面經濟或監管事件對該等公司亦可能造成重大打擊。息率不穩定將影響資金供應及融資成本、企業和個人債務違約率，以及價格競爭加劇，將引發市場波動，令業內公司的營運受到干擾。特別是金融業自2008年末以來爆發的連番事件，導致當地及海外金融市場異常大幅波動，而有關情況可能會持續。

未來通訊相關行業風險

基金可能投資於未來通訊相關行業，因此相對於分散投資在較多行業的基金，所承受有關行業的市場、流動性、稅務、法律、監管及經濟風險可能較高，基金的資產流動性較低及 / 或資產淨值的波幅較高。由於基金集中投資於未來通訊相關行業，而這些行業的表現取決於日新月異的科技與創新發展，故迅速及成功引進新產品，將成為未來通訊相關行業公司的致勝關鍵。因此，未能及延遲取得融資或監管批核、與其他多種替代技術的競爭激烈、產品缺乏相容性、未能配合消費者的喜好、迅速過時，以及新產品的研發，對這些行業的投資價值均可能造成負面的影響。將為市場引入新技術或創新科技的研發可能招致高水平的資本開支，而且在商業上不一定成功，繼而可能導致此類資本開支須進行撇減。

中小型公司股票風險

中小型市值公司的股票可能比較大型公司的股票更容易受到負面經濟發展影響而波動，流動性也更差。

房地產相關證券風險

基金可投資於 REIT 及 / 或房地產 / 基建相關證券。這些投資的流動性一般較弱，透明度通常較低。房地產 / 基建相關證券（包括 REIT）的價值會受到多項因素影響而波動，例如經濟環境、租賃市場需求、利率變動、政治變化、監管變動及相關物業管理等，均可能導致物業價值下降，因而對投資者的投資價值產生不利影響。

中國資產風險

基金可透過按照任何現行法規令基金可獲得的任何准許投資方法（包括透過 QFI 身份、滬港通及深港通、CIBM 及任何其他合資格的投資方法），投資於中國 A 股 / B 股或中國境內定息證券及其他以人民幣計值的獲准許證券。基於中國相關法律及規例的不確定性和變動，以及中國政府及 / 或監管機構有機會實施可影響金融市場的政治、社會和經濟政策，對基金可能造成負面的影響。

中國市場的市場波動性高及潛在結算困難，亦可能導致在該等市場交易的證券價格大幅波動。

QFI 風險

基金能否作出相關投資或全面執行或遵循其投資目標及策略，取決於中國的適用法例、規則和法規（包括投資限制、最低投資鎖定期，以及撤回資本與收益的規定），這些法例、規則和法規可被修訂，而有關修訂可能具追溯效力。

若因 QFI 身份的批准被撤銷 / 終止或失效而導致基金可能需要出售其證券持倉，或被禁止買賣相關證券及撤回基金的資金，或若任何主要營運商或交易方（包括 QFI 託管人 / 經紀商）破產 / 違約及 / 或喪失履行其義務的資格（包括執行或結算任何交易，或轉移資金或證券），基金可能會蒙受重大損失。

滬港通及深港通的相關風險

基金可透過滬港通及深港通投資於並直接參與若干合資格的中國 A 股。滬港通及深港通的相關規則和法規可被修訂，並可能具追溯效應。

透過滬港通及深港通進行投資須承受若干風險，例如額度限制、暫停交易風險、營運風險、透過前端監察限制賣盤、剔除合資格股票、結算及交收風險、持有中國 A 股的名義持有人安排，以及監管風險。

若透過該計劃進行的交易被暫停，基金透過該計劃投資於中國 A 股或參與中國市場的能力將遭受不利影響。在此情況下，基金達成其投資目標的能力將受到負面影響。

創業板及 / 或科創板的相關風險

- **股價波動及流動性風險較高：**在創業板及 / 或科創板上市的公司一般屬新興性質，營運規模亦較小。尤其是在創業板及科創板上市的公司，須承受的價格波動幅度更大，而且由於投資者的進場門檻較高，其流動性一般較其他板塊市場為低。因此，與在深交所及 / 或上交所主板上市的公司相比，在這些板塊市場上市的公司須承受的股價波動及流動性風險較高，而且具有較高的風險及週轉率。
- **估值偏高風險：**在創業板及 / 或科創板上市的股份可能估值偏高，而有關估值異常高企的情況可能無法持續。由於在市場流通的股份較少，股價可能更容易受到操控。
- **法規差異：**有關創業板及科創板上市公司的盈利能力及股本方面的規則及規例，並不如深交所及 / 或上交所主板的法規般嚴格。
- **除牌風險：**在創業板及 / 或科創板上市的公司被除牌的情況可能較常見並較迅速。尤其是，創業板及科創板的除牌標準比其他板塊市場更為嚴格。若相關基金所投資的公司被除牌，可能會對相關基金產生不利影響。
- **集中投資風險：**科創板是一個新成立的板塊，在初始階段可能只涵蓋有限數量的上市公司。投資於科創板可能集中投資於少數股份，使相關基金須承受較高的集中投資風險。

投資於創業板及 / 或科創板可能會導致基金及其投資者蒙受重大損失。

中國大陸債務證券的相關風險

就基金所持中國債務證券投資而言，人民幣計值債券可能欠缺流通或活躍的交易市場。因此，基金可能須承受無法及時出售債券，或將須以顯著低於面值的折讓價出售債券的風險。該等證券的買賣價差可能頗大，投資於中國大陸債務證券的基金可能因而招致重大的交易成本。證券價格可能大幅波動。基金的價值、流動性和波幅可能受到負面的影響。

中國銀行同業債券市場（「CIBM」）及債券通

基金可透過外資准入制度及 / 或債券通投資於在CIBM進行交易的中國債券。相關規則和規例可不時修訂，並可能具潛在追溯效力。

CIBM的交易量可能很低，這可能造成流動性風險，並可能導致基金錯過投資機會。

儘管債券通取消了CIBM的投資配額並不再需要債券結算代理，但一些債券的交易量可能仍然很低，透過任一上述渠道進行的投資可能會有高的價格波動，而且買賣價格之間可能會有大的差價，限制了投資獲利的能力。

城投債的相關風險

城投債是透過地方政府融資平台（「LGFV」）發行，該類債券一般不獲中國大陸的地方政府或中央政府擔保。若LGFV違約，未能支付城投債的本金或利息，投資於城投債的基金可能會遭受重大損失，並可能對基金的資產淨值造成負面影響。

點心債券市場

基金可投資於「點心」債券。「點心」債券市場是規模相對較細的市場，與部份環球定息市場一樣，可能較易受波幅及流動性不足所影響。若有任何新規則出台，限制或禁止發行機構以發行債券的方式籌集人民幣（離岸人民幣）資金，及 / 或有關監管機構撤銷或暫停開放離岸人民幣市場，「點心」債券市場的運作及新債的發行將會中斷，並可能導致基金的資產淨值下跌。

中國大陸稅務風險

中國大陸的現行稅務法例、法規和實務守則對透過QFI身份或CIBM（透過外資准入制度及 / 或債券通）或基金在中國大陸的投資連接產品所取得的已變現資本收益的規定（可能具追溯效力）仍存在風險及不確定性。基金的稅務責任如有任何增加，對基金的價值均可能造成負面影響。

根據專業及獨立意見，基金現時並無就出售在中國大陸的證券交易所或銀行同業債券市場上市或交易的中國定息證券所得資本收益作出稅務撥備，亦無就該等中國大陸境內定息證券所得利息作出稅務撥備，而在並無從收益來源扣除稅務撥備的情況下，最終可能證實稅務撥備超過或不足以支付任何稅務責任。實際稅務責任（如有）將從基金的資產中扣除，並可能對基金的資產淨值造成負面的影響。

歐元區風險

鑑於歐元區若干國家的主權債務風險持續令人憂慮，基金在該地區的投資可能須承受較高的波幅、流動性、貨幣及違約風險。任何不利事件，例如主權信貸評級下調或歐盟成員國退出歐元區，均可能對基金的價值造成負面影響。

俄羅斯

基金可投資於俄羅斯，而投資於俄羅斯市場須承受有關證券結算與保管，以及資產登記（註冊處不一定受到政府或其他機構的有效監管）的特殊風險。

收益性證券

雖然基金一般將投資於收益性證券，但不保證所有相關投資均能締造收益。若基金的相關投資屬收益性資產，收益較高一般意味著股票證券的資本增值潛力將減少。

可持續發展投資

在基金選擇投資時權衡ESG或可持續發展準則的情況下，其表現可能低於市場或其他投資於類似資產但不採用可持續發展準則的基金。基金的投資政策所採用的可持續發展特徵，可能會導致基金錯失良機，未能買入若干有望造好的證券，及 / 或基於證券的可持續發展特徵而被迫在不利時機出售證券。因此，ESG準則的應用可能會限制基金按照其屬意的價格和時間購入或出售其投資的能力，因此可能導致基金蒙受損失。

證券的ESG特徵可能會隨著時間而改變，在某些情況下，投資經理可能須被迫在不利時機（單從財務角度來看）出售該等證券，導致基金的價值下跌。

使用ESG準則亦可能導致基金集中投資於專注ESG的公司，而其價值可能會比其他具有更多元化投資組合的基金價值波動。

由於並無公認的原則和指標以評估ESG基金投資項目的可持續發展特徵，因此ESG評估方法缺乏標準化的分類法，不同ESG基金採用ESG準則的方式可能有所不同。

雖然基金在選擇投資時，可能會使用部份基於第三方資料的專有ESG評分程序，惟這些資料可能不完整、不準確或未能提供，因此會構成投資經理可能對證券或發行機構作出錯誤評估的風險。

評估證券的可持續發展特徵及證券選擇可能涉及投資經理的主觀判斷。因此，存在可能無法正確應用相關的可持續發展特徵，或基金可能間接投資於不符合相關可持續發展特徵的發行機構的風險，而且證券的可持續發展特徵可隨時間而改變。

在作出符合ESG排除準則的代理投票決定時，基金可能並不總遵循發行機構短期表現最大化原則。

投資於CoCos及其他具有損失吸收特點的投資工具的風險

基金可投資於具有損失吸收特點的投資工具。這些特點是專為遵循適用於金融機構的特定監管規定而設計，一般包含條款及條件，具體註明一旦發生以下情況：(a) 當金融機構接近或處於無法繼續經營的狀態；或(b)當金融機構的資本比率降至指定水平時，投資工具可能須進行或然撇減，或應急轉換為普通股。

與傳統債務工具相比，具有損失吸收特點的債務工具在發生預定的觸發事件（如上文所披露的事件）時，須承受較大的資本風險，因為該等工具一般須承受撇減或轉換為普通股的風險。有關觸發事件很可能不在發行機構的控制範圍之內，而且性質複雜並難以預測，可能導致該等工具的價值大幅降低或完全減值。

在觸發事件啟動的情況下，可能會引發價格及波幅風險蔓延至整個資產類別。具有損失吸收特點的債務工具亦可能面對流動性、估值和集中行業投資風險。

基金可投資於CoCos，有關證券高度複雜，而且風險高。CoCos是一種具有損失吸收特點的混合債務證券，旨在於一旦發生若干「觸發事件」時，把證券轉換為發行機構股份（可能按折讓價轉換），或撇減其本金（包括永久撇減至零）。CoCos的票息支付是酌情決定的，發行機構可以在任何時候，基於任何原因，在任何時間段內取消票息。

基金可能還會投資於主順位非優先受償債務。雖然該等工具一般比次級債務優先，但在觸發事件發生時可能會進行撇減，並且將不再屬於發行機構的債權人償債順位。這可能會導致投資本金的完全損失。

有抵押及 / 或證券化債務工具的相關風險

基金可投資於有抵押及 / 或證券化債務工具（例如資產抵押證券及按揭抵押證券），這些工具可能非常缺乏流動性，而且容易出現大幅價格波動。相對於其他債務證券，這些工具可能須承受較大的信貸、流動性及利率風險，而且往往須承受延長及提早還款風險，以及無法履行與相關資產有關的付款責任的風險，因而對證券回報造成負面影響。

金融衍生工具

偶爾使用衍生工具可能會引發流動性風險、交易對手信貸風險、波幅風險、估值風險及場外交易市場交易風險。衍生工具的槓桿元素 / 成份可能導致基金所蒙受的損失顯著高於其投資於該金融衍生工具的金額。投資於金融衍生工具可能導致基金須承受錄得重大損失的高風險。

基金的淨槓桿投資水平將超過其資產淨值的100%，因而可能進一步擴大相關資產價值變動對基金所造成的任何潛在負面影響，以及令基金價格更趨波動，可能引致重大損失。

基金可執行積極貨幣配置，而有關配置與基金所持的相關證券倉盤可能並不相關。此舉可能會導致基金損失大部份甚或全部投資金額，即使基金所持的相關證券倉盤（例如股票、定息證券）的價值並無損失。

有關透過賣出備兌期權從而產生收益的投資策略的風險

透過賣出基金所持相關股票投資組合的備兌認購期權從而產生額外收益的策略可能會減低基金的資本增長潛力及未來收益。

跟蹤偏離度風險

指數基金可能須承受跟蹤偏離度風險，即其表現也許未能完全跟蹤指數表現的風險。跟蹤偏離度可能是由基金採用的投資策略、費用和開支及稅務所造成。投資經理將監察並致力管理有關風險，以盡量減少跟蹤偏離度。概不保證基金在任何時候均可準確或完全複製指數的表現。

被動投資風險

指數基金可能採取被動式管理，鑑於基金本身的投資特性，投資經理將不可酌情因應市場變動而作出調整。預期指數下跌將導致基金的價值相應跟隨下跌。

從基金的資本中 / 實際上從基金的資本中作出分派的相關風險

從資本中及 / 或實際上從資本中撥付股息即代表投資者獲付還或提取原有投資本金的部份金額，或從原有投資應佔的任何資本收益中獲付還或提取金額。任何該等分派可能導致每股 / 每單位資產淨值即時減少。

對沖股份類別的報價貨幣與基金的基本貨幣之間的利率差異，可能會為對沖股份類別的分派金額及資產淨值帶來負面影響，導致從資本中撥付的分派金額增加，進而令資本流失的程度高於其他非對沖股份類別。

香港投資者進行股份交易

除了認購章程標題為「投資基金」一節外，香港投資者亦應參閱以下資料。

反洗黑錢及打擊恐怖份子籌資

為符合針對防止清洗黑錢活動及打擊恐怖份子籌資的有關規例，FIL集團或本SICAV需要對投資者採取各項盡職審查措施，包括但不限於識別並核實申請人、股東和實益擁有人、獲授權簽署人、關聯方，以及（如適用）看似代表客戶行事的人（PPTA）、董事、財產授予人、保護人、授權人、受託人及合夥事業的合夥人的身份，以及在業務關係過程中進行

持續的盡職審查和仔細檢查股東交易。為符合反洗黑錢或打擊恐怖份子籌資法律或規例或FIL集團政策可能適用的規定，申請人將須提供指定的文件和資料的正本及 / 或經核證真實副本，作為確立申請人身份和地址的證明（除非FIL集團及 / 或本SICAV認為毋須審閱）。若屬聯名投資者，FIL集團將要求詳細核實所有聯名投資者的身份。

FIL集團或本SICAV保留權利，要求投資者在作出股份申請時或其後提交所需的資料，以及不時提交其他或最新的核實文件，以核實上述定義的投資者（或若屬聯名投資者，則每名投資者）的身份，及 / 或定期更新紀錄。FIL集團或本SICAV亦保留權利要求投資者提交其他資料，包括財富來源和資金來源，以證明有關核實資料，及完成充份的盡職審查。若投資者延遲或未能提交任何作核實用途的資料，本SICAV可拒絕接受交易要求；如拒絕交易要求，任何已收認購款項將不帶任何利息退回原來的扣款帳戶；就出售股份的要求而言，則不得出售股份或向投資者付款。

若現有股東的帳戶最少六 (6) 個月並無進行任何基金投資或交易，股東在作出任何新的交易前，可能須提供最新的資料以便核證身份。

適用股份類別

本香港說明文件與「附表一 適用股份類別」所載可供香港投資者認購的基金股份類別有關。

附表並無載列的其他股份類別並不適用於香港投資者。

處理投資的申請

如欲申請股份，可向香港代表或總分銷商委任的任何代理或分銷商，或任何其他銷售渠道（如適用）索取有關的申請表格。FIL 集團保留權利，延至接獲過戶付款後才辦理投資者的申請，並以扣除所有銀行費用後的淨額進行投資。如附件不齊全或指示不清晰，FIL 集團將不能執行交易指示。

標準交易截止時間為下午五時（香港時間）。購買、出售或轉換指示須於下午五時（香港時間）或之前送抵香港代表或其金融中介機構（有關金融中介機構的相關客戶作出的指示）。在一般情況下，所有於每個估值日下午五時（香港時間）或之前接獲的已填妥購買、出售或轉換指示將於該估值日，以分銷商計算的下一個資產淨值，另加以認購章程「投資基金」一節下標題為「股份類別」一節所述的收費率計算的認購費（如適用）處理。於有關截止時間後接獲的指示將順延至下一個估值日處理。基金股份會以記名帳戶形式發行，將不會發出股份證書。

為免生疑問，如在非香港營業日的估值日接獲的交易指示 / 文件未經填妥、不清晰、不準確或含糊不清，富達香港保留權利，可全權酌情決定延至下一個屬香港營業日的估值日才處理有關指示。

股東通常於購買或認購股份後最少三個營業日，才可轉換、出售或贖回股份。股份的擁有權一般將於接獲過戶付款後，才轉移至投資者。

接獲妥為提供證明文件的出售或贖回股份要求與支付有關款項的相隔期間，最多不應超過一個曆月。

儘管本文已列明的任何情況，若FIL集團相信投資者的任何指示可能直接或間接致使或導致FIL集團出現任何性質的訴訟、申索、法律程序、損失、損害、費用、開支或責任，FIL集團可絕對酌情決定，並在毋須給予任何理由下，有權拒絕FIL集團帳戶的任何交易，而且毋須就任何直接或間接的損失或後果對投資者承擔責任。

除非於申請時特別以書面指明，否則任何一名註冊股東均獲授權就所持股份，代表其他聯名股東簽署任何文件或發出指示。除非FIL集團另行接獲終止該項授權的通知，該項授權將持續有效。

現金或第三方付款概不接納。若以銀行匯票支付，須由銀行在匯票背面核證有關匯票是按帳戶持有人的要求發出。

本 SICAV 及分銷商不得拒絕出售或贖回股份的要求，惟認購章程「投資基金」一節所述「暫時停止基金股份的資產淨值計算或交易」規定者除外。一旦作出有關暫停決定，將須即時（在可行情況下，於作出決定後一日內）在 www.fidelity.com.hk* 或按證監會批准的方式作出有關暫停的公佈。

遞延贖回

獲認可在香港銷售的基金，觸發遞延贖回要求和轉換要求的百分率為基金已發行股份的 10%。

以實物贖回

* 此網頁未經證監會審核。

於一般情況下，認購章程內「實物認購或贖回」一節的條文將適用於本 SICAV 的香港股東。此外，為不減損本 SICAV 董事保護股東的責任，以免遭受市場選時，或在董事認為投資者有短期或過度交易現象或其交易對本 SICAV 已造成或可能造成干擾所影響，香港投資者的贖回要求若為 100,000 美元或以上，並透過富達香港進行本 SICAV 的交易，該等香港投資者必須事先同意以實物轉讓形式收取其應得的淨贖回所得款項。香港投資者可選擇以現金收取其贖回款項，在這情況下，富達香港將安排出售該實物證券。選擇以現金收取贖回款項的香港投資者需承擔變賣實物證券所涉及的費用及市場風險。現金贖回款項將於所有實物證券的銷售完成後支付。

贖回 – 結算

基金結算一般以電子銀行轉帳方式進行。在接獲書面指示後，管理公司旨在於三個營業日（但將不會超過五個營業日）內進行結算並付款。下列為目前屬例外情況的基金。在不抵觸本香港說明文件標題為「處理投資的申請」分節所述規定下，若在特殊情況下，未能在相關期間內作出付款，則須於合理可行的情況下盡快作出（不帶利息）。此外，若透過當地往來銀行、付款代理或其他代理進行結算，適用的結算期可能有所不同。結算金額可能須扣除股東所選銀行（或往來銀行）徵收的銀行費用。有關付款將以相關股份類別的其中一種主要交易貨幣計算，或者，股東可於作出指示時，要求以任何一種可自由兌換的主要貨幣結算。

例外情況：一般將於五個營業日內進行結算的基金	
富達基金 – 亞洲高收益基金	富達基金 – 印度焦點基金

贖回 – 價格

目前，提供予香港零售投資者的股份類別並無收取期末銷售費或贖回費，但董事保留權利，可於日後決定就其他股份類別收取不超過資產淨值 1.00% 的期末銷售費或贖回費（在認購章程「投資基金」一節標題為「股份類別」列明屬例外情況的股份類別除外），有關費用將歸屬總分銷商。若向任何提供予香港零售投資者的股份類別收取贖回費，則須更新認購章程，以及正式通知投資者。

富達定期投資計劃（每月投資計劃）

投資者可以 1,000 港元或以上的款額在一項基金作定期投資，每月從投資者的銀行帳戶自動轉帳至投資者的 FIL 集團帳戶。如欲申請參加這項每月投資計劃，可向香港代表或總分銷商委任的任何代理或分銷商，或任何其他銷售渠道（如適用）索取有關的申請表格。

股票證書

富達基金將不會發行股票證書。投資者將以下文所述的成交單據及結單獲通知所持股份。

成交單據及結單

成交單據一般將須不遲於訂立相關合約後第二個營業日結束前發出，確定已進行的購買、出售或轉換基金股份的全部詳情。結單將於每月最後七個營業日內發出。投資者應小心查核每份成交單據及結單，以確定是否有任何錯誤、差異或未獲授權的交易。若 FIL 集團發出成交單據或結單後三十 (30) 日內，仍未收到閣下的書面反對，則該成交單據或結單即為已經確認，並對閣下具約束力。閣下發出的任何書面反對應附上充份的反對理由，並直接寄往富達基金（香港）有限公司，地址：香港郵政總局郵政信箱 8446 號。反對通知只有在確實送交及以掛號信寄出並獲發出收信回條的情況下，方視為收到。不提出反對則視為批准在上述成交單據或結單提供予閣下有關於 FIL 集團或其代理所採取的一切行動。閣下若未能收到任何 FIL 集團已妥善寄出的成交單據或結單，FIL 集團毋須負上任何責任。

電子記錄

就以電話發出指示而言，FIL 集團可能在使用或不使用自動語音警告設備的情況下，以電子儀器記錄與 FIL 集團僱員的電話談話內容。此等錄音或謄本可作任何用途，包括在發生爭議時作任何一方的證據。

聯名持有人特別授權

除申請表格另有指示外，以聯名持有人身份申請認購 / 購買股份的投資者共同地及個別地：

- (i) 授權 FIL 集團及本 SICAV 根據其中一位聯名持有人的指示，辦理購買、認購、贖回、出售或轉換股份，或本 SICAV 內有關股份的任何其他事宜；
- (ii) 於聯名持有人任何一人逝世後，確認此項授權繼續有效，而 FIL 集團（如上所述，並無責任）可依照指示行事；

- (iii) 確認此項授權適用於日後再次購入、轉讓或以所有聯名持有人名義共同登記持有本 SICAV 的任何股份；
- (iv) 同意在 FIL 集團收到終止或取代此項授權的書面通知正本前，此項授權將一直有效，及不影響任何已進行交易的完成；及
- (v) 同意此項授權有關本 SICAV 的部份乃遵照盧森堡法律詮釋並受其監管。

刊登價格

基金資產淨值（A 類別股份除外）將刊於南華早報及香港經濟日報內。有關基金 A 類別股份的資產淨值將於 www.fidelity.com.hk 發佈。

計算資產淨值

若公平值如認購章程內「投資基金」一節標題為「資產估值」一節所述需要進行調整，在諮詢保管機構後，董事會或其代表及投資經理可處理及進行本 SICAV 的公平值調整（包括釐定採取公平值定價的情況）。

股息及派息政策

正如認購章程「投資基金」一節標題為「股息」一節所示，董事可就若干股份類別酌情建議從資本中作出股息分派，或可能建議從總收益中作出股息分派，並將基金的所有或部份費用和開支計入基金的資本 / 從中扣減，導致可供派息之用的可分派收益增加，因此，基金實際上可能是從資本中作出股息分派。從資本中作出的有關分派即代表投資者獲付還或提取原有投資本金的部份金額，或從原有投資應佔的任何資本收益中獲付還或提取金額。任何涉及從基金資本中撥付股息或實際上從基金資本中撥付股息的分派（視乎情況而定）可能導致每股資產淨值即時減少。

有關過去 12 個月的股息成份詳情（即從 (i) 淨可分派收益；及 (ii) 資本中撥付的相對金額），可向香港代表索取，亦可於基金的網頁：https://www.fidelityinternational.com/legal/documents/FF/HK-zh_en/fdpc.ff.HK-zh_en.HK.pdf 下載。

任何基金的派息政策或從資本中扣除費用及開支的政策（視乎情況而定）如有修訂，有關修訂將須預先獲得證監會的批准，並須向投資者發出不少於一個月的通知。

費用及開支

新基金的開辦費用一般少於 30,000 美元。任何新基金的開辦費用一般會由該基金於其成立的第一年支付。

管理費

認購章程內標題為「基金說明」一節載列各基金資料，當中「主要股份類別」表格中披露的「最高年費」是指個別股份類別目前的年費。任何一隻或多隻基金或股份類別的管理費都可以不時增加，惟該費用的年率不得超過基金資產淨值的 2.00%。此費用增加至 2.00% 以上須依與通知開會的相同方式，於至少三個月前通知股東。

向金融中介機構支付的佣金

總分銷商與分銷商可向金融中介機構支付持續佣金，而該佣金最終將由投資經理於其投資管理費中扣除。持續佣金可於進行投資期間，由分銷商支付予合資格的中介機構。如投資者經由中介機構持有基金，該佣金便以基金股份的資產淨值計算。投資者不應向任何未獲發牌從事受監管證券交易活動的香港中介機構支付任何款項。本 SICAV 不會從其資產中撥款支付中介機構因買賣股份而引致的任何佣金，或因本 SICAV 的廣告或宣傳活動而引致的任何開支。

基金合併

若決定將一項或多項基金與另一項集體投資計劃合併，將預先向股東發出至少一個月通知，或召開本 SICAV 或基金股東特別大會，對建議的合併進行表決。

賠償

~ 此網頁未經證監會審核。

~ 此網頁未經證監會審核。

由於 FIL 集團接受及 / 或依賴及 / 或未能遵照投資者或投資者代表發出的指示行事，直接或間接導致 FIL 集團須面對、蒙受或招致任何訴訟、法律程序、索償、損失、損害、費用及開支，在 FIL 集團提出要求下，每名投資者均須就此向 FIL 集團作出全部損害賠償，惟由 FIL 集團故意不履行或疏忽履行投資者的指示所造成者除外。

FIL 集團有權在未給予通知的情況下，隨時將投資者於 FIL 集團開設的任何或全部帳戶內的款項合併。在不限制前述的一般性原則下，FIL 集團謹此獲特別授權可將投資者於 FIL 集團開設的不同帳戶內的款項轉帳，以償還投資者對 FIL 集團的全部或部份債項。

風險管理

風險管理程序

本SICAV設有全面的風險管理程序，使其能夠隨時識別和管理本SICAV面對的所有重大風險。管理公司的執行管理人員負責監督基金的日常業務運作、合規及風險管理活動，包括根據盧森堡法律、本SICAV的公司組織章程及認購章程的規定對各代表進行有效監督。風險管理程序由營運及控制程序提供支持，旨在使本SICAV可就市場風險、交易對手 / 信貸風險、流動性風險、營運風險及對本SICAV可能造成重大影響的其他風險進行適當管理。

執行管理人員已正式制訂「使用金融衍生工具政策」，概列投資經理獲准如何使用金融衍生工具，以及確定其量化限額。根據潛在交易對手的經審核財務報表、過往表現及組織架構進行分析，並由分析師釐定有關交易對手是否符合最低標準。如果符合這些標準，分析師將會對交易對手進行其獨立、基本因素分析，並據此給予專有信貸評級。只有符合若干評級水平的交易對手才會被建議納入認可交易對手名單。所有投資均會定期進行監察和檢討。

投資合規職能屬於獨立監督職能，以確保本基金符合監管、認購章程和內部投資限制的規定，並提供任何違規報告。如發現違規情況，將會即時通知投資組合經理。

除監管限額外，投資合規部亦設置警示界線，以盡量減低違反監管限額的風險。投資合規團隊主要利用Charles River投資管理方案（Charles River IMSs）以核證是否符合該等限制，並已就大部份投資限制建立自動交易前和交易期間測試。若自動化系統未能進行交易執行前限制監察，投資合規部將每日就有關交易進行執行後監察。

有關基金所採用的風險管理政策、控制措施、程序及方法的進一步資料可向香港代表索取。

流動性風險管理政策

董事會已制定流動性風險管理政策，藉此識別、監察和管理每項基金的流動性風險，以及確保每項基金的投資的流動性水平將有助基金遵守履行贖回要求的義務。此外，有關政策加上董事會的流動性管理工具，旨在實現公平對待各股東，以及在大額贖回股份的情況下保障剩餘股東的利益。

董事會的流動性風險管理政策涉及流動性模型，可用以評估每項基金在正常及受壓市場情境下的流動性水平，並根據股東的集中度和贖回活動等因素建構流動性需求模型。

在投資程序的不同階段亦會持續監察流動性風險，例子包括定期監察投資工具與基金層面的流動性，以及進行流動性風險監督和上報程序。流動性風險管理政策由指定的人員及委員會執行。流動性風險管理的監督和其他相關職責則由董事會的風險總監負責。

流動性風險管理工具

董事會可採用多種工具以管理流動性風險，包括：

- 以實物贖回 – 詳情請參閱認購章程內「投資基金」一節標題為「實物認購或贖回」一節，以及上述「以實物贖回」一節。
- 波幅定價 – 詳情請參閱認購章程內「投資基金」一節標題為「波幅定價」一節。
- 為支付贖回款項目的而作出的借貸安排 – 詳情請參閱認購章程內「一般投資權力及限制」一節。
- 延遲贖回 – 詳情請參閱認購章程內「我們保留的權利」下「在購買、轉換或出售要求的高峰期，實施特殊程序」一節，以及上述「遞延贖回」一節。
- 暫時終止基金 – 詳情請參閱認購章程內「我們保留的權利」下「暫時停止基金股份的資產淨值計算或交易」一節。一般來說，只有在考慮所有其他選項後，方會考慮此選項。

董事會將根據相關情況及以保護股東利益為目的，考慮採用哪一種流動性工具。

香港稅務

只要本 SICAV 持續根據《證券及期貨條例》第 104 條獲認可，並符合證監會的要求，便毋須繳納香港利得稅。投資者毋須就出售任何股份而變現的資本收益繳納香港稅項。若購入或變現股份屬於或構成在香港進行貿易、專業或業務的一部份，則有關投資者可能須就變現的收益繳納香港利得稅。股份毋須繳納香港遺產稅。此外，就本 SICAV 的理解，股份的發行或過戶毋須繳納香港印花稅。這項資料是基於董事對香港現行法例及慣例的理解而提供。

有關可能稅務影響的更多資料，投資者可參閱認購章程。投資者應自行查詢，並在適當情況下諮詢專業顧問，有關根據其公民權、居留權或戶籍所屬地區或註冊成立所在地的法律，認購、購買、持有、轉換、贖回或出售股份可能涉及的稅務後果。

未領取款項的處理方法

根據公司組織章程及正如認購章程內「管理及管治」下「清算或合併」一節所披露，在本 SICAV、基金或股份類別於清算後的任何未領取款項將保留於盧森堡信託局 (*Caisse de Consignation*) 的託管帳戶。根據盧森堡法律條文規定，在有關指定期間（目前為存放於盧森堡信託局 30 年後）尚未領取的款項可予沒收。

關鍵投資者資訊文件

儘管認購章程提述關鍵投資者資訊文件（「KIID」），但在任何情況下，關鍵投資者資訊文件不擬且不應被詮釋為本 SICAV 在香港的發行文件，亦不得向香港投資者分發。

可持續發展附錄

儘管本認購章程內提述可持續發展附錄，但載有於香港獲證監會認可基金須根據 SFDR 第 8 條或第 9 條規定而簽署的協議前披露的可持續發展附錄現已載於網站 <https://www.fidelity.com.hk/static/hong-kong/pdf/HK-funds-uptodate-consolidated-annexes-for-2023-prospectus.PDF> *（僅限英文版）。可向富達基金（香港）有限公司的註冊辦事處免費索取簽署協議前披露範本的印刷版（僅限英文版）。

證監會給予認可，並不表示對基金作出推薦或贊許，亦非對基金的商業價值或表現提供保證，更不意指基金適合所有投資者，或贊許基金適合任何特定投資者或任何類別投資者。

備查文件

下列文件可於週內任何一日（星期六、日及其他公眾假期除外）的一般營業時間內，在富達香港免費查閱，同時備有 2010 年 12 月 17 日的盧森堡法例譯本，以供查閱。

- a) 本 SICAV 的公司組織章程
- b) 管理公司服務協議
- c) 保管機構協議
- d) 分銷商協議
- e) 投資管理協議
- f) 服務協議
- g) 付款代理協議
- h) 香港代表協議

上述協議可不時由各方協議修訂。除本認購章程「管理及管治」一節另有註明外，此等協議均須由董事代表本 SICAV 訂立。

* 此網頁未經證監會審核。

本認購章程及本 SICAV 最新經審核的年報與帳目及未經審核的半年報告與帳目可供查閱，並可在富達香港的註冊辦事處免費索取。經審核的年度報告在財政年度結束後的四個月內發佈。未經審核的半年度報告在其報告期結束後兩個月內發佈。現只提供英文版的本 SICAV 最新經審核的年報與帳目及未經審核的半年報告與帳目，供香港投資者查閱，並可於網頁 www.fidelity.com.hk/literature_download_zh¹⁰ 下載。

查詢及投訴

在香港，有關任何查詢、庭外投訴及賠償機制的資料，請致電富達個人理財熱線：(852) 2629 2629，或致函亞太業務合規團隊（地址：香港金鐘道 88 號太古廣場二座 21 樓）查詢。我們將就任何投訴及查詢作出電話或書面回覆。

收集個人資料聲明

就本節而言，「適用法律」指由任何結算系統及 / 或交易所，及 / 或由政府機構、權力機關、交易所、市場、監管機構、自律監管機構或結算系統等（無論是否具有法律效力；以及無論是在香港境內或境外）不時頒佈的適用法律、規則、規例、章程、憲法、命令、指令、通知、通函、守則、慣例或訂明的合約條款。

根據個人資料（私隱）條例（「私隱條例」），本公司就您與富達基金（香港）有限公司或富達基金（香港）有限公司的任何控股公司或附屬公司，或任何該控股公司的任何附屬公司或聯營公司（「富達」）不時進行交易及向富達提供數據或資料，向您提供以下資訊。請注意，本聲明取代可能曾向您提供的任何同類性質的通知或聲明。富達將按照私隱條例的規定，竭力保存您的個人資料，並將採取一切合理步驟，確保您的個人資料妥善保存，不被非法使用、遺失、披露及損毀。

- (a) 客戶及其他人士（「資料當事人」）在設立或延續帳戶時，或在富達向客戶及其他人士提供服務時，必須不時向富達提供有關資料。所收集的資料類別可能包括但不限於姓名、聯絡資料（包括住址、通訊地址、長期居住地址（如適用）、聯絡 / 流動電話號碼、電郵地址）、職業、出生國家及城市 / 市鎮、國籍、身份證、護照號碼、社會保障或國家保險編號、稅籍國、稅務編號及財政狀況詳情。
- (b) 儘管資料當事人一般並無責任提供個人資料，但若未能向富達提供該等資料，可能會導致富達無法開設帳戶，或繼續向客戶及其他人士提供服務，或未能遵守任何適用法律。
- (c) 在資料當事人與富達的持續正常業務往來中（例如當資料當事人開設帳戶、簽發支票、轉調資金、進行交易、出席講座 / 活動，或與富達的一般口頭或書面通訊），富達將不時收集或收取與資料當事人有關的資料。
- (d) 資料當事人之資料的用途將會視乎其與富達的關係性質有所不同，其中包括下列任何或所有的用途：
 - (i) 處理在富達開設帳戶及 / 或由富達提供的其他金融服務（包括代名人服務）的申請程序；
 - (ii) 促使及 / 或確保為資料當事人提供的服務維持日常運作；
 - (iii) 研究、設計和推出金融、投資、財富管理、證券、退休、保險及代名人服務或相關產品及服務，以供資料當事人使用；
 - (iv) 宣傳和推廣不同的服務及產品（您可拒收推廣資料）（詳情請參閱下文 (e) 段）；
 - (v) 按資料當事人的要求 / 報名登記，提供提示服務、通訊、單張、投資者通訊及投資教育資料；
 - (vi) 規劃及籌備金融、投資講座 / 活動 / 論壇；
 - (vii) 設計及進行問卷調查 / 統計分析，以作客戶檔案分析 / 分類之用；改善及擴大富達提供的服務；
 - (viii) 根據不時適用於富達或任何資料承轉人（定義見下文）在香港或海外的任何適用法律（包括當地及海外稅務機關），履行資料披露、報告、合規及任何其他法律及監管規定（包括但不限於稅務匯報）；
 - (ix) 遵守香港境內或境外任何對富達或資料承轉人具約束力或適用的現存及未來適用法律，以及基於富達或資料承轉人位於或跟相關當地或海外法律、監管、政府、稅務、執法或其他機關所屬司法管轄區有關的金融、商業或業務活動，而向該等當地或海外法律、監管、政府、稅務、執法或其他機關承擔或委予的任何現有或未來的合約或其他義務或規定，包括但不限於：
 - 1) 遵守根據不時經修訂或補充的《1986 年美國稅務守則》副標題 A 第 4 章的相關安排（「FATCA」）而對富達或資料承轉人在香港或海外的具約束力的義務；或
 - 2) 確立您是否一名美國公民、美國聯邦所得稅法所指的美國居民，或須繳納美國稅務的其他人士；及 / 或就 FATCA 目的而言，證明您的帳戶是否美國帳戶。

¹⁰ 此網頁未經證監會審核。

- (x) 與行政管理富達、第三方產品發行機構所提供的產品或資料當事人參與行政管理有關的任何用途；
- (xi) 使有意購買富達全部或任何部份業務或股份的買家可評估有關購買交易；及
- (xii) 與上述各項直接相關或附帶的用途，包括諮詢專業意見。

(e) 在直接促銷中使用資料

富達擬把資料當事人的資料用於直接促銷，而富達須為該用途取得資料當事人的同意（包括表示不反對）。就此而言，請注意：

- (i) 富達可能把不時持有的資料當事人姓名、聯絡詳情（包括住址、通訊地址、永久地址（如適用）、聯絡電話 / 流動電話號碼、電郵地址）、產品及服務組合資料、交易模式和行為、財務背景、網上行為及人口統計數據等資料，用於直接促銷；
- (ii) 在直接促銷中可能會推廣下列類別的服務、產品及項目：
 1. 金融、投資、財富管理、證券、退休、保險、代名人及相關服務和產品；
 2. 獎勵、長期客戶或尊享優惠計劃、推廣優惠和相關服務；及
 3. 邀請出席金融及投資講座 / 活動 / 論壇。

(f) 富達將按適用法律規定或其他為達成上述 (d) 段列出的任何用途所需的時期，儲存收集所得資料。

(g) 富達將對其所持有資料當事人的資料保密，但富達可能會把該等資料提供予下述的香港或海外各方作上述 (d) 段列出的用途（「資料承轉人」）：

- (i) 富達的最終控股公司、其附屬公司、代表辦事處及 / 或富達的聯營公司；
- (ii) 富達或基金的服務供應商，包括各項產品的發行機構、受託人、註冊處、過戶代理、託管人 / 保管機構、行政服務代理、代名人、股份分銷商、證券與投資服務供應商、核數師，以及法律顧問；
- (iii) 就富達的業務營運為富達提供行政、研究、設計、推出、數據儲存、電訊、軟件開發及應用程式、印刷、郵件處理、郵遞、電腦、付款、證券結算和交收或其他服務的任何代理、承包商、雲端服務供應商或第三方服務供應商；
- (iv) 富達的中介機構（包括第三方金融機構，例如銀行、獨立財務顧問、保險公司）、第三方產品發行機構、分銷商、可能處理或辦理提供予 / 來自資料當事人的付款的往來銀行及 / 或其各自的服務供應商；
- (v) 富達的僱員、高級人員、董事及代理；
- (vi) 任何合適的監管機構 / 組織、政府機構 / 組織、市場公認的行業組織，例如期貨交易所、財政與貨幣機關、證券協會、信貸資料庫、證券交易所及任何司法管轄區（不論在香港境內或境外）的稅務機關，包括但不限於美國國家稅務局，以符合（舉例說）FATCA 的規定；
- (vii) 在不限制上述 (vi) 段的一般性的原則下，根據對富達具約束力的適用法律或自願性安排，富達有義務向其披露資料的各方；
- (viii) 富達為第 (e) 段所述的目的而委聘的外部服務供應商（包括但不限於印刷公司、郵務公司、電訊公司、公關公司、廣告代理機構、電話推銷公司、數據處理及數據儲存公司、儲存公司、客戶熱線中心、市場研究公司及資訊科技公司）。

請注意，在香港以外的任何司法管轄區儲存或處理的個人資料可能亦須提供予該司法管轄區的執法機構、國家安全及其他政府部門，而且或許未能享獲與香港同等的保障。

(h) 根據上述條例，任何人士均有權：

- (i) 查核富達是否持有其資料及查閱該等資料；
- (ii) 要求富達更正任何有關該名人士的不準確資料；
- (iii) 確定富達有關資料的政策和慣例，以及獲告知富達所持個人資料的類別；
- (iv) 拒絕其個人資料被用作市場推廣用途，而富達在接獲該名人士的拒絕通知後，不得使用其個人資料作市場推廣用途。

(i) 根據上述條例的條款，富達有權就處理任何查閱資料的要求徵收合理費用。

(j) 若您反對個人資料被用作直接促銷，可通知富達行使選擇權拒收推廣資料。任何關於拒收、查閱或更正資料，或索取關於政策與慣例的資料或所持資料類別的要求，應向下列人士提出：

香港金鐘道88號
太古廣場二座21樓
富達基金（香港）有限公司
資料保護主任

(k) 本聲明一概不會限制資料當事人在個人資料（私隱）條例下所享有的權利。

其他資料

有關香港法律的法律顧問

的近律師行
香港
中環
遮打道18號
歷山大廈5樓

附表 適用股份類別

下列為截至本香港說明文件日期的有效股份類別名單及相關資料。該名單可不時更新。有關所有適用股份類別的完整名單，請瀏覽 fidelityinternational.com #，或向閣下的分銷商或中介機構查詢。若干股份類別可能受企業行動影響，而若干股份類別的名稱亦可能因相關基金更改名稱而有所改變。請參閱認購章程「投資基金」一節的基金相關資料，以了解有關詳情。

股份類別名稱	ISIN 代碼	股份類別推出日期	管理年費率(%)	分銷年費率(%)	對沖方法*
富達基金 – 美國基金 A 類別股份 - 累積 - 澳元 (對沖)	LU0963029086	30/08/2013	1.50		1
富達基金 – 美國基金 A 類別股份 - 累積 - 美元	LU0251131958	03/07/2006	1.50		
富達基金 – 美國基金 A 類別股份 - 歐元	LU0069450822	16/02/2004	1.50		
富達基金 – 美國基金 A 類別股份 - 美元	LU0048573561	01/10/1990	1.50		
富達基金 – 美國基金 Y 類別股份 - 累積 - 美元	LU0318939179	22/10/2007	0.80		
富達基金 – 美國增長基金 A 類別股份 - 美元	LU0077335932	30/06/1997	1.50		
富達基金 – 東協基金 A 類別股份 - 累積 - 港元	LU0737861269	09/02/2012	1.50		
富達基金 – 東協基金 A 類別股份 - 累積 - 美元	LU0261945553	25/09/2006	1.50		
富達基金 – 東協基金 A 類別股份 - 美元	LU0048573645	01/10/1990	1.50		
富達基金 – 東協基金 Y 類別股份 - 累積 - 美元	LU0346390510	25/03/2008	0.80		
富達基金 – 亞太股息基金 A 類別股份 - H 每月派息(G) - 澳元 (對沖)	LU1046420714	09/04/2014	1.50		1
富達基金 – 亞太股息基金 A 類別股份 - C 每月派息(G) - 港元	LU2753927669	28/02/2024	1.50		
富達基金 – 亞太股息基金 A 類別股份 - C 每月派息(G) - 美元	LU2639601496	12/07/2023	1.50		
富達基金 – 亞太股息基金 A 類別股份 - 每月特色派息(G) - 港元	LU1119993845	16/10/2014	1.50		
富達基金 – 亞太股息基金 A 類別股份 - 每月特色派息(G) - 美元	LU0877626530	24/01/2013	1.50		
富達基金 – 亞太股息基金 A 類別股份 - 美元	LU0205439572	16/12/2004	1.50		
富達基金 – 亞太機遇基金 A 類別股份 - 累積 - 美元	LU2008162690	12/06/2019	1.50		
富達基金 – 亞太機遇基金 A 類別股份 - 累積 - 歐元	LU0345361124	18/02/2008	1.50		
富達基金 – 亞太策略收益基金 A 類別股份 - 累積 - 美元	LU1313547892	30/11/2015	1.00		
富達基金 – 亞太策略收益基金 A 類別股份 - H 每月派息(G) - 澳元(對沖)	LU1345484106	29/01/2016	1.00		1
富達基金 – 亞太策略收益基金 A 類別股份 - C 每月派息(G) - 港元	LU2753927743	28/02/2024	1.00		
富達基金 – 亞太策略收益基金 A 類別股份 - C 每月派息(G) - 美元	LU1509826852	22/11/2016	1.00		
富達基金 – 亞太策略收益基金 A 類別股份 - 每月特色派息(G) - 港元(對沖)	LU1345483983	29/01/2016	1.00		1
富達基金 – 亞太策略收益基金 A 類別股份 - 每月特色派息(G) - 美元	LU1345482746	29/01/2016	1.00		
富達基金 – 亞太策略收益基金 A 類別股份 - 每月特色派息(G) - 美元(對沖)	LU1345483470	29/01/2016	1.00		1
富達基金 – 亞太策略收益基金 Y 類別股份 - 美元	LU1345484361	29/01/2016	0.65		
富達基金 – 亞洲債券基金 A 類別股份 - 累積 - 美元	LU0605512275	18/04/2011	0.75		
富達基金 – 亞洲債券基金 A 類別股份 - H 每月派息(G) - 澳元 (對沖)	LU1371569549	03/03/2016	0.75		2
富達基金 – 亞洲債券基金 A 類別股份 - H 每月派息(G) - 人民幣 (對沖)	LU2262856953	16/12/2020	0.75		2
富達基金 – 亞洲債券基金 A 類別股份 - 每月派息 - 美元	LU0605512432	18/04/2011	0.75		
富達基金 – 亞洲債券基金 A 類別股份 - C 每月派息(G) - 港元	LU2317111552	23/06/2021	0.75		
富達基金 – 亞洲債券基金 A 類別股份 - C 每月派息(G) - 美元	LU2156567054	22/04/2020	0.75		
富達基金 – 亞洲債券基金 A 類別股份 - 每月特色派息(G) - 港元	LU1371569465	03/03/2016	0.75		
富達基金 – 亞洲債券基金 A 類別股份 - 每月特色派息(G) - 美元	LU1371569200	03/03/2016	0.75		
富達基金 – 亞洲高收益基金 A 類別股份 - 累積 - 歐元	LU0286668966	02/04/2007	1.00		
富達基金 – 亞洲高收益基金 A 類別股份 - 累積 - 美元	LU0286668453	02/04/2007	1.00		
富達基金 – 亞洲高收益基金 A 類別股份 - H 每月派息(G) - 澳元 (對沖)	LU1046420631	09/04/2014	1.00		2
富達基金 – 亞洲高收益基金 A 類別股份 - 每月派息 - 港元	LU0532244745	18/08/2010	1.00		
富達基金 – 亞洲高收益基金 A 類別股份 - 每月派息 - 美元	LU0286669428	02/04/2007	1.00		
富達基金 – 亞洲高收益基金 A 類別股份 - 每月特色派息(G) - 港元	LU2605879944	26/04/2023	1.00		

此網頁未經證監會審核。

* 1. 相關投資組合透視對沖； 2. 基金參考指數透視對沖； 3. 折算對沖； 4. 定製對沖。

股份類別名稱	ISIN 代碼	股份類別 推出日期	管理年費 率(%)	分銷年 費率(%)	對沖方法*
富達基金 – 亞洲高收益基金 A 類別股份 - 每月特色派息(G) - 美元	LU0937949237	18/06/2013	1.00		
富達基金 – 亞洲高收益基金 A 類別股份 - 每月特色派息 - 美元	LU0605512788	13/04/2011	1.00		
富達基金 – 亞洲高收益基金 I 類別股份 - 每月派息 - 美元	LU1235294300	03/06/2015	0.65		
富達基金 – 亞洲高收益基金 Y 類別股份 - 累積 - 美元	LU0370790650	21/07/2008	0.65		
富達基金 – 亞洲小型公司基金 A 類別股份 - 累積 - 歐元	LU0702159772	07/12/2011	1.50		
富達基金 – 亞洲小型公司基金 A 類別股份 - 累積 - 美元	LU0702159699	07/12/2011	1.50		
富達基金 – 亞洲小型公司基金 A 類別股份 - 美元	LU0702159343	07/12/2011	1.50		
富達基金 – 亞洲小型公司基金 Y 類別股份 - 累積 - 美元	LU0702159939	07/12/2011	0.80		
富達基金 – 亞洲特別機會基金 A 類別股份 - 累積 - 歐元	LU0413542167	23/02/2009	1.50		
富達基金 – 亞洲特別機會基金 A 類別股份 - 累積 - 美元	LU0261950983	25/09/2006	1.50		
富達基金 – 亞洲特別機會基金 A 類別股份 - 美元	LU0054237671	03/10/1994	1.50		
富達基金 – 亞洲特別機會基金 Y 類別股份 - 累積 - 美元	LU0346390601	17/03/2008	0.80		
富達基金 – 澳洲多元化股票基金 A 類別股份 - 累積 - 澳元	LU0261950041	25/09/2006	1.50		
富達基金 – 澳洲多元化股票基金 A 類別股份 - 澳元	LU0048574536	06/12/1991	1.50		
富達基金 – 中國消費動力基金 A 類別股份 - 累積 - 澳元 (對沖)	LU1046420391	09/04/2014	1.50		1
富達基金 – 中國消費動力基金 A 類別股份 - 累積 - 歐元	LU0594300096	23/02/2011	1.50		
富達基金 – 中國消費動力基金 A 類別股份 - 累積 - 港元	LU0605514214	13/04/2011	1.50		
富達基金 – 中國消費動力基金 A 類別股份 - 累積 - 美元	LU0594300179	23/02/2011	1.50		
富達基金 – 中國消費動力基金 A 類別股份 - 歐元	LU0594300252	23/02/2011	1.50		
富達基金 – 中國消費動力基金 A 類別股份 - 美元	LU0594300419	23/02/2011	1.50		
富達基金 – 中國消費動力基金 Y 類別股份 - 累積 - 美元	LU0594300500	23/02/2011	0.80		
富達基金 – 中國焦點基金 A 類別股份 - 美元	LU0173614495	18/08/2003	1.50		
富達基金 – 中國焦點基金 A 類別股份 - 英鎊	LU0200822756	04/10/2004	1.50		
富達基金 – 中國焦點基金 A 類別股份 - 累積 - 美元	LU1224709979	19/05/2015	1.50		
富達基金 – 中國焦點基金 A 類別股份 - 累積 - 歐元	LU0318931192	24/09/2007	1.50		
富達基金 – 中國焦點基金 A 類別股份 - 累積 - 港元	LU0737861699	09/02/2012	1.50		
富達基金 – 中國焦點基金 A 類別股份 - C 每月派息(G) - 港元	LU2639601652	26/07/2023	1.50		
富達基金 – 中國焦點基金 A 類別股份 - C 每月派息(G) - 美元	LU2639601736	26/07/2023	1.50		
富達基金 – 中國焦點基金 A 類別股份 - 每月特色派息(G) - 美元	LU2639601819	26/07/2023	1.50		
富達基金 – 中國焦點基金 Y 類別股份 - 美元	LU0936576080	25/09/2013	0.80		
富達基金 – 中國焦點基金 Y 類別股份 - 英鎊	LU0457959939	26/10/2009	0.80		
富達基金 – 中國焦點基金 Y 類別股份 - 累積 - 歐元	LU0936575868	12/09/2013	0.80		
富達基金 – 中國焦點基金 C 類別股份 - 美元	LU0324709806	05/11/2007	1.50	1.00	
富達基金 – 中國焦點基金 Y 類別股份 - 累積 - 美元	LU0346390866	17/03/2008	0.80		
富達基金 – 中國高收益基金 A 類別股份 - 累積 - 美元	LU1313547462	30/11/2015	1.20		
富達基金 – 中國高收益基金 A 類別股份 - H 每月派息(G) - 澳元 (對沖)	LU1345482316	29/01/2016	1.20		1
富達基金 – 中國高收益基金 A 類別股份 - 每月特色派息(G) - 港元 (對沖)	LU1345481854	29/01/2016	1.20		1
富達基金 – 中國高收益基金 A 類別股份 - 每月特色派息(G) - 美元 (對沖)	LU1345481698	29/01/2016	1.20		1
富達基金 – 中國高收益基金 Y 類別股份 - 美元	LU1345482589	29/01/2016	0.70		
富達基金 – 中國創新基金 A 類別股份 - 累積 - 港元	LU0502904849	31/05/2010	1.50		
富達基金 – 中國創新基金 A 類別股份 - 美元	LU0455707207	23/11/2009	1.50		
富達基金 – 中國創新基金 I 類別股份 - 累積 - 美元	LU2242645005	10/03/2021	0.80		
富達基金 – 中國人民幣債券基金 A 類別股份 - 累積 - 美元	LU0740036214	07/05/2014	0.75		
富達基金 – 中國人民幣債券基金 A 類別股份 - 每月特色派息(G) - 美元	LU2308741235	24/03/2021	0.75		
富達基金 – 中國人民幣債券基金 A 類別股份 - 每月特色派息(G) - 港元	LU2345780907	28/07/2021	0.75		

* 1. 相關投資組合透視對沖; 2. 基金參考指數透視對沖; 3. 折算對沖; 4. 定製對沖。

股份類別名稱	ISIN 代碼	股份類別 推出日期	管理年費 率(%)	分銷年 費率(%)	對沖方法*
富達基金 – 中國人民幣債券基金 A 類別股份 - 每月特色派息(G) - 澳元	LU2345781038	28/07/2021	0.75		
富達基金 – 中國人民幣債券基金 A 類別股份 - 每月特色派息(G) - 人民幣	LU2308741151	24/03/2021	0.75		
富達基金 – 中國人民幣債券基金 A 類別股份 - C 每月派息(G) - 美元	LU2345781111	11/08/2021	0.75		
富達基金 – 中國人民幣債券基金 A 類別股份 - C 每月派息(G) - 港元	LU2345781202	11/08/2021	0.75		
富達基金 – 中國人民幣債券基金 A 類別股份 - C 每月派息(G) - 人民幣	LU2439728846	09/02/2022	0.75		
富達基金 – 中國人民幣債券基金 Y 類別股份 - 累積 - 美元	LU0740036727	07/05/2014	0.40		
富達基金 – 新興亞洲基金 A 類別股份 - 累積 - 歐元	LU0329678410	21/04/2008	1.50		
富達基金 – 新興亞洲基金 A 類別股份 - 累積 - 港元	LU0737861772	09/02/2012	1.50		
富達基金 – 新興亞洲基金 A 類別股份 - 累積 - 美元	LU0329678337	21/04/2008	1.50		
富達基金 – 新興亞洲基金 A 類別股份 - 歐元	LU0329678253	21/04/2008	1.50		
富達基金 – 新興亞洲基金 A 類別股份 - 美元	LU0329678170	21/04/2008	1.50		
富達基金 – 新興亞洲基金 Y 類別股份 - 累積 - 美元	LU0390711777	14/10/2008	0.80		
富達基金 – 新興「歐非中東」基金 A 類別股份 - 累積 - 歐元	LU0303816705	11/06/2007	1.50		
富達基金 – 新興「歐非中東」基金 A 類別股份 - 累積 - 美元	LU0303823156	11/06/2007	1.50		
富達基金 – 新興「歐非中東」基金 A 類別股份 - 歐元	LU0303816028	11/06/2007	1.50		
富達基金 – 新興「歐非中東」基金 A 類別股份 - 美元	LU0303821028	11/06/2007	1.50		
富達基金 – 新興「歐非中東」基金 Y 類別股份 - 累積 - 美元	LU0370788910	14/07/2008	0.80		
富達基金 – 新興市場企業債券基金 A 類別股份 - 累積 - 美元	LU0900495697	20/03/2013	1.20		
富達基金 – 新興市場企業債券基金 A 類別股份 - H 每月派息(G) - 澳元(對沖)	LU1284739635	15/09/2015	1.20		2
富達基金 – 新興市場企業債券基金 A 類別股份 - 每月特色派息(G) - 港元	LU1284739478	15/09/2015	1.20		
富達基金 – 新興市場企業債券基金 A 類別股份 - 每月特色派息(G) - 美元	LU1284738744	15/09/2015	1.20		
富達基金 – 新興市場企業債券基金 I 類別股份 - 美元	LU0900497123	20/03/2013	0.65		
富達基金 – 新興市場債券基金 A 類別股份 - 累積 - 歐元	LU0238205289	23/01/2006	1.20		
富達基金 – 新興市場債券基金 A 類別股份 - 累積 - 歐元(對沖)	LU0337572712	30/06/2010	1.20		2
富達基金 – 新興市場債券基金 A 類別股份 - 累積 - 美元	LU0238205958	23/01/2006	1.20		
富達基金 – 新興市場債券基金 A 類別股份 - 歐元	LU0238203821	23/01/2006	1.20		
富達基金 – 新興市場債券基金 A 類別股份 - 每月派息 - 澳元(對沖)	LU0963542070	18/09/2013	1.20		2
富達基金 – 新興市場債券基金 A 類別股份 - 每月派息 - 歐元	LU0238204472	23/01/2006	1.20		
富達基金 – 新興市場債券基金 A 類別股份 - 每月派息 - 美元	LU0238206170	23/01/2006	1.20		
富達基金 – 新興市場債券基金 A 類別股份 - 每月特色派息(G) - 美元	LU0937949310	18/06/2013	1.20		
富達基金 – 新興市場債券基金 A 類別股份 - 美元	LU0238205446	23/01/2006	1.20		
富達基金 – 新興市場債券基金 Y 類別股份 - 累積 - 美元	LU0238206337	23/01/2006	0.65		
富達基金 – 新興市場基金 A 類別股份 - 累積 - 美元	LU0261950470	25/09/2006	1.50		
富達基金 – 新興市場基金 A 類別股份 - 歐元	LU0307839646	23/07/2007	1.50		
富達基金 – 新興市場基金 A 類別股份 - 美元	LU0048575426	18/10/1993	1.50		
富達基金 – 新興市場基金 A 類別股份 - 美元(對沖)	LU1481012133	12/09/2016	1.50		2
富達基金 – 新興市場基金 Y 類別股份 - 累積 - 美元	LU0346390940	17/03/2008	0.80		
富達基金 – 歐元債券基金 A 類別股份 - 累積 - 歐元	LU0251130638	03/07/2006	0.75		
富達基金 – 歐元債券基金 A 類別股份 - 累積 - 美元(對沖)	LU1046421522	09/04/2014	0.75		2
富達基金 – 歐元債券基金 A 類別股份 - 歐元	LU0048579097	01/10/1990	0.75		
富達基金 – 歐元債券基金 A 類別股份 - 每月派息 - 歐元	LU0168050333	09/06/2003	0.75		
富達基金 – 歐元債券基金 Y 類別股份 - 歐元	LU0949332349	09/10/2013	0.40		
富達基金 – 歐元債券基金 Y 類別股份 - 累積 - 美元	LU1295424383	05/10/2015	0.40		
富達基金 – 歐元債券基金 Y 類別股份 - 累積 - 美元(對沖)	LU1261431172	07/08/2015	0.40		2
富達基金 – 歐元債券基金 Y 類別股份 - 累積 - 歐元	LU0346390197	17/03/2008	0.40		
富達基金 – 歐元現金基金 A 類別股份 - 累積 - 歐元	LU0261953490	25/09/2006	0.15		

* 1. 相關投資組合透視對沖; 2. 基金參考指數透視對沖; 3. 折算對沖; 4. 定製對沖。

股份類別名稱	ISIN 代碼	股份類別 推出日期	管理年費 率(%)	分銷年 費率(%)	對沖方法*
富達基金 – 歐元現金基金 A 類別股份 - 歐元	LU0064964074	20/09/1993	0.15		
富達基金 – 歐盟 50 指數基金 A 類別股份 - 累積 - 歐元	LU0261952682	25/09/2006	0.20		
富達基金 – 歐盟 50 指數基金 A 類別股份 - 歐元	LU0069450319	08/10/1996	0.20		
富達基金 – 歐洲股息基金 A 類別股份 - 累積 - 歐元	LU0353647737	02/11/2010	1.50		
富達基金 – 歐洲股息基金 A 類別股份 - 歐元	LU0353647653	02/11/2010	1.50		
富達基金 – 歐洲股息基金 A 類別股份 - H 每月派息(G) - 澳元 (對沖)	LU1046420805	09/04/2014	1.50		1
富達基金 – 歐洲股息基金 A 類別股份 - C 每月派息(G) - 歐元	LU1509826779	22/11/2016	1.50		
富達基金 – 歐洲股息基金 A 類別股份 - 每月特色派息(G) - 歐元	LU0857700040	03/12/2012	1.50		
富達基金 – 歐洲股息基金 A 類別股份 - 每月特色派息(G) - 港元 (對沖)	LU1119994140	16/10/2014	1.50		1
富達基金 – 歐洲股息基金 A 類別股份 - 每月特色派息(G) - 美元 (對沖)	LU0997587240	10/01/2014	1.50		1
富達基金 – 歐洲股息基金 Y 類別股份 - 累積 - 歐元	LU0353648032	02/11/2010	0.80		
富達基金 – 歐洲動力增長基金 A 類別股份 - 累積 - 歐元	LU0261959422	25/09/2006	1.50		
富達基金 – 歐洲動力增長基金 A 類別股份 - 累積 - 美元 (對沖)	LU0997586515	10/01/2014	1.50		1
富達基金 – 歐洲動力增長基金 A 類別股份 - 歐元	LU0119124781	15/01/2001	1.50		
富達基金 – 歐洲動力增長基金 Y 類別股份 - 累積 - 歐元	LU0318940003	22/10/2007	0.80		
富達基金 – 歐洲動力增長基金 Y 類別股份 - 歐元	LU0936577138	25/09/2013	0.80		
富達基金 – 歐洲增長基金 A 類別股份 - 累積 - 歐元	LU0296857971	02/05/2007	1.50		
富達基金 – 歐洲增長基金 A 類別股份 - 累積 - 美元 (對沖)	LU0997586606	10/01/2014	1.50		1
富達基金 – 歐洲增長基金 A 類別股份 - 歐元	LU0048578792	01/10/1990	1.50		
富達基金 – 歐洲增長基金 C 類別股份 - 歐元	LU0324710721	05/11/2007	1.50	1.00	
富達基金 – 歐洲增長基金 Y 類別股份 - 累積 - 歐元	LU0346388373	17/03/2008	0.80		
富達基金 – 歐洲高收益基金 A 類別股份 - 累積 - 歐元	LU0251130802	03/07/2006	1.00		
富達基金 – 歐洲高收益基金 A 類別股份 - 累積 - 美元 (對沖)	LU0621411155	18/05/2011	1.00		2
富達基金 – 歐洲高收益基金 A 類別股份 - 歐元	LU0110060430	26/06/2000	1.00		
富達基金 – 歐洲高收益基金 A 類別股份 - H 每月派息(G) - 澳元 (對沖)	LU1235294482	03/06/2015	1.00		2
富達基金 – 歐洲高收益基金 A 類別股份 - 每月派息 - 歐元	LU0168053600	09/06/2003	1.00		
富達基金 – 歐洲高收益基金 A 類別股份 - 每月派息 - 美元 (對沖)	LU0882574212	27/03/2013	1.00		2
富達基金 – 歐洲高收益基金 A 類別股份 - 每月特色派息(G) - 歐元	LU0937949070	18/06/2013	1.00		
富達基金 – 歐洲高收益基金 A 類別股份 - 每月特色派息(G) - 港元(對沖)	LU1046421365	09/04/2014	1.00		2
富達基金 – 歐洲高收益基金 A 類別股份 - 每月特色派息 - 歐元	LU0605515021	13/04/2011	1.00		
富達基金 – 歐洲高收益基金 Y 類別股份 - 累積 - 歐元	LU0346390270	17/03/2008	0.65		
富達基金 – 歐洲高收益基金 Y 類別股份 - 累積 - 美元 (對沖)	LU1207409209	01/04/2015	0.65		2
富達基金 – 歐洲大型公司基金 A 類別股份 - 累積 - 歐元	LU0251129549	03/07/2006	1.50		
富達基金 – 歐洲大型公司基金 A 類別股份 - 歐元	LU0119124278	16/09/2002	1.50		
富達基金 – 歐洲大型公司基金 Y 類別股份 - 歐元	LU0936577724	25/09/2013	0.80		
富達基金 – 歐洲多元收益基金 A 類別股份 - 累積 - 歐元	LU0261950553	25/09/2006	1.00		
富達基金 – 歐洲多元收益基金 A 類別股份 - 累積 - 美元 (對沖)	LU1046421449	09/04/2014	1.00		1
富達基金 – 歐洲多元收益基金 A 類別股份 - 歐元	LU0052588471	17/10/1994	1.00		
富達基金 – 歐洲多元收益基金 A 類別股份 - C 每月派息(G) - 歐元	LU1509826423	22/11/2016	1.00		
富達基金 – 歐洲多元收益基金 A 類別股份 - H 每月派息(G) - 港元(對沖)	LU2441057697	23/02/2022	1.00		1
富達基金 – 歐洲多元收益基金 A 類別股份 - H 每月派息(G) - 美元(對沖)	LU2441057770	23/02/2022	1.00		1
富達基金 – 歐洲多元收益基金 A 類別股份 - 每月特色派息(G) - 歐元	LU2439728689	09/02/2022	1.00		
富達基金 – 歐洲小型公司基金 A 類別股份 - 累積 - 歐元	LU0261951528	25/09/2006	1.50		
富達基金 – 歐洲小型公司基金 A 類別股份 - 累積 - 美元 (對沖)	LU0997586788	10/01/2014	1.50		1
富達基金 – 歐洲小型公司基金 A 類別股份 - 歐元	LU0061175625	01/12/1995	1.50		
富達基金 – 歐洲小型公司基金 Y 類別股份 - 累積 - 歐元	LU0346388456	17/03/2008	0.80		

* 1. 相關投資組合透視對沖; 2. 基金參考指數透視對沖; 3. 折算對沖; 4. 定製對沖。

股份類別名稱	ISIN 代碼	股份類別 推出日期	管理年費 率(%)	分銷年 費率(%)	對沖方法*
富達基金 – 富達目標™ 2020 基金 A 類別股份 - 美元	LU0147748072	10/05/2002	0.40 ¹		
富達基金 – 富達目標™ 2025 基金 A 類別股份 - 歐元	LU0215158840	16/05/2005	0.85		
富達基金 – 富達目標™ 2030 基金 A 類別股份 - 歐元	LU0215159145	16/05/2005	1.10		
富達基金 – 富達投研策略環球基金 A 類別股份 - 累積 - 歐元	LU0267387255	16/12/2019	1.50		
富達基金 – 富達投研策略環球基金 A 類別股份 - 美元	LU0267386448	16/12/2019	1.50		
富達基金 – 富達投研策略環球基金 Y 類別股份 - 累積 - 美元	LU1132649267	04/12/2014	0.80		
富達基金 – 靈活債券基金 A 類別股份 - 累積 - 英鎊	LU0261947765	25/09/2006	1.00		
富達基金 – 靈活債券基金 A 類別股份 - 英鎊	LU0048620586	12/11/1990	1.00		
富達基金 – 德國基金 A 類別股份 - 累積 - 歐元	LU0261948227	25/09/2006	1.50		
富達基金 – 德國基金 A 類別股份 - 累積 - 美元 (對沖)	LU1046421878	09/04/2014	1.50		1
富達基金 – 德國基金 A 類別股份 - 歐元	LU0048580004	01/10/1990	1.50		
富達基金 – 環球債券基金 A 類別股份 - 累積 - 美元	LU0261946288	25/09/2006	0.75		
富達基金 – 環球債券基金 A 類別股份 - 美元	LU0048582984	01/10/1990	0.75		
富達基金 – 環球股息基金 A 類別股份 - 累積 - 歐元 (對沖)	LU0605515377	30/01/2012	1.50		1
富達基金 – 環球股息基金 A 類別股份 - 累積 - 美元	LU0772969993	04/05/2012	1.50		
富達基金 – 環球股息基金 A 類別股份 - H 每月派息(G) - 澳元 (對沖)	LU1005136848	23/01/2014	1.50		1
富達基金 – 環球股息基金 A 類別股份 - H 每月派息(G) - 人民幣 (對沖)	LU1046421100	09/04/2014	1.50		1
富達基金 – 環球股息基金 A 類別股份 - C 每月派息(G) - 美元	LU1509826696	22/11/2016	1.50		
富達基金 – 環球股息基金 A 類別股份 - 每月特色派息(G) - 澳元 (對沖)	LU0982800491	28/10/2013	1.50		1
富達基金 – 環球股息基金 A 類別股份 - 每月特色派息(G) - 歐元	LU0731782826	30/01/2012	1.50		
富達基金 – 環球股息基金 A 類別股份 - 每月特色派息(G) - 港元	LU0742537680	10/05/2012	1.50		
富達基金 – 環球股息基金 A 類別股份 - 每月特色派息(G) - 港元 (對沖)	LU1481011671	12/09/2016	1.50		1
富達基金 – 環球股息基金 A 類別股份 - 每月特色派息(G) - 美元	LU0731783048	30/01/2012	1.50		
富達基金 – 環球股息基金 A 類別股份 - 每月特色派息(G) - 美元 (對沖)	LU1481011911	12/09/2016	1.50		1
富達基金 – 環球股息基金 Y 類別股份 - 累積 - 歐元 (對沖)	LU0605515880	30/01/2012	0.80		1
富達基金 – 環球股息基金 Y 類別股份 - 累積 - 美元	LU0605515963	30/01/2012	0.80		
富達基金 – 環球金融服務基金 A 類別股份 - 歐元	LU0114722498	01/09/2000	1.50		
富達基金 – 環球金融服務基金 A 類別股份 - 美元	LU0971096721	16/10/2013	1.50		
富達基金 – 環球金融服務基金 Y 類別股份 - 累積 - 歐元	LU0346388704	25/03/2008	0.80		
富達基金 – 環球焦點基金 A 類別股份 - 累積 - 歐元 (對沖)	LU1366332952	12/05/2016	1.50		1
富達基金 – 環球焦點基金 A 類別股份 - 累積 - 美元	LU1366333091	12/05/2016	1.50		
富達基金 – 環球焦點基金 A 類別股份 - 歐元	LU0157922724	14/01/2003	1.50		
富達基金 – 環球焦點基金 A 類別股份 - 美元	LU0157215616	14/01/2003	1.50		
富達基金 – 環球焦點基金 Y 類別股份 - 累積 - 美元	LU0370789058	14/07/2008	0.80		
富達基金 – 環球收益基金 A 類別股份 - 累積 - 美元	LU0882574303	09/04/2013	0.90		
富達基金 – 環球收益基金 A 類別股份 - H 每月派息(G) - 人民幣 (對沖)	LU2317111636	23/02/2022	0.90		2
富達基金 – 環球收益基金 A 類別股份 - H 每月派息(G) - 澳元 (對沖)	LU1816631466	09/05/2018	0.90		2
富達基金 – 環球收益基金 A 類別股份 - C 每月派息(G) - 港元	LU2788007412	10/04/2024	0.90		
富達基金 – 環球收益基金 A 類別股份 - C 每月派息(G) - 日圓 (對沖)	LU2868952123	28/08/2024	0.90		2
富達基金 – 環球收益基金 A 類別股份 - C 每月派息(G) - 美元	LU2156566916	22/04/2020	0.90		
富達基金 – 環球收益基金 A 類別股份 - 每月特色派息(G) - 港元 (對沖)	LU1481012216	12/09/2016	0.90		2
富達基金 – 環球收益基金 A 類別股份 - 每月特色派息(G) - 美元	LU0882574568	09/04/2013	0.90		
富達基金 – 環球收益基金 A 類別股份 - 每月特色派息(G) - 美元 (對沖)	LU0997587323	10/01/2014	0.90		2
富達基金 – 環球工業基金 A 類別股份 - 歐元	LU0114722902	01/09/2000	1.50		

¹ 就該股份類別而言，將收取最高0.30%的資產調配費。

* 1. 相關投資組合透視對沖； 2. 基金參考指數透視對沖； 3. 折算對沖； 4. 定製對沖。

股份類別名稱	ISIN 代碼	股份類別 推出日期	管理年費 率(%)	分銷年 費率(%)	對沖方法*
富達基金 – 環球工業基金 A 類別股份 - 累積 - 美元	LU2701599156	25/10/2023	1.50		
富達基金 – 環球工業基金 Y 類別股份 - 累積 - 歐元	LU0346389181	25/03/2008	0.80		
富達基金 – 環球通脹連繫債券基金 A 類別股份 - 累積 - 歐元 (對沖)	LU0353649279	29/05/2008	0.50		2
富達基金 – 環球通脹連繫債券基金 A 類別股份 - 累積 - 美元	LU0353648891	29/05/2008	0.50		
富達基金 – 環球通脹連繫債券基金 Y 類別股份 - 累積 - 歐元 (對沖)	LU0353649436	29/05/2008	0.30		2
富達基金 – 環球通脹連繫債券基金 Y 類別股份 - 英鎊 (對沖)	LU0393653919	14/10/2008	0.30		2
富達基金 – 環球多元動力基金 A 類別股份 - 美元	LU0080751232	31/12/1997	1.25		
富達基金 – 環球多元動力基金 A 類別股份 - 累積 - 港元	LU2242650005	28/04/2021	1.25		
富達基金 – 環球多元動力基金 I 類別股份 - 累積 - 美元	LU2242650187	28/04/2021	0.63		
富達基金 – 環球多元收益基金 A 類別股份 - 累積 - 歐元 (對沖)	LU0987487336	11/11/2013	1.25		1
富達基金 – 環球多元收益基金 A 類別股份 - 累積 - 港元	LU0905234067	27/03/2013	1.25		
富達基金 – 環球多元收益基金 A 類別股份 - 累積 - 美元	LU0905233846	27/03/2013	1.25		
富達基金 – 環球多元收益基金 A 類別股份 - H 每月派息(G) - 澳元 (對沖)	LU1046420987	09/04/2014	1.25		1
富達基金 – 環球多元收益基金 A 類別股份 - C 每月派息(G) - 美元	LU1883993989	12/12/2018	1.25		
富達基金 – 環球多元收益基金 A 類別股份 - 每月特色派息(G) - 澳元(對沖)	LU0982800228	28/10/2013	1.25		1
富達基金 – 環球多元收益基金 A 類別股份 - 每月特色派息(G) - 港元	LU0905234497	27/03/2013	1.25		
富達基金 – 環球多元收益基金 A 類別股份 - 每月特色派息(G) - 美元	LU0905234141	27/03/2013	1.25		
富達基金 – 環球短期債券基金 A 類別股份 - 累積 - 歐元	LU0766124712	14/05/2012	0.75		
富達基金 – 環球短期債券基金 A 類別股份 - 累積 - 美元	LU0390710027	25/11/2008	0.75		
富達基金 – 環球短期債券基金 A 類別股份 - C 每月派息(G) - 歐元	LU2553061974	23/11/2022	0.75		
富達基金 – 環球短期債券基金 A 類別股份 - C 每月派息(G) - 英鎊	LU2553062196	23/11/2022	0.75		
富達基金 – 環球短期債券基金 A 類別股份 - C 每月派息(G) - 港元	LU2553061545	23/11/2022	0.75		
富達基金 – 環球短期債券基金 A 類別股份 - C 每月派息(G) - 美元	LU2553061461	23/11/2022	0.75		
富達基金 – 環球短期債券基金 A 類別股份 - 每月派息 - 美元	LU0390710613	25/11/2008	0.75		
富達基金 – 環球科技基金 A 類別股份 - 歐元	LU0099574567	01/09/1999	1.50		
富達基金 – 環球科技基金 A 類別股份 - 英鎊	LU0116926998	08/09/2000	1.50		
富達基金 – 環球科技基金 A 類別股份 - 累積 - 美元	LU1046421795	09/04/2014	1.50		
富達基金 – 環球科技基金 A 類別股份 - 累積 - 美元 (對沖)	LU1235294995	03/06/2015	1.50		1
富達基金 – 環球科技基金 A 類別股份 - 累積 - 歐元	LU1213836080	16/04/2015	1.50		
富達基金 – 環球科技基金 A 類別股份 - 累積 - 歐元 (對沖)	LU1841614867	11/07/2018	1.50		1
富達基金 – 環球科技基金 A 類別股份 - 累積 - 人民幣 (對沖)	LU2713343114	13/12/2023	1.50		1
富達基金 – 環球科技基金 Y 類別股份 - 歐元	LU0936579340	12/09/2013	0.80		
富達基金 – 環球科技基金 Y 類別股份 - 累積 - 美元	LU1560650563	23/02/2017	0.80		
富達基金 – 環球科技基金 Y 類別股份 - 累積 - 歐元	LU0346389348	17/03/2008	0.80		
富達基金 – 環球科技基金 Y 類別股份 - 累積 - 歐元 (對沖)	LU1482751903	15/09/2016	0.80		1
富達基金 – 環球主題機遇基金 A 類別股份 - 累積 - 美元	LU0251132253	03/07/2006	1.50		
富達基金 – 環球主題機遇基金 A 類別股份 - 累積 - 港元	LU2242649171	14/04/2021	1.50		
富達基金 – 環球主題機遇基金 A 類別股份 - 歐元	LU0069451390	16/02/2004	1.50		
富達基金 – 環球主題機遇基金 A 類別股份 - 美元	LU0048584097	31/12/1991	1.50		
富達基金 – 環球主題機遇基金 Y 類別股份 - 累積 - 美元	LU0370789132	14/07/2008	0.80		
富達基金 – 環球主題機遇基金 I 類別股份 - 累積 - 美元	LU2242649338	14/04/2021	0.80		
富達基金 – 大中華基金 A 類別股份 - 美元	LU0048580855	01/10/1990	1.50		
富達基金 – 大中華基金 Y 類別股份 - 累積 - 美元	LU0346391161	25/03/2008	0.80		
富達基金 – 西班牙/葡萄牙基金 A 類別股份 - 累積 - 歐元	LU0261948904	25/09/2006	1.50		
富達基金 – 西班牙/葡萄牙基金 A 類別股份 - 歐元	LU0048581077	01/10/1990	1.50		
富達基金 – 印度焦點基金 A 類別股份 - 歐元	LU0197230542	23/08/2004	1.50		

* 1. 相關投資組合透視對沖; 2. 基金參考指數透視對沖; 3. 折算對沖; 4. 定製對沖。

股份類別名稱	ISIN 代碼	股份類別 推出日期	管理年費 率(%)	分銷年 費率(%)	對沖方法*
富達基金 – 印度焦點基金 A 類別股份 - 英鎊	LU0197230971	23/08/2004	1.50		
富達基金 – 印度焦點基金 A 類別股份 - 美元	LU0197229882	23/08/2004	1.50		
富達基金 – 印度焦點基金 A 類別股份 - 累積 - 美元	LU1805238398	11/04/2018	1.50		
富達基金 – 印度焦點基金 Y 類別股份 - 累積 - 美元	LU0346391245	17/03/2008	0.80		
富達基金 – 印尼基金 A 類別股份 - 美元	LU0055114457	05/12/1994	1.50		
富達基金 – 機構性新興市場基金 I 類別股份 - 累積 - 美元	LU0261963887	14/08/2006	0.80		
富達基金 – 意大利基金 A 類別股份 - 歐元	LU0048584766	01/10/1990	1.50		
富達基金 – 日本增長基金 I 類別股份 - 累積 - 日圓	LU0261965585	14/08/2006	0.80		
富達基金 – 日本價值型基金 A 類別股份 - 累積 - 日圓	LU0413544379	18/09/2009	1.50		
富達基金 – 日本價值型基金 A 類別股份 - 累積 - 美元 (對沖)	LU0997587083	10/01/2014	1.50		1
富達基金 – 日本價值型基金 A 類別股份 - 歐元 (對沖)	LU0611489658	28/03/2011	1.50		1
富達基金 – 日本價值型基金 A 類別股份 - 日圓	LU0161332480	30/01/2003	1.50		
富達基金 – 日本價值型基金 A 類別股份 - C 每月派息(G) - 日圓	LU2788007339	10/04/2024	1.50		
富達基金 – 日本價值型基金 A 類別股份 - C 每月派息(G) - 美元 (對沖)	LU2788007255	10/04/2024	1.50		1
富達基金 – 日本價值型基金 Y 類別股份 - 累積 - 日圓	LU0370789561	14/07/2008	0.80		
富達基金 – 拉丁美洲基金 A 類別股份 - 美元	LU0050427557	09/05/1994	1.50		
富達基金 – 拉丁美洲基金 Y 類別股份 - 累積 - 美元	LU0346391674	25/03/2008	0.80		
富達基金 – 北歐基金 A 類別股份 - 累積 - 瑞典克朗	LU0261949381	25/09/2006	1.50		
富達基金 – 北歐基金 A 類別股份 - 累積 - 美元 (對沖)	LU0997586861	10/01/2014	1.50		1
富達基金 – 北歐基金 A 類別股份 - 瑞典克朗	LU0048588080	01/10/1990	1.50		
富達基金 – 北歐基金 Y 類別股份 - 累積 - 瑞典克朗	LU0346392995	25/03/2008	0.80		
富達基金 – 太平洋基金 A 類別股份 - 累積 - 歐元	LU0368678339	02/06/2008	1.50		
富達基金 – 太平洋基金 A 類別股份 - 美元	LU0049112450	10/01/1994	1.50		
富達基金 – 太平洋基金 A 類別股份 - 美元 (對沖)	LU1235295612	03/06/2015	1.50		1
富達基金 – 太平洋基金 Y 類別股份 - 累積 - 美元	LU0346391831	17/03/2008	0.80		
富達基金 – 可持續發展亞洲股票基金 A 類別股份 - 累積 - 歐元	LU0261946445	25/09/2006	1.50		
富達基金 – 可持續發展亞洲股票基金 A 類別股份 - 累積 - 美元	LU0261947096	25/09/2006	1.50		
富達基金 – 可持續發展亞洲股票基金 A 類別股份 - 歐元	LU0069452877	16/02/2004	1.50		
富達基金 – 可持續發展亞洲股票基金 A 類別股份 - 美元	LU0048597586	01/10/1990	1.50		
富達基金 – 可持續發展亞洲股票基金 A 類別股份 - C 每月派息(G) - 港元	LU2458285785	13/04/2022	1.50		
富達基金 – 可持續發展亞洲股票基金 A 類別股份 - C 每月派息(G) - 美元	LU2458285603	13/04/2022	1.50		
富達基金 – 可持續發展亞洲股票基金 C 類別股份 - 美元	LU0324710481	05/11/2007	1.50	1.00	
富達基金 – 可持續發展亞洲股票基金 Y 類別股份 - 累積 - 美元	LU0318941159	22/10/2007	0.80		
富達基金 – 可持續發展消費品牌基金 A 類別股份 - 累積 - 港元	LU2347768272	27/10/2021	1.50		
富達基金 – 可持續發展消費品牌基金 A 類別股份 - 累積 - 美元	LU0882574139	27/03/2013	1.50		
富達基金 – 可持續發展消費品牌基金 A 類別股份 - 歐元	LU0114721508	01/09/2000	1.50		
富達基金 – 可持續發展消費品牌基金 Y 類別股份 - 累積 - 歐元	LU0346388613	25/03/2008	0.80		
富達基金 – 可持續發展人口趨勢基金 A 類別股份 - 累積 - 美元	LU0528227936	14/03/2012	1.50		
富達基金 – 可持續發展新興市場股票基金 A 類別股份 - 累積 - 美元	LU1102505929	29/09/2014	1.50		
富達基金 – 可持續發展新興市場股票基金 A 類別股份 - 歐元	LU1102505689	29/09/2014	1.50		
富達基金 – 可持續發展新興市場股票基金 A 類別股份 - 美元	LU1102505762	29/09/2014	1.50		
富達基金 – 可持續發展新興市場股票基金 I 類別股份 - 累積 - 美元	LU1102506067	29/09/2014	0.80		
富達基金 – 可持續發展歐洲股票基金 A 類別股份 - 累積 - 歐元	LU0251128657	03/07/2006	1.50		
富達基金 – 可持續發展歐洲股票基金 A 類別股份 - 累積 - 美元 (對沖)	LU0997586432	10/01/2014	1.50		1
富達基金 – 可持續發展歐洲股票基金 A 類別股份 - 歐元	LU0088814487	30/09/1998	1.50		

* 1. 相關投資組合透視對沖; 2. 基金參考指數透視對沖; 3. 折算對沖; 4. 定製對沖。

股份類別名稱	ISIN 代碼	股份類別 推出日期	管理年費 率(%)	分銷年 費率(%)	對沖方法*
富達基金 – 可持續發展歐元區股票基金 A 類別股份 - 歐元	LU2219351876	10/02/2021	1.50		
富達基金 – 可持續發展歐元區股票基金 A 類別股份 - 累積 - 歐元	LU0238202427	12/12/2005	1.50		
富達基金 – 可持續發展未來通訊基金 A 類別股份 - 累積 - 歐元	LU1881514001	11/12/2018	1.50		
富達基金 – 可持續發展未來通訊基金 A 類別股份 - 累積 - 歐元 (對沖)	LU2291806813	29/01/2021	1.50		1
富達基金 – 可持續發展未來通訊基金 A 類別股份 - 累積 - 美元	LU2247934214	28/10/2020	1.50		
富達基金 – 可持續發展環球股息優勢基金 A 類別股份 - 美元	LU2242652126	12/05/2021	1.50		
富達基金 – 可持續發展環球股息優勢基金 A 類別股份 - 累積 - 美元	LU2242646235	09/06/2021	1.50		
富達基金 – 可持續發展環球股息優勢基金 A 類別股份 - 累積 - 歐元	LU0261951957	25/09/2006	1.50		
富達基金 – 可持續發展環球股息優勢基金 A 類別股份 - 歐元	LU0099575291	01/09/1999	1.50		
富達基金 – 可持續發展環球股息優勢基金 A 類別股份 - C 每月派息(G) - 美元	LU2401740654	10/11/2021	1.50		
富達基金 – 可持續發展環球股息優勢基金 A 類別股份 - C 每月派息(G) - 美元(對沖)	LU2780021791	26/06/2024	1.50		1
富達基金 – 可持續發展環球股息優勢基金 A 類別股份 - C 每月派息(G) - 港元	LU2439728762	09/02/2022	1.50		
富達基金 – 可持續發展環球股息優勢基金 A 類別股份 - H 每月派息(G) - 人民幣(對沖)	LU2441057853	23/02/2022	1.50		1
富達基金 – 可持續發展環球股息優勢基金 A 類別股份 - 每月特色派息(G) - 澳元 (對沖)	LU1920062871	12/12/2018	1.50		1
富達基金 – 可持續發展環球股息優勢基金 A 類別股份 - 每月特色派息(G) - 港元	LU2242646748	26/05/2021	1.50		
富達基金 – 可持續發展環球股息優勢基金 A 類別股份 - 每月特色派息(G) - 港元 (對沖)	LU1920062954	12/12/2018	1.50		1
富達基金 – 可持續發展環球股息優勢基金 A 類別股份 - 每月特色派息(G) - 美元	LU2401740738	10/11/2021	1.50		
富達基金 – 可持續發展環球股息優勢基金 A 類別股份 - 每月特色派息(G) - 美元 (對沖)	LU1920063259	12/12/2018	1.50		1
富達基金 – 可持續發展健康護理基金 A 類別股份 - 累積 - 歐元	LU0261952419	25/09/2006	1.50		
富達基金 – 可持續發展健康護理基金 A 類別股份 - 累積 - 美元	LU0882574055	27/03/2013	1.50		
富達基金 – 可持續發展健康護理基金 A 類別股份 - 歐元	LU0114720955	01/09/2000	1.50		
富達基金 – 可持續發展健康護理基金 Y 類別股份 - 累積 - 歐元	LU0346388969	25/03/2008	0.80		
富達基金 – 可持續發展日本股票基金 A 類別股份 - 累積 - 美元 (對沖)	LU0997586945	10/01/2014	1.50		2
富達基金 – 可持續發展日本股票基金 A 類別股份 - 日圓	LU0048585144	01/10/1990	1.50		
富達基金 – 可持續發展日本股票基金 Y 類別股份 - 累積 - 日圓	LU0318940771	22/10/2007	0.80		
富達基金 – 可持續發展多元收益基金 A 類別股份 - 美元	LU0138981039	20/11/2001	1.25		
富達基金 – 可持續發展多元收益基金 Y 類別股份 - 累積 - 美元	LU0346392219	17/03/2008	0.70		
富達基金 – 可持續發展美國股票基金 A 類別股份 - 美元	LU0187121727	01/03/2004	1.50		
富達基金 – 可持續發展美國股票基金 A 類別股份 - 累積 - 美元	LU2244417387	11/08/2021	1.50		
富達基金 – 策略債券基金 A 類別股份 - 累積 - 歐元 (對沖)	LU0594300682	08/03/2011	1.00		2
富達基金 – 策略債券基金 A 類別股份 - 累積 - 美元	LU0594300849	08/03/2011	1.00		
富達基金 – 策略債券基金 A 類別股份 - 歐元 (對沖)	LU0594301060	08/03/2011	1.00		2
富達基金 – 策略債券基金 Y 類別股份 - 累積 - 歐元 (對沖)	LU0594301144	08/03/2011	0.50		2
富達基金 – 可持續發展水資源及環保處理基金 A 類別股份 - 累積 - 美元	LU1892829315	07/11/2018	1.50		
富達基金 – 瑞士基金 A 類別股份 - 累積 - 瑞士法郎	LU0261951288	25/09/2006	1.50		
富達基金 – 瑞士基金 A 類別股份 - 瑞士法郎	LU0054754816	13/02/1995	1.50		
富達基金 – 泰國基金 A 類別股份 - 美元	LU0048621477	01/10/1990	1.50		
富達基金 – 英國特別機會基金 A 類別股份 - 英鎊	LU2219351520	10/02/2021	1.50		
富達基金 – 英國特別機會基金 A 類別股份 - 累積 - 歐元	LU2050860480	11/09/2019	1.50		

* 1. 相關投資組合透視對沖; 2. 基金參考指數透視對沖; 3. 折算對沖; 4. 定製對沖。

股份類別名稱	ISIN 代碼	股份類別 推出日期	管理年費 率(%)	分銷年 費率(%)	對沖方法*
富達基金 – 美元債券基金 A 類別股份 - 累積 - 人民幣 (對沖)	LU2616044934	10/05/2023	0.75		2
富達基金 – 美元債券基金 A 類別股份 - 累積 - 美元	LU0261947682	25/09/2006	0.75		
富達基金 – 美元債券基金 A 類別股份 - C 每月派息(G) - 澳元 (對沖)	LU2730164147	24/01/2024	0.75		2
富達基金 – 美元債券基金 A 類別股份 - C 每月派息(G) - 歐元 (對沖)	LU2730164063	10/01/2024	0.75		2
富達基金 – 美元債券基金 A 類別股份 - C 每月派息(G) - 英鎊(對沖)	LU2730163925	10/01/2024	0.75		2
富達基金 – 美元債券基金 A 類別股份 - C 每月派息(G) - 港元	LU2231582003	23/09/2020	0.75		
富達基金 – 美元債券基金 A 類別股份 - C 每月派息(G) - 日圓 (對沖)	LU2731966094	10/01/2024	0.75		2
富達基金 – 美元債券基金 A 類別股份 - C 每月派息(G) - 人民幣 (對沖)	LU2616044850	10/05/2023	0.75		2
富達基金 – 美元債券基金 A 類別股份 - C 每月派息(G) - 美元	LU2231581880	23/09/2020	0.75		
富達基金 – 美元債券基金 A 類別股份 - 每月派息 - 美元	LU0168055563	09/06/2003	0.75		
富達基金 – 美元債券基金 A 類別股份 - 美元	LU0048622798	12/11/1990	0.75		
富達基金 – 美元債券基金 Y 類別股份 - 累積 - 美元	LU0346392482	17/03/2008	0.40		
富達基金 – 美元現金基金 A 類別股份 - 累積 - 港元	LU1986416003	12/06/2019	0.15		
富達基金 – 美元現金基金 A 類別股份 - 累積 - 美元	LU0261952922	25/09/2006	0.15		
富達基金 – 美元現金基金 A 類別股份 - 美元	LU0064963852	20/09/1993	0.15		
富達基金 – 美元現金基金 A 類別股份 - 每月特色派息(G) - 港元	LU2639601900	26/07/2023	0.15		
富達基金 – 美元現金基金 A 類別股份 - 每月特色派息(G) - 美元	LU2639602031	26/07/2023	0.15		
富達基金 – 美元高收益基金 A 類別股份 - 累積 - 歐元	LU0261953904	25/09/2006	1.00		
富達基金 – 美元高收益基金 A 類別股份 - 累積 - 歐元 (對沖)	LU0337581549	18/05/2011	1.00		2
富達基金 – 美元高收益基金 A 類別股份 - 累積 - 美元	LU0605520377	06/04/2011	1.00		
富達基金 – 美元高收益基金 A 類別股份 - C 每月派息(G) - 日圓 (對沖)	LU2868952396	28/08/2024	1.00		2
富達基金 – 美元高收益基金 A 類別股份 - C 每月派息(G) - 人民幣 (對沖)	LU2780022179	10/04/2024	1.00		2
富達基金 – 美元高收益基金 A 類別股份 - 每月派息 - 澳元 (對沖)	LU0963542310	18/09/2013	1.00		2
富達基金 – 美元高收益基金 A 類別股份 - 每月派息 - 美元	LU0168057262	09/06/2003	1.00		
富達基金 – 美元高收益基金 A 類別股份 - C 每月派息(G) - 美元	LU2099030673	15/01/2020	1.00		
富達基金 – 美元高收益基金 A 類別股份 - 每月特色派息(G) - 美元	LU0937948932	18/06/2013	1.00		
富達基金 – 美元高收益基金 A 類別股份 - 每月特色派息 - 港元	LU0532245395	18/08/2010	1.00		
富達基金 – 美元高收益基金 A 類別股份 - 每月特色派息 - 美元	LU0532245122	18/08/2010	1.00		
富達基金 – 美元高收益基金 A 類別股份 - 美元	LU0132282301	05/09/2001	1.00		
富達基金 – 美元高收益基金 I 類別股份 - 每月派息 - 美元	LU1235295703	03/06/2015	0.65		
富達基金 – 美元高收益基金 Y 類別股份 - 累積 - 美元	LU0370788753	02/07/2008	0.65		
富達基金 – 世界基金 A 類別股份 - 累積 - 港元	LU1119994496	16/10/2014	1.50		
富達基金 – 世界基金 A 類別股份 - 累積 - 美元	LU1084165304	17/07/2014	1.50		
富達基金 – 世界基金 A 類別股份 - 歐元	LU0069449576	06/09/1996	1.50		
富達基金 – 世界基金 Y 類別股份 - 累積 - 美元	LU1084165486	17/07/2014	0.80		

* 1. 相關投資組合透視對沖; 2. 基金參考指數透視對沖; 3. 折算對沖; 4. 定製對沖。

富達基金

一間盧森堡可變資本
投資公司 (SICAV)

認購章程摘錄 | 2024年8月

[fidelityinternational.com](https://www.fidelityinternational.com)

目錄

致潛在投資者	4	亞太機遇基金	41
基金說明	5	亞洲小型公司基金	42
股票	7	亞洲特別機會基金	43
環球股票	7	日本增長基金	44
富達投研策略環球基金	7	日本價值型基金	45
環球股息基金	8	太平洋基金	46
環球金融服務基金	9	可持續發展亞洲股票基金	47
環球焦點基金	10	可持續發展日本股票基金	48
環球工業基金	11	中國股票	49
環球科技基金	12	中國消費動力基金	49
環球主題機遇基金	13	中國焦點基金	50
可持續發展消費品牌基金	14	中國創新基金	51
可持續發展人口趨勢基金	15	大中華基金	52
可持續發展未來通訊基金	16	新興市場股票	53
可持續發展環球股息優勢基金	17	新興亞洲基金	53
可持續發展健康護理基金	18	新興「歐非中東」基金	54
可持續發展水資源及環保處理基金	19	新興市場基金	55
世界基金	20	機構性新興市場基金	56
美國股票	21	印度焦點基金	57
美國基金	21	印尼基金	58
美國增長基金	22	拉丁美洲基金	59
可持續發展美國股票基金	23	可持續發展新興市場股票基金	60
歐洲股票	24	泰國基金	61
歐洲股息基金	24	債券	62
歐洲動力增長基金	25	環球債券	62
歐洲增長基金	26	靈活債券基金	62
歐洲大型公司基金	27	環球債券基金	63
歐盟 50 指數基金	28	環球收益基金	64
歐洲小型公司基金	29	環球通脹連繫債券基金	65
德國基金	30	環球短期債券基金	66
西班牙 / 葡萄牙基金	31	策略債券基金	67
意大利基金	32	美國債券	68
北歐基金	33	美元債券基金	68
可持續發展歐洲股票基金	34	美元高收益基金	69
可持續發展歐元區股票基金	35	歐洲債券	70
瑞士基金	36	歐元債券基金	70
英國特別機會基金	37	歐洲高收益基金	71
亞洲 / 亞太區股票	38	亞洲 / 亞太區債券	72
東協基金	38	亞洲債券基金	72
澳洲多元化股票基金	39	亞洲高收益基金	73
亞太股息基金	40	亞太策略收益基金	74

中國高收益基金	75	富達目標™ 2030 基金	85
中國人民幣債券基金	76	歐元現金基金	86
新興市場債券	77	美元現金基金	87
新興市場企業債券基金	77	可持續發展投資和 ESG 整合	88
新興市場債券基金	78	毛里求斯附屬公司	91
多元資產	79	基準政策	92
多元收益	79	信貸政策	93
歐洲多元收益基金	79	風險描述	94
環球多元收益基金	80	一般投資權力及限制	99
可持續發展多元收益基金	81	投資基金	111
多元靈活	82	管理及管治	123
環球多元動力基金	82	本 SICAV	123
目標日期基金	83	本管理公司	125
富達目標™ 2020 基金	83		
富達目標™ 2025 基金	84		

致潛在投資者

所有投資皆有風險

就本組基金而言，與大多數投資一樣，未來表現可能不同於過往表現。概不保證其中任何基金將實現其目標或達到任何特定的表現水平。

基金投資並非銀行存款。您投資的價值可能會有漲跌，可能會損失部份或全部的投入資金。收益水平（以收益率或絕對值計）亦會有升降。本認購章程中的任何基金均非完整的投資計劃，而且並非所有基金均適合所有投資者。

投資任何基金之前，您應該瞭解其風險、成本及投資條款，以及這些特徵與自身財務狀況及風險承受能力的吻合程度。

作為潛在投資者，您有責任瞭解並遵守所有適用的法律法規，包括任何外匯限制，並注意潛在的稅務影響（對此，本SICAV於任何情況下都不予負責）。我們建議您在投資前諮詢投資顧問、法律顧問和稅務顧問。本文件中的任何內容均不宜視為任何類型的專業建議。

基金證券貨幣、基金基本貨幣或股份類別貨幣與您的本國貨幣之間的任何差異皆可能使您面臨貨幣風險。若您的本國貨幣與您的股份類別貨幣不同，您作為投資者所獲的表現可能與股份類別的表現大不相同。

誰可投資本組基金

分發本認購章程、發售相關股份或投資相關股份，僅於相關股份獲登記作公開銷售或當地法律法規不禁止銷售的司法管轄區方屬合法。本認購章程或與本SICAV有關的任何其他文件均非於法律有相關禁止的任何司法管轄區或由不具備相關資格的人士向任何投資者提出的要約或招攬。

相關股份和本SICAV均未在美國證券交易委員會或任何其他美國實體（聯邦或其他）或加拿大的任何省份或領地司法管轄區註冊。因此，除非本管理公司確信，銷售不會構成對美國或加拿大證券法的違反，否則相關股份不會在美國或加拿大出售，也不會向美國人士或加拿大居民提供，或令美國人士或加拿大居民受益。

若需瞭解更多關於持股限制的資訊，請聯絡我們（見下文）。

可依賴哪些資訊

決定是否投資某一基金時，您應檢視（並完整閱讀）最新認購章程，以及相關的關鍵資訊文件（KID）及最新的財務報告，所有前述文件均被視為本認購章程的構成部份。所有前述文件均可在 [fidelityinternational.com](https://www.fidelityinternational.com) 網上查閱。透過認購本組基金中任一基金的股份，您即被視為接受上述文件所載的條款。

所有前述文件一起構成關於本組基金及本SICAV的唯一獲批准資訊。提供任何其他資訊或陳述的任何人士，或根據前述資訊或陳述作出投資決定的任何人士，均未獲授權，並由他們完全自行承擔風險。本認購章程或任何有關本SICAV或本組基金的文件中的資訊，自發佈日期以來可能已有變更。除本管理公司或保管機構另有決定，若本認購章程、公司組織章程或財務報告的譯文存在任何不一致之處，除因需要遵守當地法規或指令而產生的差異外，將以英文版本為準。

聯絡本公司

FIL INVESTMENT MANAGEMENT (LUXEMBOURG) S.A.

2a Rue Albert Borschette, BP 2174

L-1246 Luxembourg

[fidelityinternational.com](https://www.fidelityinternational.com)

基金說明

本認購章程所描述的所有基金都屬於本SICAV的構成部份，即以傘子基金結構運作。本SICAV的設立旨在讓投資者能夠透過一系列基金享有專業投資管理，每隻基金都採取自己的投資方法，同時提供高流動性基金份額並做到合理的風險分散。

根據法律，每隻基金均獲准按「一般投資權力及限制」一節所述進行投資，並同等需要遵守該節所述的限制。

然而，每隻基金亦有自己的投資政策，並且其政策通常比法律規定者要窄。於一定限度內，基金可以使用其投資政策未載述的投資及技術，惟需遵守法律法規，並符合投資組合的投資目標。

各基金亦可暫時偏離其投資政策以應對不尋常的市況或不可預測的重大事件。對各基金具體投資目標、主要投資，以及其他關鍵特徵的描述自下一頁開始。

本管理公司全面負責本SICAV的業務運作和投資活動，包括所有基金的投資活動。本管理公司可將其部份職能委託給各種服務供應商，如投資管理、分銷與集中行政管理。本管理公司保留監督批准權與對其受託機構的控制權。

關於本SICAV、本管理公司以及服務供應商的更多資訊，請見本認購章程最後一節「管理及管治」。

關於您可能需要支付的與您投資有關的費用與開支的資訊，請見：

- 買入、轉換和賣出大部份股份的最高費用：本節。
- 從您的投資中扣除的年費：本節。
- 近期實際開支：適用的KID或本SICAV的最新股東報告。
- 貨幣兌換、銀行交易以及投資建議的收費：您的財務顧問、過戶代理、分銷商或其他服務供應商（視適用情況）。

具有特定涵義的術語

以下術語於本認購章程中具有以下涵義。

2010年法例 2010年12月17日關於集體投資計劃的盧森堡法例，經修訂。

組織章程 指本SICAV的公司組織章程。

第8條產品 在SFDR中，指推動環境及/或社會特徵的基金。

第9條產品 在SFDR中，指以可持續發展投資為目標的基金。

資產 就基金資產而言，指一隻基金的總淨資產。

基本貨幣 一隻基金用於資金核算和主要淨資產價值簿記的貨幣。

未達投資級別（高收益）證券 應指獲 Standard & Poor's 給予 BB+ 或以下評級或國際公認評級機構給予相若評級（若評級不一致時，以最高兩個信貸評級中的較低者為準）的證券。

董事會 本SICAV的董事會。

債券 任何類型的債務或與債務有關的證券。

營業日 相關司法管轄區的銀行正常營業的日子。

關連人士 任一投資顧問、投資經理、保管機構或任一分銷商之「關連人士」指：

- 任何直接或間接實益擁有該公司普通股本 20%或以上的人士，或能夠直接或間接行使該公司全部表決權 20%或以上的人士；
- 由符合前述(a)項所列其中一個或全部兩個條件的人士所控制的任何人士；
- 20%或以上普通股股本由任何投資顧問、投資經理或股份分銷商直接或間接共同實益擁有的任何公司；及全部表決權的 20%或以上可直接或間接被該投資顧問、投資經理或股份分銷商共同行使的任何公司；及
- 任何投資顧問、投資經理或股份分銷商或前述(a)、(b)或(c)項所定義之該公司的任何「關連人士」之任何董事或高級人員。

受壓證券 企業、主權國家或實體發行的、處於違約或高違約風險的證券。

分銷商 本認購章程指定的一間 FIL 集團公司，可以透過該公司購買、出售或轉換本基金的股份。

有效率的投資組合管理 指符合以下準則的技術和工具：

- 在兌現成本效益方面是具有經濟上的合適性；
- 達到下列一個或多個目的：
 - 降低風險
 - 降低成本；
 - 為本組基金製造額外資本或收益（風險水平須與基金的風險類別及基金的風險分散規則一致）；
- 其風險由本基金的風險管理程序所適當辨識

新興市場 一般獲世界銀行、聯合國或其他權威機構定義為新興或發展中經濟體，或被納入 MSCI Emerging Markets 指數或其他可比指數。

ESG 環境、社會和管治。

ESG 特徵 根據富達的評估、專有的 ESG 評級及/或第三方資料所表明的 ESG 特徵。

股票 包括股票及股票掛鉤工具。

FIL 集團或 Fidelity International Ltd (FIL)及其聯屬公司。

財務報告 本SICAV的年度報告，以及自最近一次年度報告後發佈的任何半年度報告。

FIRST 英文版中「FIRST」一詞代表「Fidelity Research Strategy（富達投研策略）」。若基金的名稱包含「富達投研策略」一詞，即代表該基金採用「富達投研策略」投資流程。「富達投研策略」投資流程運用量化分析方法，以取得投資經理的研究分析師所作出最具信心（即最為看好）的投資意念，同時致力維持投資結果的一致性和可重複性；然後透過質化判斷，確保只有符合投資組合管理團隊準則的股份才會被納入基金的投資組合，而選股是風險與回報的主要動力因素。為免生疑問，使用「富達投研策略」一詞並不反映基金的表現或回報。

具有特定涵義的術語 (續)

基金 除非另有說明，否則指由本 SICAV 作為傘子 UCITS 的任何基金。

本基金 Fidelity Funds SICAV

總分銷商 FIL Distributors

政府 任何政府、政府機構、超國家或公共國際實體、地方當局或政府發起組織。

中介機構 任何中介機構、分銷代理或分銷商與之有股份分銷協議的其他中介機構。

投資 在「基金說明」一節，指對資產作出的直接和間接投資。

機構儲備基金 指機構性新興市場基金。

KID 關鍵資訊文件。

上市 在受監管市場上市或交易。

資產淨值 每股資產淨值；一股基金份額的價值。

認購章程 本文件。

受監管市場 指 2014 年 5 月 15 日第 2014/65/EC 號指令所指的市場或任何其他受監管、定期運作、獲公認並向公眾開放的市場。為免生疑問，這應包括美國場外債券市場、莫斯科交易所、上海證券交易所、深圳證券交易所以及中國大陸銀行間債券市場。

研究費 相關基金應支付予第三方的有關股票和股票相關證券之投資研究和相關顧問服務的費用。有關研究費的更多資訊，包括可能向基金收取的最高金額及收取方法的細節，可於本基金註冊辦事處索取或自網站 (www.fidelityinternational.com/researchbudget) 取得。為免生疑問，目前沒有收取此類費用。

房地產投資信託 (REIT) 房地產投資信託指專注於擁有並在大多數情況下管理房地產的實體。

人民幣(RMB) 是對中國人民幣的簡稱，國際上亦稱為人民幣(CNY)。人民幣(CNY)同時在中國境內和海外（主要是香港）交易，雖屬同一種貨幣，但目前其在境內外的匯率有所差別。離岸人民幣匯率一般稱為「CNH」。在釐定基金份額的價值及進行對沖時，會使用 CNH 匯率。

SFDR 關於金融服務業的可持續發展相關披露的第 2019/2088 號條例（歐盟）。

SFTR 條例 關於證券融資交易透明度的第 2015/2365 號條例（歐盟）。

可持續發展投資 是一種有助實現環境或社會目標的經濟活動投資，前提是有關投資不會對任何其他環境或社會目標造成嚴重損害，以及被投資公司遵循良好的管治規範。

可持續發展附錄 是為須遵循 SFDR 第 8 條或第 9 條規定的每隻基金擬備的附錄，以便載列根據 SFDR 須於簽署協議前披露的事項。

可持續發展風險 是指根據 SFDR 所界定的環境、社會或管治事件或狀況，而一旦發生有關事件或狀況，可能會對投資價值造成實際或潛在重大負面影響。

本 SICAV 富達基金。

UCITS 可轉讓證券集體投資計劃，受歐洲議會及理事會 2009 年 7 月 13 日關於協調可轉讓證券集體投資計劃相關法律、法規和行政規定的第 2009/65/EC 號指令管轄。

美國人士 根據美國法律或法規的界定，屬於以下任何一類的人士：

《1986 年國內稅收法》第 7701(a)(30)條所界定的「美國人士」

《1933 年法案》的 S 條例所界定的「美國人士」

《1940 年投資顧問法》第 202(a)(30)-1 條所界定的「在美國」的人士

不符合《商品期貨交易委員會規則》第 4.7 條所界定的「非美國人士」的人士

估值日 每個平日（包括星期一至五在內），惟不包括 12 月 25 日（「聖誕」）及 1 月 1 日（「元旦」），亦不包括董事為符合股東最佳利益而就個別基金定為非估值日的任何其他日子。例如，非估值日可以是證券交易所假期（而該證券交易所為一項基金所持重大部份投資的首要市場），或屬於其他地方的假期的任何日子，從而可能阻礙計算應歸屬於特定基金的投資的公平市值。若相關基金的交易截止時間正值是有關相關主要市場已經關閉的時間，而且市場將於隨後連續數天休市，則非估值日亦可包括緊接相關市場關閉前的任何日子。

預計非估值日清單可於 <https://fidelityinternational.com/non-valuation-days/> 查閱，該清單會每隔半年提前更新一次。然而，在董事認為符合股東最佳利益的特殊情況下，該清單亦可於合理可行範圍內不時提前作出進一步更新。

其他釋義

- 在「基金說明」一節未作進一步說明的情況下，凡有關發行機構或公司的地理區域的提述，指發行機構或公司於該地理區域上市、註冊、設立總部，或其大部份或重大部份的收入來自該地理區域
- 概無任何指數提供者推薦、認許、銷售或推廣本組基金，或對本 SICAV、本管理公司、投資經理或任何指數的使用作出任何保證、陳述或判斷。

貨幣縮寫

AUD 澳元	JPY 日圓
CAD 加元	KRW 韓圓
CHF 瑞士法郎	NOK 挪威克朗
CNH 離岸人民幣	NZD 紐元
CNY 在岸人民幣	PLN 波蘭茲羅提
CZK 捷克克朗	RMB 人民幣
EUR 歐元	SEK 瑞典克朗
GBP 英鎊	SGD 新加坡元
HKD 港元	TWD 新台幣
HUF 匈牙利福林	USD 美元

富達投研策略環球基金

投資目標及政策

目標 基金旨在實現長線資本增長。

投資政策 基金將最少70%的資產投資於世界各地已發展及新興市場公司的股票。基金亦可在輔助基礎上投資於貨幣市場工具。

基金可將少於30%的資產（直接及 / 或間接）投資於中國A股和B股（總計）。

投資流程 在主動管理基金的過程中，投資經理會考慮增長和估值指標、公司財務狀況、資本回報率、現金流和其他指標，以及公司管理、行業、經濟狀況和其他因素。投資一般集中於FII集團研究分析師確認為最具信心的股份建議，但在極端市況下或如需要符合基金的投資目標則除外。

投資經理在評估投資風險和機會時會考慮ESG特徵。在確定ESG特徵時，投資經理會考慮富達或外部機構提供的ESG評級。

基金旨在使其投資組合的ESG評分高於其基準的評分。透過投資管理流程，投資經理旨在確保被投資公司遵循良好的管治規範。

若需更多資訊，請參見「可持續發展投資和ESG整合」部份，以及可持續發展附錄。

SFDR產品類別 第8條（推動環境及 / 或社會特徵）。

衍生工具和技術 基金可使用衍生工具以進行對沖、有效率的投資組合管理及作投資用途。

除核心衍生工具外（請參見「本組基金如何使用工具和技術」部份），基金擬使用TRS。

使用TRS（包括CFD）預期10%；最高50%。

證券借貸 預期15%；最高30%。

回購 / 反向回購協議 預期0%；最高30%。

基準 MSCI ACWI 指數，一項不考慮ESG特徵的廣泛市場指數。用於：投資選擇、風險監控及表現比較。

基金投資於構成基準的證券。然而，基金的管理屬全權委託，因此基金可能投資於並非構成基準的證券，而基金在任何期間的表現可能會或可能不會嚴重偏離基準的表現。

基本貨幣 美元。

主要風險

若需更多資訊，請參見「風險描述」。

- 中國
- 交易對手和抵押品
- 衍生工具
- 新興市場
- 股票
- 對沖
- 投資基金
- 流動性
- 市場
- 營運
- 可持續發展投資

風險管理方法 承擔法。

規劃您的投資

交易指示處理 本管理公司在任何估值日歐洲中部時間下午4時（英國時間下午3時）之前收到並接受的購買、轉換或出售基金股份的要求，通常按該估值日的資產淨值處理。結算通常於3個營業日內進行。

主要股份類別

類別	最低投資額 (美元) ¹		最高交易費	最高年費	
	首次持有	再次投資	認購費	管理費	分銷費
A	2,500	1,000	5.25%	1.50%	—
E	2,500	1,000	—	1.50%	0.75%
I	10,000,000	100,000	—	0.80%	—
Y	2,500	1,000	—	0.80%	—

倘有B類股份，則該等股份的年度管理費用與A類股份相同。關於現有股份類別（包括貨幣對沖）的完整清單，請參見「基金投資」一節。有關上述費用的詳細說明，請參見「基金費用和成本」一節。

¹ 或任何其他可自由兌換貨幣的等值金額。

富達基金 – 環球股息基金

投資目標及政策

目標 基金旨在實現長線資本增長並提供收益。

投資政策 基金將最少70%（通常為75%）的資產投資於世界各地（包括新興市場）公司的收益型股票。基金亦可在輔助基礎上投資於貨幣市場工具。

投資經理旨在提供超過基準的收益。

投資流程 在主動管理基金的過程中，投資經理會考慮增長和估值指標、公司財務狀況、資本回報率、現金流和其他指標，以及公司管理、行業、經濟狀況和其他因素。投資經理專注於其認為股息收益吸引，並具升值潛力的投資。

投資經理在評估投資風險和機會時會考慮ESG特徵。在確定ESG特徵時，投資經理會考慮富達或外部機構提供的ESG評級。

基金旨在使其投資組合的ESG評分高於其基準的評分。透過投資管理流程，投資經理旨在確保被投資公司遵循良好的管治規範。

若需更多資訊，請參見「可持續發展投資和ESG整合」部份，以及可持續發展附錄。

SFDR產品類別 第8條（推動環境及 / 或社會特徵）。

衍生工具和技術 基金可使用衍生工具以進行對沖、有效率的投資組合管理及作投資用途。

除核心衍生工具外（請參見「本組基金如何使用工具和技術」部份），基金擬使用TRS。

使用TRS（包括CFD）預期0%；最高5%。

證券借貸 預期15%；最高30%。

回購 / 反向回購協議 預期0%；最高30%。

基準 MSCI ACWI指數，一項不考慮ESG特徵的廣泛市場指數。用於：表現比較。

基金投資於構成基準的證券。然而，基金的管理屬全權委託，因此基金可能投資於並非構成基準的證券，而基金在任何期間的表現可能會或可能不會嚴重偏離基準的表現。

基本貨幣 美元。

主要風險

若需更多資訊，請參見「風險描述」。

- 交易對手和抵押品
- 投資基金
- 貨幣
- 流動性
- 衍生工具
- 市場
- 新興市場
- 營運
- 股票
- 可持續發展投資
- 對沖

風險管理方法 承擔法。

規劃您的投資

交易指示處理 本管理公司在任何估值日歐洲中部時間下午4時（英國時間下午3時）之前收到並接受的購買、轉換或出售基金股份的要求，通常按該估值日的資產淨值處理。結算通常於3個營業日內進行。

主要股份類別

類別	最低投資額（美元） ¹		最高交易費	最高年費	
	首次持有	再次投資	認購費	管理費	分銷費
A	2,500	1,000	5.25%	1.50%	—
E	2,500	1,000	—	1.50%	0.75%
I	10,000,000	100,000	—	0.80%	—
W, Y	2,500	1,000	—	0.80%	—

倘有B類股份，則該等股份的年度管理費用與A類股份相同。關於現有股份類別（包括貨幣對沖）的完整清單，請參見「基金投資」一節。有關上述費用的詳細說明，請參見「基金費用和成本」一節。

¹ 或任何其他可自由兌換貨幣的等值金額。

富達基金 – 環球金融服務基金

投資目標及政策

目標 基金旨在實現長線資本增長。

投資政策 基金將最少70%（通常為75%）的資產投資於世界各地（包括新興市場）向個人和企業提供金融服務之公司的股票。基金亦可在輔助基礎上投資於貨幣市場工具。

投資流程 在主動管理基金的過程中，投資經理會考慮增長和估值指標、公司財務狀況、資本回報率、現金流和其他指標，以及公司管理、行業、經濟狀況和其他因素。

投資經理在評估投資風險和機會時會考慮ESG特徵。在確定ESG特徵時，投資經理會考慮富達或外部機構提供的ESG評級。

基金旨在使其投資組合的ESG評分高於其基準的評分。透過投資管理流程，投資經理旨在確保被投資公司遵循良好的管治規範。

若需更多資訊，請參見「可持續發展投資和ESG整合」部份，以及可持續發展附錄。

SFDR產品類別 第8條（推動環境及 / 或社會特徵）。

衍生工具和技術 基金可使用衍生工具以進行對沖、有效率的投資組合管理及作投資用途。

除核心衍生工具外（請參見「本組基金如何使用工具和技術」部份），基金擬使用TRS。

使用TRS（包括CFD）預期 15%；最高50%。

證券借貸 預期15%；最高30%。

回購 / 反向回購協議 預期0%；最高30%。

基準 MSCI AC World Financials 指數，一項不考慮ESG特徵的廣泛市場指數。用於：投資選擇、風險監控及表現比較。

基金投資於構成基準的證券。然而，基金的管理屬全權委託，因此基金可能投資於並非構成基準的證券，而基金在任何期間的表現可能會或可能不會嚴重偏離基準的表現。

基本貨幣 歐元。

主要風險

若需更多資訊，請參見「風險描述」。

- 集中度
- 交易對手和抵押品
- 衍生工具
- 新興市場
- 股票
- 對沖
- 投資基金
- 流動性
- 市場
- 營運
- 可持續發展投資

風險管理方法 承擔法。

規劃您的投資

交易指示處理 本管理公司在任何估值日歐洲中部時間下午4時（英國時間下午3時）之前收到並接受的購買、轉換或出售基金股份的要求，通常按該估值日的資產淨值處理。結算通常於3個營業日內進行。

主要股份類別

類別	最低投資額 (美元) ¹		最高交易費	最高年費	
	首次持有	再次投資	認購費	管理費	分銷費
A	2,500	1,000	5.25%	1.50%	—
E	2,500	1,000	—	1.50%	0.75%
I	10,000,000	100,000	—	0.80%	—
W, Y	2,500	1,000	—	0.80%	—

倘有B類股份，則該等股份的年度管理費用與A類股份相同。關於現有股份類別（包括貨幣對沖）的完整清單，請參見「基金投資」一節。有關上述費用的詳細說明，請參見「基金費用和成本」一節。

¹ 或任何其他可自由兌換貨幣的等值金額。

富達基金 – 環球焦點基金

投資目標及政策

目標 基金旨在實現長線資本增長。

投資政策 基金將最少70%的資產投資於世界各地（包括新興市場）公司的股票。基金亦可在輔助基礎上投資於貨幣市場工具。

基金將投資於有限數量的證券，令投資組合的持倉集中。

投資流程 在主動管理基金的過程中，投資經理會考慮增長和估值指標、公司財務狀況、資本回報率、現金流和其他指標，以及公司管理、行業、經濟狀況和其他因素。

投資經理在評估投資風險和機會時會考慮ESG特徵。在確定ESG特徵時，投資經理會考慮富達或外部機構提供的ESG評級。

基金旨在使其投資組合的ESG評分高於其基準的評分。透過投資管理流程，投資經理旨在確保被投資公司遵循良好的管治規範。

若需更多資訊，請參見「可持續發展投資和ESG整合」部份，以及可持續發展附錄。

SFDR產品類別 第8條（推動環境及 / 或社會特徵）。

衍生工具和技術 基金可使用衍生工具以進行對沖、有效率的投資組合管理及作投資用途。

除核心衍生工具外（請參見「本組基金如何使用工具和技術」部份），基金擬使用TRS。

使用TRS（包括CFD）預期 10%；最高50%。

證券借貸 預期15%；最高30%。

回購 / 反向回購協議 預期0%；最高30%。

基準 MSCI ACWI 指數，一項不考慮ESG特徵的廣泛市場指數。用於：投資選擇、風險監控及表現比較。

基金投資於構成基準的證券。然而，基金的管理屬全權委託，因此基金可能投資於並非構成基準的證券，而基金在任何期間的表現可能會或可能不會嚴重偏離基準的表現。

基本貨幣 美元。

主要風險

若需更多資訊，請參見「風險描述」。

- 集中度
- 交易對手和抵押品
- 衍生工具
- 新興市場
- 股票
- 對沖
- 投資基金
- 流動性
- 市場
- 營運
- 可持續發展投資

風險管理方法 承擔法。

規劃您的投資

交易指示處理 本管理公司在任何估值日歐洲中部時間下午4時（英國時間下午3時）之前收到並接受的購買、轉換或出售基金股份的要求，通常按該估值日的資產淨值處理。結算通常於3個營業日內進行。

主要股份類別

類別	最低投資額 (美元) ¹		最高交易費	最高年費	
	首次持有	再次投資	認購費	管理費	分銷費
A	2,500	1,000	5.25%	1.50%	—
E	2,500	1,000	—	1.50%	0.75%
I	10,000,000	100,000	—	0.80%	—
W, Y	2,500	1,000	—	0.80%	—

倘有B類股份，則該等股份的年度管理費用與A類股份相同。關於現有股份類別（包括貨幣對沖）的完整清單，請參見「基金投資」一節。有關上述費用的詳細說明，請參見「基金費用和成本」一節。

¹ 或任何其他可自由兌換貨幣的等值金額。

富達基金 – 環球工業基金

投資目標及政策

目標 基金旨在實現長線資本增長。

投資政策 基金將最少70%（通常為75%）的資產投資於從事週期性和自然資源行業相關的物料、產品或服務的研究、開發、製造、分銷、供應或銷售之公司的股票。這些投資可位於世界各地（包括新興市場）。基金亦可在輔助基礎上投資於貨幣市場工具。

投資流程 在主動管理基金的過程中，投資經理會考慮增長和估值指標、公司財務狀況、資本回報率、現金流和其他指標，以及公司管理、行業、經濟狀況和其他因素。投資經理的投資流程會考慮可持續發展風險。

若需更多資訊，請參見「可持續發展投資和ESG整合」部份。

衍生工具和技術 基金可使用衍生工具以進行對沖、有效率的投資組合管理及作投資用途。

除核心衍生工具外（請參見「本組基金如何使用工具和技術」部份），基金擬使用TRS。

使用TRS（包括CFD） 預期0%；最高10%。

證券借貸 預期15%；最高30%。

回購 / 反向回購協議 預期0%；最高30%。

基準 MSCI AC World Industrials + Materials + Energy指數。用於：投資選擇、風險監控及表現比較。

基金投資於構成基準的證券。然而，基金的管理屬全權委託，因此基金可能投資於並非構成基準的證券，而基金在任何期間的表現可能會或可能不會嚴重偏離基準的表現。

基本貨幣 歐元。

主要風險

若需更多資訊，請參見「風險描述」。

- 集中度
- 交易對手和抵押品
- 貨幣
- 衍生工具
- 新興市場
- 股票
- 對沖
- 投資基金
- 流動性
- 市場
- 營運

風險管理方法 承擔法。

規劃您的投資

交易指示處理 本管理公司在任何估值日歐洲中部時間下午4時（英國時間下午3時）之前收到並接受的購買、轉換或出售基金股份的要求，通常按該估值日的資產淨值處理。結算通常於3個營業日內進行。

主要股份類別

類別	最低投資額（美元） ¹		最高交易費	最高年費	
	首次持有	再次投資	認購費	管理費	分銷費
A	2,500	1,000	5.25%	1.50%	—
E	2,500	1,000	—	1.50%	0.75%
I	10,000,000	100,000	—	0.80%	—
W/Y	2,500	1,000	—	0.80%	—

倘有B類股份，則該等股份的年度管理費用與A類股份相同。關於現有股份類別（包括貨幣對沖）的完整清單，請參見「基金投資」一節。有關上述費用的詳細說明，請參見「基金費用和成本」一節。

¹ 或任何其他可自由兌換貨幣的等值金額。

富達基金 – 環球科技基金

投資目標及政策

目標 基金旨在實現長線資本增長。

投資政策 基金將最少70%（通常為75%）的資產投資於世界各地（包括新興市場）開發或將開發提供技術進步或改進或者受益於技術進步或改進的產品、工藝或服務之公司的股票。基金亦可在輔助基礎上投資於貨幣市場工具。

投資流程 在主動管理基金的過程中，投資經理會考慮增長和估值指標、公司財務狀況、資本回報率、現金流和其他指標，以及公司管理、行業、經濟狀況和其他因素。

投資經理在評估投資風險和機會時會考慮ESG特徵。在確定ESG特徵時，投資經理會考慮富達或外部機構提供的ESG評級。

基金旨在使其投資組合的ESG評分高於其基準的評分。透過投資管理流程，投資經理旨在確保被投資公司遵循良好的管治規範。

若需更多資訊，請參見「可持續發展投資和ESG整合」部份，以及可持續發展附錄。

SFDR產品類別 第8條（推動環境及 / 或社會特徵）。

衍生工具和技術 基金可使用衍生工具以進行對沖、有效率的投資組合管理及作投資用途。

除核心衍生工具外（請參見「本組基金如何使用工具和技術」部份），基金擬使用TRS。

使用TRS（包括CFD） 預期 10%；最高50%。

證券借貸 預期15%；最高30%。

回購 / 反向回購協議 預期0%；最高30%。

基準 MSCI AC World Information Technology指數，一項不考慮ESG特徵的廣泛市場指數。用於：投資選擇、風險監控、表現比較。

基金投資於構成基準的證券。然而，基金的管理屬全權委託，因此基金可能投資於並非構成基準的證券，而基金在任何期間的表現可能會或可能不會嚴重偏離基準的表現。

基本貨幣 歐元。

主要風險

若需更多資訊，請參見「風險描述」。

- 集中度
- 交易對手和抵押品
- 貨幣
- 衍生工具
- 新興市場
- 股票
- 對沖
- 投資基金
- 流動性
- 市場
- 營運
- 可持續發展投資

風險管理方法 承擔法。

規劃您的投資

交易指示處理 本管理公司在任何估值日歐洲中部時間下午4時（英國時間下午3時）之前收到並接受的購買、轉換或出售基金股份的要求，通常按該估值日的資產淨值處理。結算通常於3個營業日內進行。

主要股份類別

類別	最低投資額（美元） ¹		最高交易費	最高年費	
	首次持有	再次投資	認購費	管理費	分銷費
A	2,500	1,000	5.25%	1.50%	—
E	2,500	1,000	—	1.50%	0.75%
I	10,000,000	100,000	—	0.80%	—
W/ Y	2,500	1,000	—	0.80%	—

倘有B類股份，則該等股份的年度管理費用與A類股份相同。關於現有股份類別（包括貨幣對沖）的完整清單，請參見「基金投資」一節。有關上述費用的詳細說明，請參見「基金費用和成本」一節。

¹ 或任何其他可自由兌換貨幣的等值金額。

環球主題機遇基金

投資目標及政策

目標 基金旨在實現長線資本增長。

投資政策 基金將最少 70% 的資產投資於世界各地（包括新興市場）公司的股票。基金將尋求投資於長期（結構性而非週期性）經濟或社會趨勢中受益的長期市場主題，例如可改變消費行為、人口結構（人口增長、老齡化及中產階層擴大）和氣候變化的顛覆性技術。長期變化通常會持續十年或更長時間，並可能造成結構性變化。

顛覆性技術是指可以有效改變消費者、行業或公司行為的創新。人口結構趨勢是指長期的動態變化，包括與人口老齡化（包括與醫療保健及退休消費有關的公司）、中產階層擴大（受消費增加、金融服務提升及城市化影響的公司）及人口增長（包括受資源短缺影響，並需要提高生產力及自動化的公司）等動態有關的趨勢。投資經理可酌情選擇基金投資的主題。

基金亦可在輔助基礎上投資於貨幣市場工具。

基金可按所示百分比投資於以下資產：

- 中國A股和B股（直接及 / 或間接）：少於30%（總計）
- 合資格REITS：最多20%
- SPACs：少於5%

投資流程 在主動管理基金的過程中，投資經理會考慮增長和估值指標、公司財務狀況、資本回報率、現金流和其他指標，以及公司管理、行業、經濟狀況和其他因素。投資經理在評估投資風險和機會時會考慮ESG特徵。在確定ESG特徵時，投資經理會考慮富達或外部機構提供的ESG評級。透過投資管理流程，投資經理旨在確保被投資公司遵循良好的管治規範。

基金遵循特定的多元資產ESG準則。若需更多資訊，請參見「可持續發展投資和ESG整合」部份，以及可持續發展附錄。

SFDR產品類別 第8條（推動環境及 / 或社會特徵）。

衍生工具和技術 基金可使用衍生工具以進行對沖及有效率的投資組合管理。

除核心衍生工具外（請參見「本組基金如何使用工具和技術」部份），基金擬使用TRS。

使用TRS（包括CFD） 預期 10%；最高50%。

證券借貸 預期15%；最高30%。

回購 / 反向回購協議 預期0%；最高30%。

基準 MSCI ACWI指數，一項不考慮ESG特徵的廣泛市場指數。用於：表現比較。

基本貨幣 美元。

主要風險

若需更多資訊，請參見「風險描述」。

- 中國
- 集中度
- 交易對手和抵押品
- 貨幣
- 衍生工具
- 新興市場
- 股票
- 對沖
- 投資基金
- 流動性
- 市場
- 營運
- 房地產
- 可持續發展投資

風險管理方法 承擔法。

規劃您的投資

交易指示處理 本管理公司在任何估值日歐洲中部時間下午4時（英國時間下午3時）之前收到並接受的購買、轉換或出售基金股份的要求，通常按該估值日的資產淨值處理。結算通常於3個營業日內進行。

主要股份類別

類別	最低投資額（美元） ¹		最高交易費	最高年費	
	首次持有	再次投資	認購費	管理費	分銷費
A	2,500	1,000	5.25%	1.50%	—
E	2,500	1,000	—	1.50%	0.75%
I	10,000,000	100,000	—	0.80%	—
W/ Y	2,500	1,000	—	0.80%	—

倘有B類股份，則該等股份的年度管理費用與A類股份相同。關於現有股份類別（包括貨幣對沖）的完整清單，請參見「基金投資」一節。有關上述費用的詳細說明，請參見「基金費用和成本」一節。

¹或任何其他可自由兌換貨幣的等值金額。

可持續發展消費品牌基金

投資目標及政策

目標 基金旨在實現長線資本增長。

投資政策 基金將最少70%的資產投資於世界各地（包括新興市場）與消費品牌主題相關之公司（例如具有知識產權、定價能力及穩健增長往績的公司）的股票。基金將投資於從事設計、製造、市場推廣及/或銷售品牌消費品及/或服務的公司。基金亦可在輔助基礎上投資於貨幣市場工具。

基金的前十大持倉可能佔其資產的50%或以上，令投資組合的持倉集中。

基金可將少於30%的資產（直接及/或間接）投資於中國A股或B股（總計）。

投資流程 在主動管理基金的過程中，投資經理會考慮增長和估值指標、公司財務狀況、資本回報率、現金流和其他指標，以及公司管理、行業、經濟狀況和其他特徵。

投資經理在評估投資風險和機會時會考慮ESG特徵。在確定ESG特徵時，投資經理會考慮富達或外部機構提供的ESG評級。

基金將最少80%的資產投資於具有高ESG評級之發行機構的證券，以及最多20%投資於具有較低ESG評級之發行機構的證券，包括具有較遜色但持續改善ESG特徵之發行機構。

基金評估其最少90%資產的ESG特徵。由於基金會根據發行機構的ESG特徵進行排除，因此基金在挑選投資時的投資範圍將會縮減最少20%。

透過投資管理流程，投資經理旨在確保被投資公司遵循良好的管治規範。若需更多資訊，請參見「可持續發展投資和ESG整合」部份，以及可持續發展附錄。

SFDR產品類別 第8條（推動環境及/或社會特徵）。

衍生工具和技術 基金可使用衍生工具以進行對沖、有效率的投資組合管理及作投資用途。

除核心衍生工具外（請參見「本組基金如何使用工具和技術」部份），基金擬使用TRS。

使用TRS（包括CFD） 預期 10%；最高50%。

證券借貸 預期15%；最高30%。

回購/反向回購協議 預期0%；最高30%。

基準 MSCI ACWI指數，一項不考慮ESG特徵的廣泛市場指數。用於：投資選擇、風險監控及表現比較。

基金投資於構成基準的證券。然而，基金的管理屬全權委託，因此基金可能投資於並非構成基準的證券，而基金在任何期間的表現可能會或可能不會嚴重偏離基準的表現。

基本貨幣 美元。

主要風險

若需更多資訊，請參見「風險描述」。

- 中國
- 集中度
- 交易對手和抵押品
- 貨幣
- 衍生工具
- 新興市場
- 股票
- 對沖
- 投資基金
- 流動性
- 市場
- 營運
- 短倉配置
- 可持續發展投資

風險管理方法 承擔法。

規劃您的投資

交易指示處理 本管理公司在任何估值日歐洲中部時間下午4時（英國時間下午3時）之前收到並接受的購買、轉換或出售基金股份的要求，通常按該估值日的資產淨值處理。結算通常於3個營業日內進行。

主要股份類別

類別	最低投資額（美元） ¹		最高交易費	最高年費	
	首次持有	再次投資	認購費	管理費	分銷費
A	2,500	1,000	5.25%	1.50%	—
E	2,500	1,000	—	1.50%	0.75%
I	10,000,000	100,000	—	0.80%	—
W/Y	2,500	1,000	—	0.80%	—

倘有B類股份，則該等股份的年度管理費用與A類股份相同。關於現有股份類別（包括貨幣對沖）的完整清單，請參見「基金投資」一節。有關上述費用的詳細說明，請參見「基金費用和成本」一節。

¹ 或任何其他可自由兌換貨幣的等值金額。

可持續發展人口趨勢基金

投資目標及政策

目標 基金旨在實現長線資本增長。

投資政策 基金將最少70%的資產投資於世界各地公司的股票。基金旨在投資於能夠受惠於人口結構變化的公司。有關投資將包括但不限於料將受惠於人均壽命延長、中產階層擴大和人口增長的健康護理及消費行業公司。基金亦可在輔助基礎上投資於貨幣市場工具。

基金可將少於30%的資產投資於新興市場。

投資流程 在主動管理基金的過程中，投資經理會考慮增長和估值指標、公司財務狀況、資本回報率、現金流和其他指標，以及公司管理、行業、經濟狀況和其他因素。

投資經理在評估投資風險和機會時會考慮ESG特徵。在確定ESG特徵時，投資經理會考慮富達或外部機構提供的ESG評級。

基金將最少80%的資產投資於具有高ESG評級之發行機構的證券，以及最多20%投資於具有較低ESG評級之發行機構的證券，包括具有較遜色但持續改善ESG特徵之發行機構。

基金評估其最少90%資產的ESG特徵。由於基金會根據發行機構的ESG特徵進行排除，因此基金在挑選投資時的投資範圍將會縮減最少20%。

透過投資管理流程，投資經理旨在確保被投資公司遵循良好的管治規範。若需更多資訊，請參見「可持續發展投資和ESG整合」部份，以及可持續發展附錄。

SFDR產品類別 第8條（推動環境及 / 或社會特徵）。

衍生工具和技術 基金可使用衍生工具以進行對沖、有效率的投資組合管理及作投資用途。

除核心衍生工具外（請參見「本組基金如何使用工具和技術」部份），基金擬使用TRS。

使用TRS（包括CFD）預期 10%；最高50%。

證券借貸 預期15%；最高30%。

回購 / 反向回購協議 預期0%；最高30%。

基準 MSCI ACWI指數，一項不考慮ESG特徵的廣泛市場指數。用於：投資選擇、風險監控及表現比較。

基金投資於構成基準的證券。然而，基金的管理屬全權委託，因此基金可能投資於並非構成基準的證券，而基金在任何期間的表現可能會或可能不會嚴重偏離基準的表現。

基本貨幣 美元。

主要風險

若需更多資訊，請參見「風險描述」。

- 集中度
- 交易對手和抵押品
- 貨幣
- 衍生工具
- 新興市場
- 股票
- 對沖
- 投資基金
- 流動性
- 市場
- 營運
- 可持續發展投資

風險管理方法 承擔法。

規劃您的投資

交易指示處理 本管理公司在任何估值日歐洲中部時間下午4時（英國時間下午3時）之前收到並接受的購買、轉換或出售基金股份的要求，通常按該估值日的資產淨值處理。結算通常於3個營業日內進行。

主要股份類別

類別	最低投資額 (美元) ¹		最高交易費	最高年費	
	首次持有	再次投資	認購費	管理費	分銷費
A	2,500	1,000	5.25%	1.50%	—
E	2,500	1,000	—	1.50%	0.75%
I	10,000,000	100,000	—	0.80%	—
W/Y	2,500	1,000	—	0.80%	—

倘有B類股份，則該等股份的年度管理費用與A類股份相同。關於現有股份類別（包括貨幣對沖）的完整清單，請參見「基金投資」一節。有關上述費用的詳細說明，請參見「基金費用和成本」一節。

¹ 或任何其他可自由兌換貨幣的等值金額。

可持續發展未來通訊基金

投資目標及政策

目標 基金旨在實現長線資本增長。

投資政策 基金將最少70%的資產投資於世界各地（包括新興市場）與未來通訊主題（下一代通訊的促成企業、網絡及受惠企業）相關之公司的股票。基金可能投資於從事推出流動網絡、有線網絡、互聯網基建、網上內容製作的公司。基金亦可在輔助基礎上投資於貨幣市場工具。

基金可將少於30%的資產（直接及 / 或間接）投資於中國A股及B股（總計）。

基金的前十大持倉可能佔其資產的50%或以上，令投資組合的持倉集中。

投資流程 在主動管理基金的過程中，投資經理會考慮增長和估值指標、公司財務狀況、資本回報率、現金流和其他財務指標，以及公司管理、行業、經濟狀況和其他因素。投資經理在評估投資風險和機會時會考慮ESG特徵。在確定ESG特徵時，投資經理會考慮富達或外部機構提供的ESG評級。此外，投資經理與發行機構合作以改善ESG課題。

基金將最少80%的資產投資於具有高ESG評級之發行機構的證券，以及最多20%投資於具有較低ESG評級之發行機構的證券，包括具有較遜色但持續改善ESG特徵之發行機構。

基金評估其最少90%資產的ESG特徵。基金根據發行機構的ESG特徵進行排除後，基金在挑選投資時的投資範圍縮減最少20%。

透過投資管理流程，投資經理旨在確保被投資公司遵循良好的管治規範。

若需更多資訊，請參見「可持續發展投資和ESG整合」部份，以及可持續發展附錄。

SFDR產品類別 第8條（推動環境及 / 或社會特徵）。

衍生工具和技術 基金可使用衍生工具以進行對沖、有效率的投資組合管理及作投資用途。

除核心衍生工具外（請參見「本組基金如何使用工具和技術」部份），基金擬使用TRS。

使用TRS（包括CFD） 預期 10%；最高50%。

證券借貸 預期15%；最高30%。

回購 / 反向回購協議 預期0%；最高30%。

基準 MSCI ACWI指數，一項不考慮ESG特徵的廣泛市場指數。用於：投資選擇、風險監控及表現比較。

基金投資於構成基準的證券。然而，基金的管理屬全權委託，因此基金可能投資於並非構成基準的證券，而基金在任何期間的表現可能會或可能不會嚴重偏離基準的表現。

基本貨幣 美元。

主要風險

若需更多資訊，請參見「風險描述」。

- 集中度
- 交易對手和抵押品
- 貨幣
- 衍生工具
- 新興市場
- 股票
- 對沖
- 投資基金
- 流動性
- 市場
- 營運
- 可持續發展投資

風險管理方法 承擔法。

規劃您的投資

交易指示處理 本管理公司在任何估值日歐洲中部時間下午4時（英國時間下午3時）之前收到並接受的購買、轉換或出售基金股份的要求，通常按該估值日的資產淨值處理。結算將於收到書面指示後3個營業日內進行，贖回則不得遲於5個營業日。

主要股份類別

類別	最低投資額（美元） ¹		最高交易費	最高年費	
	首次持有	再次投資	認購費	管理費	分銷費
A	2,500	1,000	5.25%	1.50%	—
E	2,500	1,000	—	1.50%	0.75%
I	10,000,000	100,000	—	0.80%	—
W/ Y	2,500	1,000	—	0.80%	—

關於現有股份類別（包括貨幣對沖）的完整清單，請參見「基金投資」一節。有關上述費用的詳細說明，請參見「基金費用和成本」一節。

¹ 或任何其他可自由兌換貨幣的等值金額。

可持續發展環球股息優勢基金

投資目標及政策

目標 基金旨在實現收益，同時有潛力隨時間推移實現資本增長。

投資政策 基金將最少70%的資產投資於世界各地（包括新興市場）公司的股票。

基金可將少於30%的資產（直接及 / 或間接）投資於中國A股和B股（總計）。

投資經理旨在提供超過基準的收益。

投資流程 在主動管理基金的過程中，投資經理會考慮增長和估值指標、公司財務狀況、資本回報率、現金流和其他指標，以及公司管理、行業、經濟狀況和其他特徵。投資經理專注於其認為股息收益吸引，並具升值潛力的投資。投資經理在評估投資風險和機會時會考慮ESG特徵。在確定ESG特徵時，投資經理會考慮富達或外部機構提供的ESG評級。

基金將最少80%的資產投資於具有高ESG評級之發行機構的證券，以及最多20%投資於具有較低ESG評級之發行機構的證券，包括具有較遜色但持續改善ESG特徵之發行機構。

透過投資管理流程，投資經理旨在確保被投資公司遵循良好的管治規範。

若需更多資訊，請參見「可持續發展投資和ESG整合」部份，以及可持續發展附錄。

SFDR產品類別 第8條（推動環境及 / 或社會特徵）。

衍生工具和技術 基金可使用衍生工具以進行對沖、有效率的投資組合管理及作投資用途。

除核心衍生工具外（請參見「本組基金如何使用工具和技術」部份），基金擬使用TRS。基金將使用備兌認購期權策略（賣出股票或股票指數的認購期權），以產生額外的收益。

使用TRS（包括CFD）預期 10%；最高50%。

證券借貸 預期15%；最高30%。

回購 / 反向回購協議 預期0%；最高30%。

基準 MSCI ACWI指數，一項不考慮ESG特徵的廣泛市場指數。用於：表現比較。

基金投資於構成基準的證券。然而，基金的管理屬全權委託，因此基金可能投資於並非構成基準的證券，而基金在任何期間的表現可能會或可能不會嚴重偏離基準的表現。

基本貨幣 美元。

主要風險

若需更多資訊，請參見「風險描述」。

- 中國
- 交易對手和抵押品
- 貨幣
- 衍生工具
- 新興市場
- 股票
- 對沖
- 投資基金
- 流動性
- 市場
- 營運
- 可持續發展投資

風險管理方法 承擔法。

規劃您的投資

交易指示處理 本管理公司在任何估值日歐洲中部時間下午4時（英國時間下午3時）之前收到並接受的購買、轉換或出售基金股份的要求，通常按該估值日的資產淨值處理。結算通常於3個營業日內進行。

主要股份類別

類別	最低投資額（美元） ¹		最高交易費	最高年費	
	首次持有	再次投資	認購費	管理費	分銷費
A	2,500	1,000	5.25%	1.50%	—
E	2,500	1,000	—	1.50%	0.75%
I	10,000,000	100,000	—	0.80%	—
W	2,500	1,000	—	0.80%	—

倘有B類股份，則該等股份的年度管理費用與A類股份相同。關於現有股份類別（包括貨幣對沖）的完整清單，請參見「基金投資」一節。有關上述費用的詳細說明，請參見「基金費用和成本」一節。

¹或任何其他可自由兌換貨幣的等值金額。

可持續發展健康護理基金

投資目標及政策

目標 基金旨在實現長線資本增長。

投資政策 基金將最少70%（通常為75%）的資產投資於世界各地從事設計、製造或銷售與健康護理、醫藥或生物科技有關的產品和服務之公司的股票。基金亦可在輔助基礎上投資於貨幣市場工具。

投資流程 在主動管理基金的過程中，投資經理會考慮增長和估值指標、公司財務狀況、資本回報率、現金流和其他指標，以及公司管理、行業、經濟狀況和其他因素。

投資經理在評估投資風險和機會時會考慮ESG特徵。在確定ESG特徵時，投資經理會考慮富達或外部機構提供的ESG評級。

基金將最少80%的資產投資於具有高ESG評級之發行機構的證券，以及最多20%投資於具有較低ESG評級之發行機構的證券，包括具有較遜色但持續改善ESG特徵之發行機構。

基金評估其最少90%資產的ESG特徵。由於基金會根據發行機構的ESG特徵進行排除，因此基金的投資範圍縮減最少20%。

透過投資管理流程，投資經理旨在確保被投資公司遵循良好的管治規範。若需更多資訊，請參見「可持續發展投資和ESG整合」部份，以及可持續發展附錄。

SFDR產品類別 第8條（推動環境及 / 或社會特徵）。

衍生工具和技術 基金可使用衍生工具以進行對沖及有效率的投資組合管理。

除核心衍生工具外（請參見「本組基金如何使用工具和技術」部份），基金擬使用TRS。

使用TRS（包括CFD）預期 15%；最高50%。

證券借貸 預期15%；最高30%。

回購 / 反向回購協議 預期0%；最高30%。

基準 MSCI AC World Health Care指數，一項不考慮ESG特徵的廣泛市場指數。用於：投資選擇、風險監控及表現比較。

基金投資於構成基準的證券。然而，基金的管理屬全權委託，因此基金可能投資於並非構成基準的證券，而基金在任何期間的表現可能會或可能不會嚴重偏離基準的表現。

基本貨幣 歐元。

主要風險

若需更多資訊，請參見「風險描述」。

- 集中度
- 交易對手和抵押品
- 貨幣
- 衍生工具
- 股票
- 對沖
- 投資基金
- 流動性
- 市場
- 營運
- 可持續發展投資

風險管理方法 承擔法。

規劃您的投資

交易指示處理 本管理公司在任何估值日歐洲中部時間下午4時（英國時間下午3時）之前收到並接受的購買、轉換或出售基金股份的要求，通常按該估值日的資產淨值處理。結算通常於3個營業日內進行。

主要股份類別

類別	最低投資額（美元） ¹		最高交易費	最高年費	
	首次持有	再次投資	認購費	管理費	分銷費
A	2,500	1,000	5.25%	1.50%	—
E	2,500	1,000	—	1.50%	0.75%
I	10,000,000	100,000	—	0.80%	—
W/Y	2,500	1,000	—	0.80%	—

倘有B類股份，則該等股份的年度管理費用與A類股份相同。關於現有股份類別（包括貨幣對沖）的完整清單，請參見「基金投資」一節。有關上述費用的詳細說明，請參見「基金費用和成本」一節。

¹ 或任何其他可自由兌換貨幣的等值金額。

可持續發展水資源及環保處理基金

投資目標及政策

目標 基金旨在實現長線資本增長。

投資政策 基金將最少70%的資產投資於世界各地（包括新興市場）之公司的股票。

基金旨在投資於涉及設計、製造或銷售與水資源及環保處理業有關的產品和服務之公司。水資源處理業包括但不限於從事水生產、水調節、海水化淡、供水、裝瓶、運輸和水調度的公司。環保處理業包括但不限於從事廢物收集、回收和處置（包括回收、焚化、廚餘厭氧消化（生物降解過程）及堆填處理剩餘垃圾）的公司。該行業亦包括專門從事廢水和污水、固體、液體和化學廢物處理，以及提供與這些活動有關的任何諮詢或工程服務之公司。

基金亦可在輔助基礎上投資於貨幣市場工具。

基金可將少於30%的資產（直接及 / 或間接）投資於中國A股和B股（總計）。

投資流程 在主動管理基金的過程中，投資經理會考慮增長和估值指標、公司財務狀況、資本回報率、現金流和其他指標，以及公司管理、行業、經濟狀況和其他因素。投資經理在評估投資風險和機會時會考慮ESG特徵。在確定ESG特徵時，投資經理會考慮富達或外部機構提供的ESG評級。此外，投資經理與發行機構互動協作，致力改善ESG課題。

基金評估其最少90%資產的ESG特徵。由於基金會根據發行機構的ESG特徵進行排除，因此基金的投資範圍縮減最少20%。

基金最少80%的資產將與其可持續發展主題保持一致，基金可投資於具有較遜色但持續改善ESG特徵之發行機構的證券。透過投資管理流程，投資經理旨在確保被投資公司遵循良好的管治規範。

若需更多資訊，請參見「可持續發展投資和ESG整合」部份，以及可持續發展附錄。

SFDR產品類別 第8條（推動環境及 / 或社會特徵）。

衍生工具和技術 基金可使用衍生工具以進行對沖、有效率的投資組合管理及作投資用途。

除核心衍生工具外（請參見「本組基金如何使用工具和技術」部份），基金擬使用TRS。

使用TRS（包括CFD） 預期 10%；最高50%。

證券借貸 預期15%；最高30%。

回購 / 反向回購協議 預期0%；最高30%。

基準 MSCI ACWI指數，一項不考慮ESG特徵的廣泛市場指數。用於：風險監控及表現比較。

基金投資於構成基準的證券。然而，基金的管理屬全權委託，因此基金可能投資於並非構成基準的證券，而基金在任何期間的表現可能會或可能不會嚴重偏離基準的表現。

基本貨幣 美元。

主要風險

若需更多資訊，請參見「風險描述」。

- 中國
- 集中度
- 交易對手和抵押品
- 貨幣
- 衍生工具
- 新興市場
- 股票
- 對沖
- 投資基金
- 流動性
- 市場
- 營運
- 可持續發展投資

風險管理方法 承擔法。

規劃您的投資

交易指示處理 本管理公司在任何估值日歐洲中部時間下午4時（英國時間下午3時）之前收到並接受的購買、轉換或出售基金股份的要求，通常按該估值日的資產淨值處理。結算通常於3個營業日內進行。

主要股份類別

類別	最低投資額（美元） ¹		最高交易費	最高年費	
	首次持有	再次投資	認購費	管理費	分銷費
A	2,500	1,000	5.25%	1.50%	—
E	2,500	1,000	—	1.50%	0.75%
I	10,000,000	100,000	—	0.80%	—
W/ Y	2,500	1,000	—	0.80%	—

倘有B類股份，則該等股份的年度管理費用與A類股份相同。關於現有股份類別（包括貨幣對沖）的完整清單，請參見「基金投資」一節。有關上述費用的詳細說明，請參見「基金費用和成本」一節。

¹ 或任何其他可自由兌換貨幣的等值金額。

富達基金 – 世界基金

投資目標及政策

目標 基金旨在實現長線資本增長。

投資政策 基金將最少70%的資產投資於世界各地（包括新興市場）公司的股票。基金亦可在輔助基礎上投資於貨幣市場工具。

投資流程 在主動管理基金的過程中，投資經理會考慮增長、估值指標、公司財務狀況、資本回報率、現金流和其他財務指標，以及公司管理、行業、經濟狀況和其他因素。

投資經理在評估投資風險和機會時會考慮ESG特徵。在確定ESG特徵時，投資經理會考慮富達或外部機構提供的ESG評級。

基金旨在使其投資組合的ESG評分高於其基準的評分。透過投資管理流程，投資經理旨在確保被投資公司遵循良好的管治規範。

若需更多資訊，請參見「可持續發展投資和ESG整合」部份，以及可持續發展附錄。

SFDR產品類別 第8條（推動環境及 / 或社會特徵）。

衍生工具和技術 基金可使用衍生工具以進行對沖及有效率的投資組合管理。

除核心衍生工具外（請參見「本組基金如何使用工具和技術」部份），基金擬使用TRS。

使用TRS（包括CFD） 預期 10%；最高50%。

證券借貸 預期15%；最高30%。

回購 / 反向回購協議 預期0%；最高30%。

基準 MSCI World指數，一項不考慮ESG特徵的廣泛市場指數。用於：投資選擇、風險監控及表現比較。

基金投資於構成基準的證券。然而，基金的管理屬全權委託，因此基金可能投資於並非構成基準的證券，而基金在任何期間的表現可能會或可能不會嚴重偏離基準的表現。

基本貨幣 美元。

主要風險

若需更多資訊，請參見「風險描述」。

- 交易對手和抵押品
- 投資基金
- 貨幣
- 流動性
- 衍生工具
- 市場
- 新興市場
- 營運
- 股票
- 可持續發展投資
- 對沖

風險管理方法 承擔法。

規劃您的投資

交易指示處理 本管理公司在任何估值日歐洲中部時間下午4時（英國時間下午3時）之前收到並接受的購買、轉換或出售基金股份的要求，通常按該估值日的資產淨值處理。結算通常於3個營業日內進行。

主要股份類別

類別	最低投資額（美元） ¹		最高交易費	最高年費	
	首次持有	再次投資	認購費	管理費	分銷費
A	2,500	1,000	5.25%	1.50%	—
E	2,500	1,000	—	1.50%	0.75%
I	10,000,000	100,000	—	0.80%	—
W/ Y	2,500	1,000	—	0.80%	—

倘有B類股份，則該等股份的年度管理費用與A類股份相同。關於現有股份類別（包括貨幣對沖）的完整清單，請參見「基金投資」一節。有關上述費用的詳細說明，請參見「基金費用和成本」一節。

¹ 或任何其他可自由兌換貨幣的等值金額。

富達基金 – 美國基金

投資目標及政策

目標 基金旨在隨時間推移實現資本增長。

投資政策 基金將最少70%（通常為75%）的資產投資於在美國上市、設立總部或進行大部份業務之公司的股票。基金亦可在輔助基礎上投資於貨幣市場工具。

投資流程 在主動管理基金的過程中，投資經理會考慮增長和估值指標、公司財務狀況、資本回報率、現金流和其他指標，以及公司管理、行業、經濟狀況和其他因素。投資經理在評估投資風險和機會時會考慮ESG特徵。在確定ESG特徵時，投資經理會考慮富達或外部機構提供的ESG評級。

基金旨在使其投資組合的ESG評分高於其基準的評分。透過投資管理流程，投資經理旨在確保被投資公司遵循良好的管治規範。

若需更多資訊，請參見「可持續發展投資和ESG整合」部份，以及可持續發展附錄。

SFDR產品類別 第8條（推動環境及 / 或社會特徵）。

衍生工具和技術 基金可使用衍生工具以進行對沖及有效率的投資組合管理。

除核心衍生工具外（請參見「本組基金如何使用工具和技術」部份），基金擬使用TRS。

使用TRS（包括CFD）預期0%；最高5%。

證券借貸 預期15%；最高30%。

回購 / 反向回購協議 預期0%；最高30%。

基準 S&P500指數，一項不考慮ESG特徵的廣泛市場指數。用於：僅作表現比較。

基本貨幣 美元。

主要風險

若需更多資訊，請參見「風險描述」。

- 集中度
- 交易對手和抵押品
- 貨幣
- 衍生工具
- 股票
- 對沖
- 投資基金
- 流動性
- 市場
- 營運
- 可持續發展投資

風險管理方法 承擔法。

規劃您的投資

交易指示處理 本管理公司在任何估值日歐洲中部時間下午4時（英國時間下午3時）之前收到並接受的購買、轉換或出售基金股份的要求，通常按該估值日的資產淨值處理。結算通常於3個營業日內進行。

主要股份類別

類別	最低投資額（美元） ¹		最高交易費	最高年費	
	首次持有	再次投資	認購費	管理費	分銷費
A	2,500	1,000	5.25%	1.50%	—
E	2,500	1,000	—	1.50%	0.75%
I	10,000,000	100,000	—	0.80%	—
W, Y	2,500	1,000	—	0.80%	—

倘有B類股份，則該等股份的年度管理費用與A類股份相同。關於現有股份類別（包括貨幣對沖）的完整清單，請參見「基金投資」一節。有關上述費用的詳細說明，請參見「基金費用和成本」一節。

¹ 或任何其他可自由兌換貨幣的等值金額。

富達基金 – 美國增長基金

投資目標及政策

目標 基金旨在實現長線資本增長。

投資政策 基金將最少70%（通常為75%）的資產投資於在美國設立總部或進行大部份業務之公司的股票。基金亦可在輔助基礎上投資於貨幣市場工具。

投資流程 在主動管理基金的過程中，投資經理會考慮增長和估值指標、公司財務狀況、資本回報率、現金流和其他指標，以及公司管理、行業、經濟狀況和其他因素。

投資經理在評估投資風險和機會時會考慮ESG特徵。在確定ESG特徵時，投資經理會考慮富達或外部機構提供的ESG評級。

基金旨在使其投資組合的ESG評分高於其基準的評分。透過投資管理流程，投資經理旨在確保被投資公司遵循良好的管治規範。

若需更多資訊，請參見「可持續發展投資和ESG整合」部份，以及可持續發展附錄。

SFDR產品類別 第8條（推動環境及 / 或社會特徵）。

衍生工具和技術 基金可使用衍生工具以進行對沖、有效率的投資組合管理及作投資用途。

除核心衍生工具外（請參見「本組基金如何使用工具和技術」部份），基金擬使用TRS。

使用TRS（包括CFD） 預期 10%；最高50%。

證券借貸 預期15%；最高30%。

回購 / 反向回購協議 預期0%；最高30%。

基準 S&P500指數，一項不考慮ESG特徵的廣泛市場指數。用於：僅作表現比較。

基本貨幣 美元。

主要風險

若需更多資訊，請參見「風險描述」。

- 集中度
- 交易對手和抵押品
- 貨幣
- 衍生工具
- 股票
- 對沖
- 投資基金
- 流動性
- 市場
- 營運
- 可持續發展投資

風險管理方法 承擔法。

規劃您的投資

交易指示處理 本管理公司在任何估值日歐洲中部時間下午4時（英國時間下午3時）之前收到並接受的購買、轉換或出售基金股份的要求，通常按該估值日的資產淨值處理。結算通常於3個營業日內進行。

主要股份類別

類別	最低投資額（美元） ¹		最高交易費	最高年費	
	首次持有	再次投資	認購費	管理費	分銷費
A	2,500	1,000	5.25%	1.50%	—
E	2,500	1,000	—	1.50%	0.75%
I	10,000,000	100,000	—	0.80%	—
W/ Y	2,500	1,000	—	0.80%	—

倘有B類股份，則該等股份的年度管理費用與A類股份相同。關於現有股份類別（包括貨幣對沖）的完整清單，請參見「基金投資」一節。有關上述費用的詳細說明，請參見「基金費用和成本」一節。

¹ 或任何其他可自由兌換貨幣的等值金額。

可持續發展美國股票基金

投資目標及政策

目標 基金旨在透過投資可持續發展投資來實現長線資本增長。

投資政策 基金將最少70%（通常為75%）的資產投資於在美國設立總部、上市或進行大部份業務之公司的股票。

基金旨在投資於有助於實現符合一個或多個聯合國可持續發展目標（「SDG」）的環境或社會目標的可持續發展投資。基金可以（在輔助基礎上且以最高20%的資產）持有現金、貨幣市場工具或其他用於進行對沖和有效率的投資組合管理目的的投資。

投資流程 在主動管理基金的過程中，投資經理挑選投資理念，透過綜合富達研究、第三方研究、量化篩選和公司會議結論來幫助縮小投資範圍。股票研究及甄選側重於評價ESG概況及與可持續發展目標相符程度等基本因素，以透過嚴格的由下而上的財務分析和估值來選擇具有強大投資回報潛力的股票。

投資經理根據其經濟活動對符合可持續發展目標的環境或社會目標的貢獻度來選擇發行機構。

投資經理旨在進行主動管理，與本基金持有的公司互動參與，以產生積極的影響。

基金評估其最少90%資產的ESG特徵。由於基金會根據發行機構的ESG特徵進行排除，因此基金的投資範圍縮減最少20%。

若需更多資訊，請參見「可持續發展投資和ESG整合」部份，以及可持續發展附錄。

SFDR產品類別 第9條（具有可持續發展投資目標）。

衍生工具和技術 本基金可使用衍生工具以進行對沖、有效率的投資組合管理目的。

除核心衍生工具外（請參見「本組基金如何使用工具和技術」部份），基金擬使用TRS。

使用TRS（包括CFD） 預期0%；最高10%。

證券借貸 預期15%；最高30%。

回購/反向回購協議 預期0%；最高30%。

基準 S&P500指數，一項不考慮ESG特徵的廣泛市場指數用於：僅作表現比較。

基本貨幣 美元。

主要風險

若需更多資訊，請參見「風險描述」。

- 集中度
- 交易對手和抵押品
- 貨幣
- 衍生工具
- 股票
- 對沖
- 投資基金
- 流動性
- 市場
- 營運
- 可持續發展投資

風險管理方法 承擔法。

規劃您的投資

交易指示處理 本管理公司在任何估值日歐洲中部時間下午4時（英國時間下午3時）之前收到並接受的購買、轉換或出售基金股份的要求，通常按該估值日的資產淨值處理。結算通常於3個營業日內進行。

主要股份類別

類別	最低投資額（美元） ¹		最高交易費	最高年費	
	首次持有	再次投資	認購費	管理費	分銷費
A	2,500	1,000	5.25%	1.50%	—
E	2,500	1,000	-	1.50%	0.75%
I	10,000,000	100,000	—	0.80%	—
W/Y	2,500	1,000	—	0.80%	—

倘有B類股份，則該等股份的年度管理費用與A類股份相同。關於現有股份類別（包括貨幣對沖）的完整清單，請參見「基金投資」一節。有關上述費用的詳細說明，請參見「基金費用和成本」一節。

¹或任何其他可自由兌換貨幣的等值金額。

富達基金 – 歐洲股息基金

投資目標及政策

目標 基金旨在實現長線資本增長並提供收益。

投資政策 基金將最少70%（通常為75%）的資產投資於在歐洲設立總部或進行大部份業務之公司的收益型股票。基金亦可在輔助基礎上投資於貨幣市場工具。

投資經理旨在提供超過基準的收益。

投資流程 在主動管理基金的過程中，投資經理會考慮增長和估值指標、公司財務狀況、資本回報率、現金流和其他指標，以及公司管理、行業、經濟狀況和其他因素。

投資經理的目標是其認為股息收益吸引，並具升值潛力的投資。投資經理在評估投資風險和機會時會考慮ESG因素。在確定ESG特徵時，投資經理會考慮富達或外部機構提供的ESG評級。

基金旨在使其投資組合的ESG評分高於其基準的評分。透過投資管理流程，投資經理旨在確保被投資公司遵循良好的管治規範。

若需更多資訊，請參見「可持續發展投資和ESG整合」部份，以及可持續發展附錄。

SFDR產品類別 第8條（推動環境及 / 或社會特徵）。

衍生工具和技術 基金可使用衍生工具以進行對沖、有效率的投資組合管理及作投資用途。

除核心衍生工具外（請參見「本組基金如何使用工具和技術」部份），基金擬使用TRS。

使用TRS（包括CFD） 預期 0%；最高10%。

證券借貸 預期15%；最高30%。

回購 / 反向回購協議 預期0%；最高30%。

基準 MSCI Europe 指數，一項不考慮ESG特徵的廣泛市場指數。用於：表現比較。

基金投資於構成基準的證券。然而，基金的管理屬全權委託，因此基金可能投資於並非構成基準的證券，而基金在任何期間的表現可能會或可能不會嚴重偏離基準的表現。

基本貨幣 歐元。

主要風險

若需更多資訊，請參見「風險描述」。

- 交易對手和抵押品
- 投資基金
- 貨幣
- 流動性
- 衍生工具
- 市場
- 股票
- 營運
- 對沖
- 可持續發展投資

風險管理方法 承擔法。

規劃您的投資

交易指示處理 本管理公司在任何估值日歐洲中部時間下午4時（英國時間下午3時）之前收到並接受的購買、轉換或出售基金股份的要求，通常按該估值日的資產淨值處理。結算通常於3個營業日內進行。

主要股份類別

類別	最低投資額（美元） ¹		最高交易費	最高年費	
	首次持有	再次投資	認購費	管理費	分銷費
A	2,500	1,000	5.25%	1.50%	—
E	2,500	1,000	—	1.50%	0.75%
I	10,000,000	100,000	—	0.80%	—
W/ Y	2,500	1,000	—	0.80%	—

倘有B類股份，則該等股份的年度管理費用與A類股份相同。關於現有股份類別（包括貨幣對沖）的完整清單，請參見「基金投資」一節。有關上述費用的詳細說明，請參見「基金費用和成本」一節。

¹或任何其他可自由兌換貨幣的等值金額。

富達基金 – 歐洲動力增長基金

投資目標及政策

目標 基金旨在實現長線資本增長。

投資政策 基金將最少70%（通常為75%）的資產投資於在歐洲設立總部或進行大部份業務之公司的股票。基金亦可在輔助基礎上投資於貨幣市場工具。

一般而言，基金偏好投資於市值介乎10億至100億歐元的中型公司。

投資流程 在主動管理基金的過程中，投資經理會考慮增長和估值指標、公司財務狀況、資本回報率、現金流和其他指標，以及公司管理、行業、經濟狀況和其他因素。投資經理在評估投資風險和機會時會考慮ESG特徵。在確定ESG特徵時，投資經理會考慮富達或外部機構提供的ESG評級。

基金旨在使其投資組合的ESG評分高於其基準的評分。透過投資管理流程，投資經理旨在確保被投資公司遵循良好的管治規範。

若需更多資訊，請參見「可持續發展投資和ESG整合」部份，以及可持續發展附錄。

SFDR產品類別 第8條（推動環境及 / 或社會特徵）。

衍生工具和技術 基金可使用衍生工具以進行對沖、有效率的投資組合管理及作投資用途。

除核心衍生工具外（請參見「本組基金如何使用工具和技術」部份），基金擬使用TRS。

使用TRS（包括CFD）預期0%；最高10%。

證券借貸 預期15%；最高30%。

回購 / 反向回購協議 預期0%；最高30%。

基準 MSCI Europe 指數，一項不考慮ESG特徵的廣泛市場指數。用於：表現比較。

基本貨幣 歐元。

主要風險

若需更多資訊，請參見「風險描述」。

- 集中度
- 交易對手和抵押品
- 貨幣
- 衍生工具
- 股票
- 對沖
- 投資基金
- 流動性
- 市場
- 營運
- 中小型公司股票
- 可持續發展投資

風險管理方法 承擔法。

規劃您的投資

交易指示處理 本管理公司在任何估值日歐洲中部時間下午4時（英國時間下午3時）之前收到並接受的購買、轉換或出售基金股份的要求，通常按該估值日的資產淨值處理。結算通常於3個營業日內進行。

主要股份類別

類別	最低投資額（美元） ¹		最高交易費	最高年費	
	首次持有	再次投資	認購費	管理費	分銷費
A	2,500	1,000	5.25%	1.50%	—
E	2,500	1,000	—	1.50%	0.75%
I	10,000,000	100,000	—	0.80%	—
W/ Y	2,500	1,000	—	0.80%	—

倘有B類股份，則該等股份的年度管理費用與A類股份相同。關於現有股份類別（包括貨幣對沖）的完整清單，請參見「基金投資」一節。有關上述費用的詳細說明，請參見「基金費用和成本」一節。

¹ 或任何其他可自由兌換貨幣的等值金額。

富達基金 – 歐洲增長基金

投資目標及政策

目標 基金旨在隨時間推移實現資本增長。

投資政策 基金將最少70%（通常為75%）的資產投資於在歐洲證券交易所上市之公司的股票。基金亦可在輔助基礎上投資於貨幣市場工具。

投資流程 在主動管理基金的過程中，投資經理會考慮增長和估值指標、公司財務狀況、資本回報率、現金流和其他指標，以及公司管理、行業、經濟狀況和其他因素。

投資經理在評估投資風險和機會時會考慮ESG特徵。在確定ESG特徵時，投資經理會考慮富達或外部機構提供的ESG評級。

基金旨在使其投資組合的ESG評分高於其基準的評分。透過投資管理流程，投資經理旨在確保被投資公司遵循良好的管治規範。

若需更多資訊，請參見「可持續發展投資和ESG整合」部份，以及可持續發展附錄。

SFDR產品類別 第8條（推動環境及 / 或社會特徵）。

衍生工具和技術 基金可使用衍生工具以進行對沖及有效率的投資組合管理。

使用TRS（包括CFD）無。

證券借貸 預期15%；最高30%。

回購 / 反向回購協議 預期0%；最高30%。

基準 MSCI Europe 指數，一項不考慮ESG特徵的廣泛市場指數。用於：風險監控、投資選擇及表現比較。

基金投資於構成基準的證券。然而，基金的管理屬全權委託，因此基金可能投資於並非構成基準的證券，而基金在任何期間的表現可能會或可能不會嚴重偏離基準的表現。

基本貨幣 歐元。

主要風險

若需更多資訊，請參見「風險描述」。

- 交易對手和抵押品
- 流動性
- 衍生工具
- 市場
- 股票
- 營運
- 對沖
- 可持續發展投資
- 投資基金

風險管理方法 承擔法。

規劃您的投資

交易指示處理 本管理公司在任何估值日歐洲中部時間下午4時（英國時間下午3時）之前收到並接受的購買、轉換或出售基金股份的要求，通常按該估值日的資產淨值處理。結算通常於3個營業日內進行。

主要股份類別

類別	最低投資額（美元） ¹		最高交易費	最高年費	
	首次持有	再次投資	認購費	管理費	分銷費
A	2,500	1,000	5.25%	1.50%	—
E	2,500	1,000	—	1.50%	0.75%
I	10,000,000	100,000	—	0.80%	—
W/ Y	2,500	1,000	—	0.80%	—

倘有B類股份，則該等股份的年度管理費用與A類股份相同。關於現有股份類別（包括貨幣對沖）的完整清單，請參見「基金投資」一節。有關上述費用的詳細說明，請參見「基金費用和成本」一節。

¹ 或任何其他可自由兌換貨幣的等值金額。

富達基金 – 歐洲大型公司基金

投資目標及政策

目標 基金旨在實現長線資本增長。

投資政策 基金將最少70%的資產投資於在歐洲上市、設立總部或進行大部份業務之大型公司的股票。基金亦可投資於貨幣市場工具。

投資流程 在主動管理基金的過程中，投資經理會考慮增長和估值指標、公司財務狀況、資本回報率、現金流和其他指標，以及公司管理、行業、經濟狀況和其他因素。

投資經理在評估投資風險和機會時會考慮ESG特徵。在確定ESG特徵時，投資經理會考慮富達或外部機構提供的ESG評級。

基金旨在使其投資組合的ESG評分高於其基準的評分。透過投資管理流程，投資經理旨在確保被投資公司遵循良好的管治規範。

若需更多資訊，請參見「可持續發展投資和ESG整合」部份，以及可持續發展附錄。

SFDR產品類別 第8條（推動環境及 / 或社會特徵）。

衍生工具和技術 基金可使用衍生工具以進行對沖、有效率的投資組合管理及作投資用途。

除核心衍生工具外（請參見「本組基金如何使用工具和技術」部份），基金擬使用TRS。

使用TRS（包括CFD）預期0%；最高10%。

證券借貸 預期15%；最高30%。

回購 / 反向回購協議 預期0%；最高30%。

基準 MSCI Europe 指數，一項不考慮ESG特徵的廣泛市場指數。用於：投資選擇、風險監控及表現比較。

基金投資於構成基準的證券。然而，基金的管理屬全權委託，因此基金可能投資於並非構成基準的證券，而基金在任何期間的表現可能會或可能不會嚴重偏離基準的表現。

基本貨幣 歐元。

主要風險

若需更多資訊，請參見「風險描述」。

- 集中度
- 交易對手和抵押品
- 貨幣
- 衍生工具
- 股票
- 對沖
- 投資基金
- 流動性
- 市場
- 營運
- 可持續發展投資

風險管理方法 承擔法。

規劃您的投資

交易指示處理 本管理公司在任何估值日歐洲中部時間下午4時（英國時間下午3時）之前收到並接受的購買、轉換或出售基金股份的要求，通常按該估值日的資產淨值處理。結算通常於3個營業日內進行。

主要股份類別

類別	最低投資額（美元） ¹		最高交易費	最高年費	
	首次持有	再次投資	認購費	管理費	分銷費
A	2,500	1,000	5.25%	1.50%	—
E	2,500	1,000	—	1.50%	0.75%
I	10,000,000	100,000	—	0.80%	—
Y	2,500	1,000	—	0.80%	—

倘有B類股份，則該等股份的年度管理費用與A類股份相同。關於現有股份類別（包括貨幣對沖）的完整清單，請參見「基金投資」一節。有關上述費用的詳細說明，請參見「基金費用和成本」一節。

¹ 或任何其他可自由兌換貨幣的等值金額。

歐盟 50 指數基金

投資目標及政策

目標 基金旨在透過追蹤基準的表現（未扣除費用和開支），實現長期的資本增長。

投資政策 基金投資於（包括透過使用衍生工具）構成基準之公司的股票。

為管理現金持倉，除貨幣市場工具、現金及定期存款之外，基金亦可投資於集體投資計劃（例如流動性現金基金），包括由FIL集團管理的集體投資計劃。

投資流程 在被动管理基金的過程中，投資經理尋求複製（追蹤）構成基準的成份組合，並將投資組合回報與基準回報之間的差距降至最低。投資經理不會考慮環境、社會和管治（ESG）因素。基金的ESG特徵基本上與基準相似。

衍生工具和技術 基金可使用衍生工具以進行對沖及有效率的投資組合管理。

使用TRS（包括CFD） 無。

證券借貸 預期15%；最高30%。

回購 / 反向回購協議 預期0%；最高30%。

基準 Solactive Euro 50 NTR指數。用於：僅作追蹤。若需更多資訊，請參見「有關富達基金 - 歐盟50指數基金的進一步資訊」及<https://www.solactive.com/indices>。

基於某些如流動性或成本過高等原因，基金未必能一直投資於構成基準的所有成份股或與基準的成份比重完全相同。視乎情況而定，基金亦可能投資於並非基準成份股的證券。

基本貨幣 歐元。

主要風險

若需更多資訊，請參見「風險描述」。

- 基準依賴
- 交易對手和抵押品
- 貨幣
- 衍生工具
- 股票
- 對沖
- 投資基金
- 流動性
- 市場
- 營運

風險管理方法 承擔法

規劃您的投資

交易指示處理 本管理公司在任何估值日歐洲中部時間下午1時（英國時間中午12時）之前收到並接受的購買、轉換或出售基金股份的要求，通常按該估值日的資產淨值處理。結算通常於3個營業日內進行。

主要股份類別

類別	最低投資額（美元） ¹		最高交易費	最高年費	
	首次持有	再次投資	認購費	管理費	分銷費
A	2,500	1,000	5.25%	0.20%	—
Y	2,500	1,000	—	0.10%	—

倘有B類股份，則該等股份的年度管理費用與A類股份相同。關於現有股份類別（包括貨幣對沖）的完整清單，請參見「基金投資」一節。有關上述費用的詳細說明，請參見「基金費用和成本」一節。

¹ 或任何其他可自由兌換貨幣的等值金額。

富達基金 – 歐洲小型公司基金

投資目標及政策

目標 基金旨在隨時間推移實現資本增長。

投資政策 基金將最少70%（通常為75%）的資產投資於在歐洲上市、設立總部或進行大部份業務之中小型公司的股票。基金亦可在輔助基礎上投資於貨幣市場工具。

投資流程 在主動管理基金的過程中，投資經理會考慮增長和估值指標、公司財務狀況、資本回報率、現金流和其他指標，以及公司管理、行業、經濟狀況和其他因素。投資經理的投資流程會考慮可持續發展風險。

若需更多資訊，請參見「可持續發展投資和ESG整合」部份。

衍生工具和技術 基金可使用衍生工具以進行對沖、有效率的投資組合管理及作投資用途。

除核心衍生工具外（請參見「本組基金如何使用工具和技術」部份），基金擬使用TRS。

使用TRS（包括CFD） 預期0%；最高10%。

證券借貸 預期15%；最高30%。

回購 / 反向回購協議 預期0%；最高30%。

基準 MSCI Europe Small Cap (Net)指數。用於：投資選擇、風險監控及表現比較。

基金投資於構成基準的證券。然而，基金的管理屬全權委託，因此基金可能投資於並非構成基準的證券，而基金在任何期間的表現可能會或可能不會嚴重偏離基準的表現。

基本貨幣 歐元。

主要風險

若需更多資訊，請參見「風險描述」。

- 集中度
- 交易對手和抵押品
- 衍生工具
- 股票
- 對沖
- 投資基金
- 流動性
- 市場
- 營運
- 中小型公司股票

風險管理方法 承擔法。

規劃您的投資

交易指示處理 本管理公司在任何估值日歐洲中部時間下午4時（英國時間下午3時）之前收到並接受的購買、轉換或出售基金股份的要求，通常按該估值日的資產淨值處理。結算通常於3個營業日內進行。

主要股份類別

類別	最低投資額（美元） ¹		最高交易費	最高年費	
	首次持有	再次投資	認購費	管理費	分銷費
A	2,500	1,000	5.25%	1.50%	—
E	2,500	1,000	—	1.50%	0.75%
I	10,000,000	100,000	—	0.80%	—
Y	2,500	1,000	—	0.80%	—

倘有B類股份，則該等股份的年度管理費用與A類股份相同。關於現有股份類別（包括貨幣對沖）的完整清單，請參見「基金投資」一節。有關上述費用的詳細說明，請參見「基金費用和成本」一節。

¹ 或任何其他可自由兌換貨幣的等值金額。

富達基金 – 德國基金

投資目標及政策

目標 基金旨在隨時間推移實現資本增長。

投資政策 基金將最少70%（通常為75%）的資產投資於在德國上市、設立總部或進行大部份業務之公司的股票。基金亦可在輔助基礎上投資於貨幣市場工具。

投資流程 在主動管理基金的過程中，投資經理會考慮增長和估值指標、公司財務狀況、資本回報率、現金流和其他指標，以及公司管理、行業、經濟狀況和其他因素。

投資經理在評估投資風險和機會時會考慮ESG特徵。在確定ESG特徵時，投資經理會考慮富達或外部機構提供的ESG評級。

基金旨在使其投資組合的ESG評分高於其基準的評分。透過投資管理流程，投資經理旨在確保被投資公司遵循良好的管治規範。

若需更多資訊，請參見「可持續發展投資和ESG整合」部份，以及可持續發展附錄。

SFDR產品類別 第8條（推動環境及 / 或社會特徵）。

衍生工具和技術 基金可使用衍生工具以進行對沖、有效率的投資組合管理及作投資用途。

除核心衍生工具外（請參見「本組基金如何使用工具和技術」部份），基金擬使用TRS。

使用TRS（包括CFD） 預期0%；最高10%。

證券借貸 預期15%；最高30%。

回購 / 反向回購協議 預期0%；最高30%。

基準 HDAX® Total Return指數，一項不考慮ESG特徵的廣泛市場指數。用於：投資選擇、風險監控及表現比較。

基金投資於構成基準的證券。然而，基金的管理屬全權委託，因此基金可能投資於並非構成基準的證券，而基金在任何期間的表現可能會或可能不會嚴重偏離基準的表現。

基本貨幣 歐元。

主要風險

若需更多資訊，請參見「風險描述」。

- 集中度
- 交易對手和抵押品
- 衍生工具
- 股票
- 對沖
- 投資基金
- 流動性
- 市場
- 營運
- 可持續發展投資

風險管理方法 承擔法。

規劃您的投資

交易指示處理 本管理公司在任何估值日歐洲中部時間下午4時（英國時間下午3時）之前收到並接受的購買、轉換或出售基金股份的要求，通常按該估值日的資產淨值處理。結算通常於3個營業日內進行。

基金符合法國「股票儲蓄計劃 (Plan d'Épargne en Actions)」（PEA）的資格。

主要股份類別

類別	最低投資額 (美元) ¹		最高交易費	最高年費	
	首次持有	再次投資	認購費	管理費	分銷費
A	2,500	1,000	5.25%	1.50%	—
E	2,500	1,000	—	1.50%	0.75%
I	10,000,000	100,000	—	0.80%	—
W/ Y	2,500	1,000	—	0.80%	—

倘有B類股份，則該等股份的年度管理費用與A類股份相同。關於現有股份類別（包括貨幣對沖）的完整清單，請參見「基金投資」一節。有關上述費用的詳細說明，請參見「基金費用和成本」一節。

¹ 或任何其他可自由兌換貨幣的等值金額。

富達基金 – 西班牙 / 葡萄牙基金

投資目標及政策

目標 基金旨在隨時間推移實現資本增長。

投資政策 基金將最少70%（通常為75%）的資產投資於在西班牙和葡萄牙上市、設立總部或進行大部份業務之公司的股票。基金亦可在輔助基礎上投資於貨幣市場工具。

投資流程 在主動管理基金的過程中，投資經理會考慮增長和估值指標、公司財務狀況、資本回報率、現金流和其他指標，以及公司管理、行業、經濟狀況和其他因素。

投資經理在評估投資風險和機會時會考慮ESG特徵。在確定ESG特徵時，投資經理會考慮富達或外部機構提供的ESG評級。基金旨在使其投資組合的ESG評分高於其基準的評分。透過投資管理流程，投資經理旨在確保被投資公司遵循良好的管治規範。此外，投資經理與發行機構互動協作，致力改善ESG課題。

若需更多資訊，請參見「可持續發展投資和ESG整合」部份，以及可持續發展附錄。

SFDR產品類別 第8條（推動環境及 / 或社會特徵）。

衍生工具和技術 基金可使用衍生工具以進行對沖、有效率的投資組合管理及作投資用途。

除核心衍生工具外（請參見「本組基金如何使用工具和技術」部份），基金擬使用TRS。

使用TRS（包括CFD） 預期 10%；最高50%。

證券借貸 預期15%；最高30%。

回購 / 反向回購協議 預期0%；最高30%。

基準 80% IBEX35指數及 20% PSI20指數，不考慮ESG特徵的廣泛市場指數。用於：表現比較。

基本貨幣 歐元。

主要風險

若需更多資訊，請參見「風險描述」。

- 集中度
- 交易對手和抵押品
- 貨幣
- 衍生工具
- 股票
- 對沖
- 投資基金
- 流動性
- 市場
- 營運
- 可持續發展投資

風險管理方法 承擔法。

規劃您的投資

交易指示處理 本管理公司在任何估值日歐洲中部時間下午4時（英國時間下午3時）之前收到並接受的購買、轉換或出售基金股份的要求，通常按該估值日的資產淨值處理。結算通常於3個營業日內進行。

基金符合法國「股票儲蓄計劃 (Plan d'Épargne en Actions)」（PEA）的資格。

主要股份類別

類別	最低投資額（美元） ¹		最高交易費	最高年費	
	首次持有	再次投資	認購費	管理費	分銷費
A	2,500	1,000	5.25%	1.50%	—
E	2,500	1,000	—	1.50%	0.75%
I	10,000,000	100,000	—	0.80%	—
Y	2,500	1,000	—	0.80%	—

倘有B類股份，則該等股份的年度管理費用與A類股份相同。關於現有股份類別（包括貨幣對沖）的完整清單，請參見「基金投資」一節。有關上述費用的詳細說明，請參見「基金費用和成本」一節。

¹或任何其他可自由兌換貨幣的等值金額。

富達基金 – 意大利基金

投資目標及政策

目標 基金旨在實現長線資本增長。

投資政策 基金將最少70%（通常為75%）的資產投資於意大利公司的股票。基金將其最少70%的資產投資於並非從事房地產業務的公司，該等公司必須位於意大利或其他歐盟或歐洲經濟區成員國，並且在意大利設有常設機構。

基金不得將其超過10%的資產投資於由同一家公司或屬同一集團的公司所發行或訂立的金融工具，或現金存款。

基金不得投資於由並非駐於獲准與意大利充份交換資料之國家的公司所發行或訂立的金融工具。

個人長期儲蓄計劃（Piano Individuale di Risparmio a lungo termine，簡稱PIR）之合格投資：在不損害一般投資權力及限制所載投資限制的原則下，並根據2016年12月11日意大利第232號法例（經修訂）的規定，最少17.5%的基金資產須為由未獲納入FTSE MIB指數或任何同類指數的公司所發行的證券，而最少3.5%的基金資產須為由未獲納入FTSE MIB指數、FTSE Mid Cap指數或任何同類指數的公司所發行的證券。

投資流程 在主動管理基金的過程中，投資經理會考慮增長和公司財務狀況、資本回報率、現金流和其他指標，以及公司管理、行業、經濟狀況和其他因素。

投資經理在評估投資風險和機會時會考慮ESG特徵。在確定ESG特徵時，投資經理會考慮富達或外部機構提供的ESG評級。

基金旨在使其投資組合的ESG評分高於其基準的評分。透過投資管理流程，投資經理旨在確保被投資公司遵循良好的管治規範。

若需更多資訊，請參見「可持續發展投資和ESG整合」部份，以及可持續發展附錄。

SFDR產品類別 第8條（推動環境及 / 或社會特徵）。

衍生工具和技術 基金僅可使用衍生工具以進行對沖。

除核心衍生工具外（請參見「本組基金如何使用工具和技術」部份），基金擬使用TRS。

使用TRS（包括CFD） 預期 0%；最高10%。

證券借貸 預期15%；最高30%。

回購 / 反向回購協議 預期0%；最高30%。

基準 FTSE Italia All Share指數，一項不考慮ESG特徵的廣泛市場指數。用於：表現比較。

基本貨幣 歐元。

主要風險

若需更多資訊，請參見「風險描述」。

- 集中度
- 交易對手和抵押品
- 貨幣
- 衍生工具
- 股票
- 對沖
- 投資基金
- 流動性
- 市場
- 營運
- 中小型公司股票
- 可持續發展投資

風險管理方法 承擔法。

規劃您的投資

交易指示處理 本管理公司在任何估值日歐洲中部時間下午4時（英國時間下午3時）之前收到並接受的購買、轉換或出售基金股份的要求，通常按該估值日的資產淨值處理。結算通常於3個營業日內進行。

基金符合法國「股票儲蓄計劃 (Plan d'Épargne en Actions)」(PEA) 和意大利「個人長期儲蓄計劃 (Piano Individuale di Risparmio a lungo termine)」(PIR) 的資格。

主要股份類別

類別	最低投資額 (美元) ¹		最高交易費	最高年費	
	首次持有	再次投資	認購費	管理費	分銷費
A	2,500	1,000	5.25%	1.50%	—
E	2,500	1,000	—	1.50%	0.75%
I	10,000,000	100,000	—	0.80%	—
W/ Y	2,500	1,000	—	0.80%	—

倘有B類股份，則該等股份的年度管理費用與A類股份相同。關於現有股份類別（包括貨幣對沖）的完整清單，請參見「基金投資」一節。有關上述費用的詳細說明，請參見「基金費用和成本」一節。

¹ 或任何其他可自由兌換貨幣的等值金額。

富達基金 – 北歐基金

投資目標及政策

目標 基金旨在隨時間推移實現資本增長。

投資政策 基金將最少70%（通常為75%）的資產投資於在丹麥、芬蘭、挪威和瑞典證券交易所上市或買賣的任何市值之公司的股票。基金亦可在輔助基礎上投資於貨幣市場工具。

投資流程 在主動管理基金的過程中，投資經理會考慮增長和估值指標、公司財務狀況、資本回報率、現金流和其他指標，以及公司管理、行業、經濟狀況和其他因素。

投資經理在評估投資風險和機會時會考慮ESG特徵。在確定ESG特徵時，投資經理會考慮富達或外部機構提供的ESG評級。

基金旨在使其投資組合的ESG評分高於其基準的評分。透過投資管理流程，投資經理旨在確保被投資公司遵循良好的管治規範。

若需更多資訊，請參見「可持續發展投資和ESG整合」部份，以及可持續發展附錄。

SFDR產品類別 第8條（推動環境及 / 或社會特徵）。

衍生工具和技術 基金可使用衍生工具以進行對沖、有效率的投資組合管理及作投資用途。

除核心衍生工具外（請參見「本組基金如何使用工具和技術」部份），基金擬使用TRS。

使用TRS（包括CFD） 預期 0%；最高10%。

證券借貸 預期15%；最高30%。

回購 / 反向回購協議 預期0%；最高30%。

基準 FTSE Nordic Capped 10%指數，一項不考慮ESG特徵的廣泛市場指數。用於：表現比較。

基本貨幣 瑞典克朗。

主要風險

若需更多資訊，請參見「風險描述」。

- 集中度
- 交易對手和抵押品
- 貨幣
- 衍生工具
- 股票
- 對沖
- 投資基金
- 流動性
- 市場
- 營運
- 中小型公司股票
- 可持續發展投資

風險管理方法 承擔法。

規劃您的投資

交易指示處理 本管理公司在任何估值日歐洲中部時間下午4時（英國時間下午3時）之前收到並接受的購買、轉換或出售基金股份的要求，通常按該估值日的資產淨值處理。結算通常於3個營業日內進行。

這項基金符合法國「股票儲蓄計劃（Plan d'Épargne en Actions）」（PEA）的資格。

主要股份類別

類別	最低投資額（美元） ¹		最高交易費	最高年費	
	首次持有	再次投資	認購費	管理費	分銷費
A	2,500	1,000	5.25%	1.50%	—
Y	2,500	1,000	—	0.80%	—

倘有B類股份，則該等股份的年度管理費用與A類股份相同。關於現有股份類別（包括貨幣對沖）的完整清單，請參見「基金投資」一節。有關上述費用的詳細說明，請參見「基金費用和成本」一節。

¹或任何其他可自由兌換貨幣的等值金額。

可持續發展歐洲股票基金

投資目標及政策

目標 基金旨在實現長線資本增長。

投資政策 基金將最少70%的資產投資於在歐洲上市、設立總部或進行大部份業務之公司的股票。基金亦可在輔助基礎上投資於貨幣市場工具。

投資流程 在主動管理基金的過程中，投資經理會考慮增長和估值指標、公司財務狀況、資本回報率、現金流和其他指標，以及公司管理、行業、經濟狀況和其他特徵。投資經理在評估投資風險和機會時會考慮ESG特徵。在確定ESG特徵時，投資經理會考慮富達或外部機構提供的ESG評級。

基金將最少80%的資產投資於具有高ESG評級之發行機構的證券，以及最多20%投資於具有較低ESG評級之發行機構的證券，包括具有較遜色但持續改善ESG特徵之發行機構。透過投資管理流程，投資經理旨在確保被投資公司遵循良好的管治規範。

若需更多資訊，請參見「可持續發展投資和ESG整合」部份，以及可持續發展附錄。

SFDR產品類別 第8條（推動環境及 / 或社會特徵）。

衍生工具和技術 基金可使用衍生工具以進行對沖、有效率的投資組合管理及作投資用途。

除核心衍生工具外（請參見「本組基金如何使用工具和技術」部份），基金擬使用TRS。

使用TRS（包括CFD） 預期0%；最高10%。

證券借貸 預期15%；最高30%。

回購 / 反向回購協議 預期0%；最高30%。

基準 MSCI Europe 指數，一項不考慮ESG特徵的廣泛市場指數。用於：投資選擇、風險監控及表現比較。

基金投資於構成基準的證券。然而，基金的管理屬全權委託，因此基金可能投資於並非構成基準的證券，而基金在任何期間的表現可能會或可能不會嚴重偏離基準的表現。

基本貨幣 歐元。

主要風險

若需更多資訊，請參見「風險描述」。

- 集中度
- 交易對手和抵押品
- 貨幣
- 衍生工具
- 股票
- 對沖
- 投資基金
- 流動性
- 市場
- 營運
- 可持續發展投資

風險管理方法 承擔法。

規劃您的投資

交易指示處理 本管理公司在任何估值日歐洲中部時間下午4時（英國時間下午3時）之前收到並接受的購買、轉換或出售基金股份的要求，通常按該估值日的資產淨值處理。結算通常於3個營業日內進行。

主要股份類別

類別	最低投資額 (美元) ¹		最高交易費	最高年費	
	首次持有	再次投資	認購費	管理費	分銷費
A	2,500	1,000	5.25%	1.50%	—
E	2,500	1,000	—	1.50%	0.75%
I	10,000,000	100,000	—	0.80%	—
W, Y	2,500	1,000	—	0.80%	—

倘有B類股份，則該等股份的年度管理費用與A類股份相同。關於現有股份類別（包括貨幣對沖）的完整清單，請參見「基金投資」一節。有關上述費用的詳細說明，請參見「基金費用和成本」一節。

¹ 或任何其他可自由兌換貨幣的等值金額。

可持續發展歐元區股票基金

投資目標及政策

目標 基金旨在透過投資可持續發展投資來實現長線資本增長。

投資政策 基金將最少70%的資產投資於在歐洲貨幣聯盟成員國上市、設立總部或進行大部份業務之公司並以歐元計價的股票。

基金旨在投資有助於實現符合一個或多個聯合國可持續發展目標（「SDG」）的環境或社會目標的可持續發展投資。基金可以（在輔助基礎上且以最高20%的資產）持有現金、貨幣市場工具或其他用於進行對沖和有效率的投資組合管理目的的投資。基金旨在維持相對基準較低的碳足跡。碳足跡的定義是每100萬美元銷售額的二氧化碳排放噸數。

投資經理將會排除MSCI ESG評級低於「BBB」之發行機構的投資。

投資流程 在主動管理基金的過程中，投資經理挑選投資理念，透過綜合富達研究、第三方研究、量化篩選和公司會議結論來幫助縮小投資範圍。股票研究及甄選側重於評價ESG概況、與碳排放目標相符程度及基本因素，以透過嚴格的由下而上的財務分析和估值來選擇具有強大投資回報潛力的股票。

投資經理旨在進行主動管理，與本基金持有的公司互動參與，以產生積極的影響。

基金評估其最少90%資產的ESG特徵。基金根據發行機構的ESG特徵進行排除後，基金在挑選投資時的投資範圍縮減最少20%。

若需更多資訊，請參見「可持續發展投資和ESG整合」部份，以及可持續發展附錄。

SFDR產品類別 第9條（具有可持續發展投資目標）。

衍生工具和技術 基金可使用衍生工具以進行對沖、有效率的投資組合管理及作投資用途。

除核心衍生工具外（請參見「本組基金如何使用工具和技術」部份），基金擬使用TRS。

使用TRS（包括CFD）預期0%；最高50%。

證券借貸 預期15%；最高30%。

回購 / 反向回購協議 預期0%；最高30%。

基準 MSCI EMU 指數，一項不考慮ESG特徵的廣泛市場指數。用於：投資選擇、風險監控，以及表現和碳足跡比較。

基金投資於構成基準的證券。然而，基金的管理屬全權委託，因此基金可能投資於並非構成基準的證券，而基金在任何期間的表現可能會或可能不會嚴重偏離基準的表現。

基本貨幣 歐元。

主要風險

若需更多資訊，請參見「風險描述」。

- 集中度
- 交易對手和抵押品
- 貨幣
- 衍生工具
- 股票
- 對沖
- 投資基金
- 流動性
- 市場
- 營運
- 可持續發展投資

風險管理方法 承擔法。

規劃您的投資

交易指示處理 本管理公司在任何估值日歐洲中部時間下午4時（英國時間下午3時）之前收到並接受的購買、轉換或出售基金股份的要求，通常按該估值日的資產淨值處理。結算通常於3個營業日內進行。

基金符合法國「股票儲蓄計劃 (Plan d'Épargne en Actions) (PEA) 的資格。

主要股份類別

類別	最低投資額 (美元) ¹		最高交易費	最高年費	
	首次持有	再次投資	認購費	管理費	分銷費
A	2,500	1,000	5.25%	1.50%	—
E	2,500	1,000	—	1.50%	0.75%
I	10,000,000	100,000	—	0.80%	—
W, Y	2,500	1,000	—	0.80%	—

倘有B類股份，則該等股份的年度管理費用與A類股份相同。關於現有股份類別（包括貨幣對沖）的完整清單，請參見「基金投資」一節。有關上述費用的詳細說明，請參見「基金費用和成本」一節。

¹ 或任何其他可自由兌換貨幣的等值金額。

富達基金 – 瑞士基金

投資目標及政策

目標 基金旨在隨時間推移實現資本增長。

投資政策 基金將最少70%（通常為75%）的資產投資於在瑞士上市、設立總部或進行大部份業務之公司的股票。基金亦可在輔助基礎上投資於貨幣市場工具。

投資流程 在主動管理基金的過程中，投資經理會考慮增長和估值指標、公司財務狀況、資本回報率、現金流和其他財務指標，以及公司管理、行業、經濟狀況和其他因素。

投資經理在評估投資風險和機會時會考慮ESG特徵。在確定ESG特徵時，投資經理會考慮富達或外部機構提供的ESG評級。

基金旨在使其投資組合的ESG評分高於其基準的評分。透過投資管理流程，投資經理旨在確保被投資公司遵循良好的管治規範。

若需更多資訊，請參見「可持續發展投資和ESG整合」部份，以及可持續發展附錄。

SFDR產品類別 第8條（推動環境及 / 或社會特徵）。

衍生工具和技術 基金可使用衍生工具以進行對沖、有效率的投資組合管理及作投資用途。

除核心衍生工具外（請參見「本組基金如何使用工具和技術」部份），基金擬使用TRS。

使用TRS（包括CFD） 預期 0%；最高10%。

證券借貸 預期15%；最高30%。

回購 / 反向回購協議 預期0%；最高30%。

基準 MSCI Switzerland指數，一項不考慮ESG特徵的廣泛市場指數。用於：表現比較。

基本貨幣 瑞士法郎。

主要風險

若需更多資訊，請參見「風險描述」。

- 集中度
- 交易對手和抵押品
- 貨幣
- 衍生工具
- 股票
- 對沖
- 投資基金
- 流動性
- 市場
- 營運
- 可持續發展投資

風險管理方法 承擔法。

規劃您的投資

交易指示處理 本管理公司在任何估值日歐洲中部時間下午4時（英國時間下午3時）之前收到並接受的購買、轉換或出售基金股份的要求，通常按該估值日的資產淨值處理。結算通常於3個營業日內進行。

主要股份類別

類別	最低投資額（美元） ¹		最高交易費	最高年費	
	首次持有	再次投資	認購費	管理費	分銷費
A	2,500	1,000	5.25%	1.50%	—
Y	2,500	1,000	—	0.80%	—

倘有B類股份，則該等股份的年度管理費用與A類股份相同。關於現有股份類別（包括貨幣對沖）的完整清單，請參見「基金投資」一節。有關上述費用的詳細說明，請參見「基金費用和成本」一節。

¹或任何其他可自由兌換貨幣的等值金額。

富達基金 – 英國特別機會基金

投資目標及政策

目標 基金旨在實現長線資本增長。

投資政策 基金將最少70%的資產投資於在英國上市、設立總部或進行大部份業務之公司的股票。基金尋求投資於特別機會股票（被低估並具有復甦潛力，但未被市場認可的股票）。基金的投資組合將涵蓋大、中及小型公司。基金亦可在輔助基礎上投資於貨幣市場工具。

投資流程 在主動管理基金的過程中，投資經理會考慮增長和估值指標、公司財務狀況、資本回報率、現金流和其他財務指標，以及公司管理、行業、經濟狀況和其他因素。投資經理將專注於其認為被低估並具有復甦潛力（即股價可能回升以反映業務基本因素持續轉佳），但未被市場認可（即特別機會）的公司。投資經理的投資流程會考慮可持續發展風險。

若需更多資訊，請參見「可持續發展投資和ESG整合」部份。

衍生工具和技術 基金可使用衍生工具以進行對沖、有效率的投資組合管理及作投資用途。

除核心衍生工具外（請參見「本組基金如何使用工具和技術」部份），基金擬使用TRS。

使用TRS（包括CFD）預期 40%；最高100%。

證券借貸 預期15%；最高30%。

回購 / 反向回購協議 預期0%；最高30%。

基準 FTSE All Share 指數。用於：僅作表現比較。

基本貨幣 英鎊。

主要風險

若需更多資訊，請參見「風險描述」。

- 集中度
- 交易對手和抵押品
- 貨幣
- 衍生工具
- 股票
- 對沖
- 投資基金
- 流動性
- 市場
- 營運
- 中小型公司股票

風險管理方法 承擔法。

規劃您的投資

交易指示處理 本管理公司在任何估值日歐洲中部時間下午4時（英國時間下午3時）之前收到並接受的購買、轉換或出售基金股份的要求，通常按該估值日的資產淨值處理。結算通常於3個營業日內進行。

主要股份類別

類別	最低投資額（美元） ¹		最高交易費	最高年費	
	首次持有	再次投資	認購費	管理費	分銷費
A	2,500	1,000	5.25%	1.50%	—
E	2,500	1,000	—	1.50%	0.75%
I	10,000,000	100,000	—	0.80%	—
W/Y	2,500	1,000	—	0.80%	—

倘有B類股份，則該等股份的年度管理費用與A類股份相同。關於現有股份類別（包括貨幣對沖）的完整清單，請參見「基金投資」一節。有關上述費用的詳細說明，請參見「基金費用和成本」一節。

¹或任何其他可自由兌換貨幣的等值金額。

富達基金 – 東協基金

投資目標及政策

目標 基金旨在隨時間推移實現資本增長。

投資政策 基金將最少70%（通常為75%）的資產投資於在東南亞國家協會（東協）地區（包括新加坡、馬來西亞、泰國、菲律賓和印尼等國家，以及其他新興市場）上市或買賣之公司的股票。基金亦可在輔助基礎上投資於貨幣市場工具。

基金可按所示百分比投資於以下資產：

- SPACs：少於5%

投資流程 在主動管理基金的過程中，投資經理會考慮增長和估值指標、公司財務狀況、資本回報率、現金流和其他指標，以及公司管理、行業、經濟狀況和其他因素。

投資經理在評估投資風險和機會時會考慮ESG特徵。在確定ESG特徵時，投資經理會考慮富達或外部機構提供的ESG評級。

基金旨在使其投資組合的ESG評分高於其基準的評分。透過投資管理流程，投資經理旨在確保被投資公司遵循良好的管治規範。

若需更多資訊，請參見「可持續發展投資和ESG整合」部份，以及可持續發展附錄。

SFDR產品類別 第8條（推動環境及 / 或社會特徵）。

衍生工具和技術 基金可使用衍生工具以進行對沖、有效率的投資組合管理及作投資用途。

除核心衍生工具外（請參見「本組基金如何使用工具和技術」部份），基金擬使用TRS。

使用TRS（包括CFD）預期0%；最高10%。

證券借貸 預期15%；最高30%。

回購 / 反向回購協議 預期0%；最高30%。

基準 MSCI AC ASEAN指數，一項不考慮ESG特徵的廣泛市場指數。用於：投資選擇、風險監控及表現比較。

基金投資於構成基準的證券。然而，基金的管理屬全權委託，因此基金可能投資於並非構成基準的證券，而基金在任何期間的表現可能會或可能不會嚴重偏離基準的表現。

基本貨幣 美元。

主要風險

若需更多資訊，請參見「風險描述」。

- 集中度
- 交易對手和抵押品
- 貨幣
- 衍生工具
- 新興市場
- 股票
- 對沖
- 投資基金
- 流動性
- 市場
- 營運
- 可持續發展投資

風險管理方法 承擔法。

規劃您的投資

交易指示處理 本管理公司在任何估值日歐洲中部時間下午1時（英國時間中午12時）之前收到並接受的購買、轉換或出售基金股份的要求，通常按該估值日的資產淨值處理。結算通常於3個營業日內進行。

主要股份類別

類別	最低投資額（美元） ¹		最高交易費	最高年費	
	首次持有	再次投資	認購費	管理費	分銷費
A	2,500	1,000	5.25%	1.50%	—
E	2,500	1,000	—	1.50%	0.75%
I	10,000,000	100,000	—	0.80%	—
W, Y	2,500	1,000	—	0.80%	—

倘有B類股份，則該等股份的年度管理費用與A類股份相同。關於現有股份類別（包括貨幣對沖）的完整清單，請參見「基金投資」一節。有關上述費用的詳細說明，請參見「基金費用和成本」一節。

¹或任何其他可自由兌換貨幣的等值金額。

富達基金 – 澳洲多元化股票基金

投資目標及政策

目標 基金旨在實現長線資本增長並提供收益。

投資政策 基金將最少70%的資產投資於在澳洲上市、設立總部或進行大部份業務的任何市值之公司的股票。基金亦可投資於澳洲企業混合證券和債務證券，前提是投資經理認為這些投資比相關股票可提供更佳的投资機會。基金亦可在輔助基礎上投資於貨幣市場工具。

基金可按所示百分比投資於以下資產：

- 未達投資級別債券：最多20%
- 在澳洲證券交易所上市的任何信貸質素企業債券：最多30%
- 有抵押及證券化債務工具：最多20%
- 混合證券及或然可換股（CoCo）債券：少於30%，其中CoCo的比重少於20%

基金的前十大持倉可能佔其資產的50%或以上，令投資組合的持倉集中。基金的投資組合將涵蓋大、中及小型公司。

投資流程 在主動管理基金的過程中，投資經理會考慮增長和估值指標、公司財務狀況、資本回報率、現金流和其他指標，以及公司管理、行業、經濟狀況和其他因素。投資經理的投資流程會考慮可持續發展風險。

若需更多資訊，請參見「可持續發展投資和ESG整合」部份。

衍生工具和技術 基金可使用衍生工具以進行對沖、有效率的投資組合管理及作投資用途。

除了直接投資於股票及固定收益證券外，基金亦可透過使用衍生工具進行間接投資。基金為增強收益，可能會使用衍生工具（例如期權）以產生額外的收益。基金將可使用的金融衍生工具包括以下各類：以股票或債券為參考基礎的指數、籃子或單一期貨、期權及差價合約。期權將可包括認沽及認購期權（包括備兌認購期權）。產生額外收益（例如透過備兌認購期權）可能會影響基金的資本增長潛力，尤其是在市場迅速上揚期間，所取得的資本收益可能會低於無備兌的相當投資組合。

除核心衍生工具外（請參見「本組基金如何使用工具和技術」部份），基金擬使用TRS。

使用TRS（包括CFD） 預期0%；最高10%。

證券借貸 預期15%；最高30%。

回購/反向回購協議 預期0%；最高30%。

基準 S&P ASX 200指數。用於：投資選擇、風險監控及表現比較。

基金投資於構成基準的證券。然而，基金的管理屬全權委託，因此基金可能投資於並非構成基準的證券，而基金在任何期間的表現可能會或可能不會嚴重偏離基準的表現。

基本貨幣 澳元。

主要風險

若需更多資訊，請參見「風險描述」。

- 資產配置
- CoCo債券
- 集中度
- 可換股證券
- 交易對手和抵押品
- 信貸
- 貨幣
- 衍生工具
- 股票
- 對沖
- 高收益
- 流動性
- 市場
- 營運
- 證券化
- 中小型公司

風險管理方法 承擔法。

規劃您的投資

交易指示處理 本管理公司在任何估值日歐洲中部時間下午1時（英國時間中午12時）之前收到並接受的購買、轉換或出售基金股份的要求，通常按該估值日的資產淨值處理。結算通常於3個營業日內進行。

主要股份類別

類別	最低投資額（美元） ¹		最高交易費		最高年費	
	首次持有	再次投資	認購費	管理費	分銷費	
A	2,500	1,000	5.25%	1.50%	—	
I	10,000,000	100,000	—	0.80%	—	
W, Y	2,500	1,000	—	0.80%	—	

倘有B類股份，則該等股份的年度管理費用與A類股份相同。關於現有股份類別（包括貨幣對沖）的完整清單，請參見「基金投資」一節。有關上述費用的詳細說明，請參見「基金費用和成本」一節。

¹ 或任何其他可自由兌換貨幣的等值金額。

富達基金 – 亞太股息基金

投資目標及政策

目標 基金旨在實現長線資本增長並提供收益。

投資政策 基金將最少70%（通常為75%）的資產投資於在亞太區（包括新興市場）設立總部或進行大部份業務之公司的收益型股票證券。基金亦可在輔助基礎上投資於貨幣市場工具。

基金可將少於30%的資產（直接及 / 或間接）投資於中國A股和B股（總計）。

投資流程 在主動管理基金的過程中，投資經理會考慮增長和估值指標、公司財務狀況、資本回報率、現金流和其他財務指標，以及行業、經濟狀況和其他因素。投資經理將挑選其認為股息收益吸引，並具升值潛力的投資。

投資經理在評估投資風險和機會時會考慮ESG特徵。在確定ESG特徵時，投資經理會考慮富達或外部機構提供的ESG評級。

基金旨在使其投資組合的ESG評分高於其基準的評分。透過投資管理流程，投資經理旨在確保被投資公司遵循良好的管治規範。

若需更多資訊，請參見「可持續發展投資和ESG整合」部份，以及可持續發展附錄。

SFDR產品類別 第8條（推動環境及 / 或社會特徵）。

衍生工具和技術 基金可使用衍生工具以進行對沖、有效率的投資組合管理及作投資用途。

除核心衍生工具外（請參見「本組基金如何使用工具和技術」部份），基金擬使用TRS。

使用TRS（包括CFD）預期0%；最高10%。

證券借貸 預期15%；最高30%。

回購 / 反向回購協議 預期0%；最高30%。

基準 MSCI AC Asia Pacific ex Japan指數，一項不考慮ESG特徵的廣泛市場指數。用於：投資選擇、風險監控及表現比較。

基金投資於構成基準的證券。然而，基金的管理屬全權委託，因此基金可能投資於並非構成基準的證券，而基金在任何期間的表現可能會或可能不會嚴重偏離基準的表現。

基本貨幣 美元。

主要風險

若需更多資訊，請參見「風險描述」。

- 中國
- 交易對手和抵押品
- 貨幣
- 衍生工具
- 新興市場
- 股票
- 對沖
- 投資基金
- 流動性
- 市場
- 營運
- 可持續發展投資

風險管理方法 承擔法。

規劃您的投資

交易指示處理 本管理公司在任何估值日歐洲中部時間下午1時（英國時間中午12時）之前收到並接受的購買、轉換或出售基金股份的要求，通常按該估值日的資產淨值處理。結算通常於3個營業日內進行。

主要股份類別

類別	最低投資額（美元） ¹		最高交易費	最高年費	
	首次持有	再次投資	認購費	管理費	分銷費
A	2,500	1,000	5.25%	1.50%	—
I	10,000,000	100,000	—	0.80%	—
W/ Y	2,500	1,000	—	0.80%	—

倘有B類股份，則該等股份的年度管理費用與A類股份相同。關於現有股份類別（包括貨幣對沖）的完整清單，請參見「基金投資」一節。有關上述費用的詳細說明，請參見「基金費用和成本」一節。

¹ 或任何其他可自由兌換貨幣的等值金額。

富達基金 – 亞太機遇基金

投資目標及政策

目標 基金旨在實現長線資本增長。

投資政策 基金將最少70%的資產投資於在亞太區（日本除外）（包括新興市場）設立總部或進行大部份業務之公司的股票。基金亦可在輔助基礎上投資於貨幣市場工具。

基金可能投資於有限數量的證券，令投資組合的持倉集中。

基金可按所示百分比投資於以下資產：

- SPACs：少於5%。
- 少於30%的資產（直接及 / 或間接）投資於中國A股和B股（總計）。

投資流程 在主動管理基金的過程中，投資經理會考慮增長和估值指標、公司財務狀況、資本回報率、現金流和其他指標，以及公司管理、行業、經濟狀況和其他因素。

投資經理的投資流程會考慮可持續發展風險。若需更多資訊，請參見「可持續發展投資和ESG整合」部份。

衍生工具和技術 基金可使用衍生工具以進行對沖、有效率的投資組合管理及作投資用途。

除核心衍生工具外（請參見「本組基金如何使用工具和技術」部份），基金擬使用TRS。

使用TRS（包括CFD） 預期0%；最高10%。

證券借貸 預期15%；最高30%。

回購 / 反向回購協議 預期0%；最高30%。

基準 MSCI AC Asia Pacific ex Japan指數。用於：投資選擇、風險監控及表現比較。

基金投資於構成基準的證券。然而，基金的管理屬全權委託，因此基金可能投資於並非構成基準的證券，而基金在任何期間的表現可能會或可能不會嚴重偏離基準的表現。

基本貨幣 美元。

主要風險

若需更多資訊，請參見「風險描述」。

- 中國
- 集中度
- 交易對手和抵押品
- 貨幣
- 衍生工具
- 新興市場
- 股票
- 對沖
- 投資基金
- 流動性
- 市場
- 營運
- 中小型公司股票

風險管理方法 承擔法。

規劃您的投資

交易指示處理 本管理公司在任何估值日歐洲中部時間下午1時（英國時間中午12時）之前收到並接受的購買、轉換或出售基金股份的要求，通常按該估值日的資產淨值處理。結算通常於3個營業日內進行。

主要股份類別

類別	最低投資額（美元） ¹		最高交易費	最高年費	
	首次持有	再次投資	認購費	管理費	分銷費
A	2,500	1,000	5.25%	1.50%	—
E	2,500	1,000	—	1.50%	0.75%
I	10,000,000	100,000	—	0.80%	—
W, Y	2,500	1,000	—	0.80%	—

倘有B類股份，則該等股份的年度管理費用與A類股份相同。關於現有股份類別（包括貨幣對沖）的完整清單，請參見「基金投資」一節。有關上述費用的詳細說明，請參見「基金費用和成本」一節。

¹ 或任何其他可自由兌換貨幣的等值金額。

富達基金 – 亞洲小型公司基金

投資目標及政策

目標 基金旨在實現長線資本增長。

投資政策 基金將最少70%的資產投資於在亞太區（日本除外）（包括新興市場）設立總部或進行大部份業務之小型公司的股票。基金亦可在輔助基礎上投資於貨幣市場工具。

基金可將少於30%的資產（直接及 / 或間接）投資於中國A股和B股（總計）。

小型公司的定義是指市值低於80億美元（以總市值計）之公司。基金可能投資於這個市值範圍以外的公司。

投資流程 在主動管理基金的過程中，投資經理會考慮增長和估值指標、公司財務狀況、資本回報率、現金流和其他指標，以及公司管理、行業、經濟狀況和其他因素。更具體而言，基金在管理上偏重於優質的價值型亞洲小型公司。

投資經理在評估投資風險和機會時會考慮ESG特徵。在確定ESG特徵時，投資經理會考慮富達或外部機構提供的ESG評級。

基金旨在使其投資組合的ESG評分高於其基準的評分。透過投資管理流程，投資經理旨在確保被投資公司遵循良好的管治規範。

若需更多資訊，請參見「可持續發展投資和ESG整合」部份，以及可持續發展附錄。

SFDR產品類別 第8條（推動環境及 / 或社會特徵）。

衍生工具和技術 基金可使用衍生工具以進行對沖、有效率的投資組合管理及作投資用途。

除核心衍生工具外（請參見「本組基金如何使用工具和技術」部份），基金擬使用TRS。

使用TRS（包括CFD）預期 10%；最高50%。

證券借貸 預期15%；最高30%。

回購 / 反向回購協議 預期0%；最高30%。

基準 MSCI AC Asia Pacific ex Japan Small Cap Australia Capped 10%指數，一項廣泛市場指數(*pls confirm*)。用於：投資選擇、風險監控及表現比較。

基金投資於構成基準的證券。然而，基金的管理屬全權委託，因此基金可能投資於並非構成基準的證券，而基金在任何期間的表現可能會或可能不會嚴重偏離基準的表現。

基本貨幣 美元。

主要風險

若需更多資訊，請參見「風險描述」。

- 中國
- 交易對手和抵押品
- 貨幣
- 衍生工具
- 新興市場
- 股票
- 對沖
- 投資基金
- 流動性
- 市場
- 營運
- 中小型公司股票
- 可持續發展投資

風險管理方法 承擔法。

規劃您的投資

交易指示處理 本管理公司在任何估值日歐洲中部時間下午1時（英國時間中午12時）之前收到並接受的購買、轉換或出售基金股份的要求，通常按該估值日的資產淨值處理。結算通常於3個營業日內進行。

主要股份類別

類別	最低投資額 (美元) ¹		最高交易費	最高年費	
	首次持有	再次投資	認購費	管理費	分銷費
A	2,500	1,000	5.25%	1.50%	—
E	2,500	1,000	—	1.50%	0.75%
I	10,000,000	100,000	—	0.80%	—
W, Y	2,500	1,000	—	0.80%	—

倘有B類股份，則該等股份的年度管理費用與A類股份相同。關於現有股份類別（包括貨幣對沖）的完整清單，請參見「基金投資」一節。有關上述費用的詳細說明，請參見「基金費用和成本」一節。

¹ 或任何其他可自由兌換貨幣的等值金額。

富達基金 – 亞洲特別機會基金

投資目標及政策

目標 基金旨在實現長線資本增長。

投資政策 基金將最少70%（通常為75%）的資產投資於在亞洲（日本除外）（包括新興市場）上市、設立總部或進行大部份業務之公司的股票。基金的投資組合將涉及一系列大、中及小型公司。基金將在特別機會股票中尋找機會，即就淨資產或盈利潛力而言通常估值具有吸引力的公司股票及/或被低估且其復甦潛力未被市場認可的公司股票。

基金亦可在輔助基礎上投資於貨幣市場工具。

基金可按所示百分比投資於以下資產：

- 中國A股和B股（直接及 / 或間接）：少於30%（總計）
- SPACs：少於5%

投資流程 在主動管理基金的過程中，投資經理會考慮尚未完全反映於當前估值之中的長期增長前景的持久性，包括專注於合併、收購和內部重組活動等可能在短期內影響公司估值的特別機會。

投資經理在評估投資風險和機會時會考慮ESG特徵。在確定ESG特徵時，投資經理會考慮富達或外部機構提供的ESG評級。

基金旨在使其投資組合的ESG評分高於其基準的評分。透過投資管理流程，投資經理旨在確保被投資公司遵循良好的管治規範。

若需更多資訊，請參見「可持續發展投資和ESG整合」部份，以及可持續發展附錄。

SFDR產品類別 第8條（推動環境及 / 或社會特徵）。

衍生工具和技術 基金可使用衍生工具以進行對沖及有效率的投資組合管理。

除核心衍生工具外（請參見「本組基金如何使用工具和技術」部份），基金擬使用TRS。

使用TRS（包括CFD）預期0%；最高5%。

證券借貸 預期15%；最高30%。

回購 / 反向回購協議 預期0%；最高30%。

基準 MSCI AC Asia ex Japan指數，一項不考慮ESG特徵的廣泛市場指數。用於：投資選擇、風險監控及表現比較。

基金投資於構成基準的證券。然而，基金的管理屬全權委託，因此基金可能投資於並非構成基準的證券，而基金在任何期間的表現可能會或可能不會嚴重偏離基準的表現。

基本貨幣 美元。

主要風險

若需更多資訊，請參見「風險描述」。

- 中國
- 交易對手和抵押品
- 貨幣
- 衍生工具
- 新興市場
- 股票
- 對沖
- 投資基金
- 流動性
- 市場
- 營運
- 中小型公司股票
- 可持續發展投資

風險管理方法 承擔法。

規劃您的投資

交易指示處理 本管理公司在任何估值日歐洲中部時間下午1時（英國時間中午12時）之前收到並接受的購買、轉換或出售基金股份的要求，通常按該估值日的資產淨值處理。結算通常於3個營業日內進行。

主要股份類別

類別	最低投資額（美元） ¹		最高交易費	最高年費	
	首次持有	再次投資	認購費	管理費	分銷費
A	2,500	1,000	5.25%	1.50%	—
E	2,500	1,000	—	1.50%	0.75%
I	10,000,000	100,000	—	0.80%	—
W, Y	2,500	1,000	—	0.80%	—

倘有B類股份，則該等股份的年度管理費用與A類股份相同。關於現有股份類別（包括貨幣對沖）的完整清單，請參見「基金投資」一節。有關上述費用的詳細說明，請參見「基金費用和成本」一節。

¹ 或任何其他可自由兌換貨幣的等值金額。

富達基金 – 日本增長基金

投資目標及政策

目標 基金旨在實現長線資本增長。

投資政策 基金將最少70%的資產投資於在日本上市、設立總部或進行大部份業務之公司的股票。投資並不限於任何特定行業。基金亦可在輔助基礎上投資於貨幣市場工具。

投資流程 在主動管理基金的過程中，投資經理會考慮增長和估值指標、公司財務狀況、資本回報率、現金流和其他指標，以及公司管理、行業、經濟狀況和其他因素。

投資經理在評估投資風險和機會時會考慮ESG特徵。在確定ESG特徵時，投資經理會考慮富達或外部機構提供的ESG評級。

基金旨在使其投資組合的ESG評分高於其基準的評分。透過投資管理流程，投資經理旨在確保被投資公司遵循良好的管治規範。

若需更多資訊，請參見「可持續發展投資和ESG整合」部份，以及可持續發展附錄。

SFDR產品類別 第8條（推動環境及 / 或社會特徵）。

衍生工具和技術 基金可使用衍生工具以進行對沖、有效率的投資組合管理及作投資用途。

除核心衍生工具外（請參見「本組基金如何使用工具和技術」部份），基金擬使用TRS。

使用TRS（包括CFD） 預期0%；最高10%。

證券借貸 預期15%；最高30%。

回購 / 反向回購協議 預期0%；最高30%。

基準 TOPIX Total Return指數，一項不考慮ESG特徵的廣泛市場指數。用於：僅作表現比較。

基本貨幣 日圓。

主要風險

若需更多資訊，請參見「風險描述」。

- 集中度
- 交易對手和抵押品
- 貨幣
- 衍生工具
- 股票
- 對沖
- 投資基金
- 流動性
- 市場
- 營運
- 可持續發展投資

風險管理方法 承擔法。

規劃您的投資

交易指示處理 本管理公司在任何估值日歐洲中部時間下午1時（英國時間中午12時）之前收到並接受的購買、轉換或出售基金股份的要求，通常按該估值日的資產淨值處理。結算通常於3個營業日內進行。

主要股份類別

類別	最低投資額（美元） ¹		最高交易費	最高年費	
	首次持有	再次投資	認購費	管理費	分銷費
A	2,500	1,000	5.25%	1.50%	—
E	2,500	1,000	-	1.50%	0.75%
I	10,000,000	100,000	—	0.80%	—
W, Y	2,500	1,000	—	0.80%	—

倘有B類股份，則該等股份的年度管理費用與A類股份相同。關於現有股份類別（包括貨幣對沖）的完整清單，請參見「基金投資」一節。有關上述費用的詳細說明，請參見「基金費用和成本」一節。

¹或任何其他可自由兌換貨幣的等值金額。

富達基金 – 日本價值型基金

投資目標及政策

目標 基金旨在隨時間推移實現資本增長。

投資政策 基金將最少70%（通常為75%）的資產投資於在日本證券交易所上市之日本公司的股票，特別是富達認為價值被低估之公司的股票。基金亦可在輔助基礎上投資於貨幣市場工具。

投資流程 在主動管理基金的過程中，投資經理會考慮增長和估值指標、公司財務狀況、資本回報率、現金流和其他指標，以及公司管理、行業、經濟狀況和其他因素。

投資經理在評估投資風險和機會時會考慮ESG特徵。在確定ESG特徵時，投資經理會考慮富達或外部機構提供的ESG評級。

基金旨在使其投資組合的ESG評分高於其基準的評分。透過投資管理流程，投資經理旨在確保被投資公司遵循良好的管治規範。

若需更多資訊，請參見「可持續發展投資和ESG整合」部份，以及可持續發展附錄。

SFDR產品類別 第8條（推動環境及 / 或社會特徵）。

衍生工具和技術 基金可使用衍生工具以進行對沖、有效率的投資組合管理及作投資用途。

除核心衍生工具外（請參見「本組基金如何使用工具和技術」部份），基金擬使用TRS。

使用TRS（包括CFD）預期0%；最高10%。

證券借貸 預期15%；最高30%。

回購 / 反向回購協議 預期0%；最高30%。

基準 TOPIX Total return指數，一項不考慮ESG特徵的廣泛市場指數。用於：投資選擇、風險監控及表現比較。

基金投資於構成基準的證券。然而，基金的管理屬全權委託，因此基金可能投資於並非構成基準的證券，而基金在任何期間的表現可能會或可能不會嚴重偏離基準的表現。

基本貨幣 日圓。

主要風險

若需更多資訊，請參見「風險描述」。

- 集中度
- 交易對手和抵押品
- 貨幣
- 衍生工具
- 股票
- 對沖
- 投資基金
- 流動性
- 市場
- 營運
- 可持續發展投資

風險管理方法 承擔法。

規劃您的投資

交易指示處理 本管理公司在任何估值日歐洲中部時間下午1時（英國時間中午12時）之前收到並接受的購買、轉換或出售基金股份的要求，通常按該估值日的資產淨值處理。結算通常於3個營業日內進行。

主要股份類別

類別	最低投資額（美元） ¹		最高交易費	最高年費	
	首次持有	再次投資	認購費	管理費	分銷費
A	2,500	1,000	5.25%	1.50%	—
E	2,500	1,000	-	1.50%	0.75%
I	10,000,000	100,000	—	0.80%	—
W/ Y	2,500	1,000	—	0.80%	—

倘有B類股份，則該等股份的年度管理費用與A類股份相同。關於現有股份類別（包括貨幣對沖）的完整清單，請參見「基金投資」一節。有關上述費用的詳細說明，請參見「基金費用和成本」一節。

¹ 或任何其他可自由兌換貨幣的等值金額。

富達基金 – 太平洋基金

投資目標及政策

目標 基金旨在隨時間推移實現資本增長。

投資政策 基金將最少70%（通常為75%）的資產投資於在亞太區（包括但不限於日本、澳洲、中國、香港、印度、印尼、韓國、馬來西亞、新西蘭、菲律賓、新加坡、台灣和泰國）上市、設立總部或進行大部份業務之公司的股票。區內部份國家被視為新興市場。基金亦可在輔助基礎上投資於貨幣市場工具。

基金可按所示百分比投資於以下資產：

- 少於30%的資產（直接及 / 或間接）投資於中國A股和B股（總計）。
- SPACs：少於 5%。

投資流程 在主動管理基金的過程中，投資經理會考慮增長和估值指標、公司財務狀況、資本回報率、現金流和其他指標，以及公司管理、行業、經濟狀況和其他因素。

投資經理在評估投資風險和機會時會考慮ESG特徵。在確定ESG特徵時，投資經理會考慮富達或外部機構提供的ESG評級。

基金旨在使其投資組合的ESG評分高於其基準的評分。透過投資管理流程，投資經理旨在確保被投資公司遵循良好的管治規範。

若需更多資訊，請參見「可持續發展投資和ESG整合」部份，以及可持續發展附錄。

SFDR產品類別 第8條（推動環境及 / 或社會特徵）。

衍生工具和技術 基金可使用衍生工具以進行對沖及有效率投資組合管理。

除核心衍生工具外（請參見「本組基金如何使用工具和技術」部份），基金擬使用TRS。

使用TRS（包括CFD）預期 10%；最高50%。

證券借貸 預期15%；最高30%。

回購 / 反向回購協議 預期0%；最高30%。

基準 MSCI AC Pacific指數，一項不考慮ESG特徵的廣泛市場指數。用於：投資選擇、風險監控及表現比較。

基金投資於構成基準的證券。然而，基金的管理屬全權委託，因此基金可能投資於並非構成基準的證券，而基金在任何期間的表現可能會或可能不會嚴重偏離基準的表現。

基本貨幣 美元。

主要風險

若需更多資訊，請參見「風險描述」。

- 中國
- 交易對手和抵押品
- 貨幣
- 衍生工具
- 新興市場
- 股票
- 對沖
- 投資基金
- 流動性
- 市場
- 營運
- 可持續發展投資

風險管理方法 承擔法。

規劃您的投資

交易指示處理 本管理公司在任何估值日歐洲中部時間下午1時（英國時間中午12時）之前收到並接受的購買、轉換或出售基金股份的要求，通常按該估值日的資產淨值處理。結算通常於3個營業日內進行。

主要股份類別

類別	最低投資額（美元） ¹		最高交易費	最高年費	
	首次持有	再次投資	認購費	管理費	分銷費
A	2,500	1,000	5.25%	1.50%	—
E	2,500	1,000	—	1.50%	0.75%
I	10,000,000	100,000	—	0.80%	—
W, Y	2,500	1,000	—	0.80%	—

倘有B類股份，則該等股份的年度管理費用與A類股份相同。關於現有股份類別（包括貨幣對沖）的完整清單，請參見「基金投資」一節。有關上述費用的詳細說明，請參見「基金費用和成本」一節。

¹或任何其他可自由兌換貨幣的等值金額。

可持續發展亞洲股票基金

投資目標及政策

目標 基金旨在實現長線資本增長。

投資政策 基金將最少70%的資產投資於在亞洲（日本除外）上市、設立總部或進行大部份業務之公司的股票。此地區包括被視為新興市場的國家。基金亦可在輔助基礎上投資於貨幣市場工具。

基金可按所示百分比投資於以下資產：

- 少於30%的資產（直接及 / 或間接）投資於中國A股和B股（總計）。
- SPACs：少於5%。

基金的前十大持倉可能佔其資產的50%或以上，令投資組合的持倉集中。

投資流程 在主動管理基金的過程中，投資經理會考慮增長和估值指標、公司財務狀況、資本回報率、現金流和其他指標，以及公司管理、行業、經濟狀況和其他特徵。

投資經理在評估投資風險和機會時會考慮ESG特徵。在確定ESG特徵時，投資經理會考慮富達或外部機構提供的ESG評級。

基金將最少80%的資產投資於具有高ESG評級之發行機構的證券，以及最多20%投資於具有較低ESG評級之發行機構的證券，包括具有較遜色但持續改善ESG特徵之發行機構。

基金評估其最少90%資產的ESG特徵。在排除20%的ESG評級最低之資產後，基金旨在使其投資組合的ESG評分高於其基準的評分。透過投資管理流程，投資經理旨在確保被投資公司遵循良好的管治規範。

若需更多資訊，請參見「可持續發展投資和ESG整合」部份，以及可持續發展附錄。

SFDR產品類別 第8條（推動環境及 / 或社會特徵）。

衍生工具和技術 基金可使用衍生工具以進行對沖、有效率的投資組合管理及作投資用途。

除核心衍生工具外（請參見「本組基金如何使用工具和技術」部份），基金擬使用TRS。

使用TRS（包括CFD） 預期0%；最高5%。

證券借貸 預期15%；最高30%。

回購 / 反向回購協議 預期0%；最高30%。

基準 MSCI AC Asia ex Japan指數，一項不考慮ESG特徵的廣泛市場指數。用於：風險監控及表現比較。

基金投資於構成基準的證券。然而，基金的管理屬全權委託，因此基金可能投資於並非構成基準的證券，而基金在任何期間的表現可能會或可能不會嚴重偏離基準的表現。

基本貨幣 美元。

主要風險

若需更多資訊，請參見「風險描述」。

- 中國
- 集中度
- 交易對手和抵押品
- 貨幣
- 衍生工具
- 新興市場
- 股票
- 對沖
- 投資基金
- 流動性
- 市場
- 營運
- 可持續發展投資

風險管理方法 承擔法。

規劃您的投資

交易指示處理 本管理公司在任何估值日歐洲中部時間下午1時（英國時間中午12時）之前收到並接受的購買、轉換或出售基金股份的要求，通常按該估值日的資產淨值處理。結算通常於3個營業日內進行。

主要股份類別

類別	最低投資額（美元） ¹		最高交易費	最高年費	
	首次持有	再次投資	認購費	管理費	分銷費
A	2,500	1,000	5.25%	1.50%	—
E	2,500	1,000	—	1.50%	0.75%
I	10,000,000	100,000	—	0.80%	—
W, Y	2,500	1,000	—	0.80%	—

倘有B類股份，則該等股份的年度管理費用與A類股份相同。關於現有股份類別（包括貨幣對沖）的完整清單，請參見「基金投資」一節。有關上述費用的詳細說明，請參見「基金費用和成本」一節。

¹ 或任何其他可自由兌換貨幣的等值金額。

可持續發展日本股票基金

投資目標及政策

目標 基金旨在實現長線資本增長。

投資政策 基金將最少70%（通常為75%）的資產投資於在日本上市、設立總部或進行大部份業務之公司的股票。基金亦可在輔助基礎上投資於貨幣市場工具。

投資經理將會排除富達ESG評級為「C」或以下發行機構的投資。

投資流程 在主動管理基金的過程中，投資經理會考慮增長和估值指標、公司財務狀況、資本回報率、現金流和其他財務指標，以及公司管理、行業、經濟狀況和其他因素。投資經理在評估投資風險和機會時會考慮ESG特徵。在確定ESG特徵時，投資經理會考慮富達或外部機構提供的ESG評級。

基金將最少80%的資產投資於具有高ESG評級之發行機構的證券，以及最多20%投資於具有較低ESG評級之發行機構的證券，包括具有較遜色但持續改善ESG特徵之發行機構。

基金評估其最少90%資產的ESG特徵。在排除20%的ESG評級最低之資產後，基金旨在使其投資組合的ESG評分高於其基準的評分。透過投資管理流程，投資經理旨在確保被投資公司遵循良好的管治規範。

若需更多資訊，請參見「可持續發展投資和ESG整合」部份，以及可持續發展附錄。

SFDR產品類別 第8條（推動環境及 / 或社會特徵）。

衍生工具和技術 基金可使用衍生工具以進行對沖、有效率的投資組合管理及作投資用途。

除核心衍生工具外（請參見「本組基金如何使用工具和技術」部份），基金擬使用TRS。

使用TRS（包括CFD）預期0%；最高10%。

證券借貸 預期15%；最高30%。

回購 / 反向回購協議 預期0%；最高30%。

基準 TOPIX Total Return指數，一項不考慮ESG特徵的廣泛市場指數。用於：投資選擇、風險監控及表現比較。

基金投資於構成基準的證券。然而，基金的管理屬全權委託，因此基金可能投資於並非構成基準的證券，而基金在任何期間的表現可能會或可能不會嚴重偏離基準的表現。

基本貨幣 日圓。

主要風險

若需更多資訊，請參見「風險描述」。

- 集中度
- 交易對手和抵押品
- 貨幣
- 衍生工具
- 股票
- 對沖
- 投資基金
- 流動性
- 市場
- 營運
- 可持續發展投資

風險管理方法 承擔法。

規劃您的投資

交易指示處理 本管理公司在任何估值日歐洲中部時間下午1時（英國時間中午12時）之前收到並接受的購買、轉換或出售基金股份的要求，通常按該估值日的資產淨值處理。結算通常於3個營業日內進行。

主要股份類別

類別	最低投資額（美元） ¹		最高交易費	最高年費	
	首次持有	再次投資	認購費	管理費	分銷費
A	2,500	1,000	5.25%	1.50%	—
E	2,500	1,000	—	1.50%	0.75%
I	10,000,000	1,000,000	—	0.80%	—
W/ Y	2,500	1,000	—	0.80%	—

倘有B類股份，則該等股份的年度管理費用與A類股份相同。關於現有股份類別（包括貨幣對沖）的完整清單，請參見「基金投資」一節。有關上述費用的詳細說明，請參見「基金費用和成本」一節。

¹ 或任何其他可自由兌換貨幣的等值金額。

富達基金 – 中國消費動力基金

投資目標及政策

目標 基金旨在實現長線資本增長。

投資政策 基金將最少70%的資產投資於在中國或香港設立總部或進行大部份業務之公司的股票。這些公司涉及在中國開發、製造或向消費者銷售貨品或服務。其中部份投資可能位於新興市場。基金亦可在輔助基礎上投資於貨幣市場工具。

基金可按所示百分比投資於以下資產：

- 最多60%的資產（直接及 / 或間接）投資於中國A股和B股（總計）。
- SPACs：少於 5%。

投資流程 在主動管理基金的過程中，投資經理會考慮增長和估值指標、公司財務狀況、資本回報率、現金流和其他指標，以及公司管理、行業、經濟狀況和其他因素。投資經理在評估投資風險和機會時會考慮ESG特徵。在確定ESG特徵時，投資經理會考慮富達或外部機構提供的ESG評級。

基金旨在使其投資組合的ESG評分高於其基準的評分。透過投資管理流程，投資經理旨在確保被投資公司遵循良好的管治規範。

若需更多資訊，請參見「可持續發展投資和ESG整合」部份，以及可持續發展附錄。

SFDR產品類別 第8條（推動環境及 / 或社會特徵）。

衍生工具和技術 基金可使用衍生工具以進行對沖、有效率的投資組合管理及作投資用途。

除核心衍生工具外（請參見「本組基金如何使用工具和技術」部份），基金擬使用TRS。

使用TRS（包括CFD）預期 10%；最高50%。

證券借貸 預期15%；最高30%。

回購 / 反向回購協議 預期0%；最高30%。

基準 MSCI China指數，一項不考慮ESG特徵的廣泛市場指數。用於：投資選擇、風險監控及表現比較。

基金投資於構成基準的證券。然而，基金的管理屬全權委託，因此基金可能投資於並非構成基準的證券，而基金在任何期間的表現可能會或可能不會嚴重偏離基準的表現。

基本貨幣 美元。

主要風險

若需更多資訊，請參見「風險描述」。

- 中國
- 集中度
- 交易對手和抵押品
- 貨幣
- 衍生工具
- 新興市場
- 股票
- 對沖
- 投資基金
- 流動性
- 市場
- 營運
- 可持續發展投資

風險管理方法 承擔法。

規劃您的投資

交易指示處理 本管理公司在任何估值日歐洲中部時間下午1時（英國時間中午12時）之前收到並接受的購買、轉換或出售基金股份的要求，通常按該估值日的資產淨值處理。結算通常於3個營業日內進行。

主要股份類別

類別	最低投資額（美元） ¹		最高交易費	最高年費	
	首次持有	再次投資	認購費	管理費	分銷費
A	2,500	1,000	5.25%	1.50%	—
E	2,500	1,000	—	1.50%	0.75%
I	10,000,000	100,000	—	0.80%	—
W/ Y	2,500	1,000	—	0.80%	—

倘有B類股份，則該等股份的年度管理費用與A類股份相同。關於現有股份類別（包括貨幣對沖）的完整清單，請參見「基金投資」一節。有關上述費用的詳細說明，請參見「基金費用和成本」一節。

¹ 或任何其他可自由兌換貨幣的等值金額。

中國焦點基金

投資目標及政策

目標 基金旨在隨時間推移實現資本增長。

投資政策 基金將最少70%的資產投資於在中國和香港上市之公司的股票，以及在中國進行大部份業務之非中資公司的股票。中國被視為新興市場。基金亦可在輔助基礎上投資於貨幣市場工具。

基金可將最多60%的資產（直接及 / 或間接）投資於中國A股和B股（總計）。

投資流程 在主動管理基金的過程中，投資經理會考慮增長和估值指標、公司財務狀況、資本回報率、現金流和其他指標，以及公司管理、行業、經濟狀況和其他因素。

投資經理的投資流程會考慮可持續發展風險。

若需更多資訊，請參見「可持續發展投資政策和ESG整合」(pls confirm heading)部份。

衍生工具和技術 基金可使用衍生工具以進行對沖及有效率的投資組合管理。

除核心衍生工具外（請參見「本組基金如何使用工具和技術」部份），基金擬使用TRS。

使用TRS（包括CFD） 預期0%；最高5%。

證券借貸 預期15%；最高30%。

回購 / 反向回購協議 預期0%；最高30%。

基準 MSCI China Capped 10%指數。用於：投資選擇、風險監控及表現比較。

基金投資於構成基準的證券。然而，基金的管理屬全權委託，因此基金可能投資於並非構成基準的證券，而基金在任何期間的表現可能會或可能不會嚴重偏離基準的表現。

基本貨幣 美元。

主要風險

若需更多資訊，請參見「風險描述」。

- 中國
- 集中度
- 交易對手和抵押品
- 貨幣
- 衍生工具
- 新興市場
- 股票
- 對沖
- 投資基金
- 流動性
- 市場
- 營運
-

風險管理方法 承擔法。

規劃您的投資

交易指示處理 本管理公司在任何估值日歐洲中部時間下午1時（英國時間中午12時）之前收到並接受的購買、轉換或出售基金股份的要求，通常按該估值日的資產淨值處理。結算通常於3個營業日內進行。

主要股份類別

類別	最低投資額 (美元) ¹		最高交易費	最高年費	
	首次持有	再次投資	認購費	管理費	分銷費
A	2,500	1,000	5.25%	1.50%	—
E	2,500	1,000	—	1.50%	0.75%
I	10,000,000	100,000	—	0.80%	—
W/ Y	2,500	1,000	—	0.80%	—

倘有B類股份，則該等股份的年度管理費用與A類股份相同。關於現有股份類別（包括貨幣對沖）的完整清單，請參見「基金投資」一節。有關上述費用的詳細說明，請參見「基金費用和成本」一節。

¹ 或任何其他可自由兌換貨幣的等值金額。

富達基金－ 中國創新基金

投資目標及政策

目標 基金旨在實現長線資本增長。

投資政策 基金將最少70%的資產投資於在大中華地區（包括中國、香港、澳門和台灣）上市、設立總部或進行大部份業務之公司的股票。這些投資被視作與科技創新（例如人工智能、數碼化、機械人和未來移動趨勢）、生活理念創新（例如健康、教育與財富）及生態創新（例如潔淨能源、環境保護和循環經濟）相關。這些投資可能位於新興市場。基金亦可在輔助基礎上投資於貨幣市場工具。

基金可按所示百分比投資於以下資產：

- 中國A股和B股（直接及 / 或間接）：最多100%（總計）
- 在創業板或科創板上市的中國A股：最多100%
- 透過合格境外投資者身份投資的中國A股：少於70%

基金的前十大持倉可能佔其資產的50%或以上，令投資組合的持倉集中。

投資流程 在主動管理基金的過程中，投資經理會考慮增長和估值指標、公司財務狀況、資本回報率、現金流和其他指標，以及公司管理、行業、經濟狀況和其他因素。

投資經理在評估投資風險和機會時會考慮ESG特徵。在確定ESG特徵時，投資經理會考慮富達或外部機構提供的ESG評級。

基金旨在使其投資組合的ESG評分高於其基準的評分。透過投資管理流程，投資經理旨在確保被投資公司遵循良好的管治規範。

若需更多資訊，請參見「可持續發展投資和ESG整合」部份，以及可持續發展附錄。

SFDR產品類別 第8條（推動環境及 / 或社會特徵）。

衍生工具和技術 基金可使用衍生工具以進行對沖、有效率的投資組合管理及作投資用途。

除核心衍生工具外（請參見「本組基金如何使用工具和技術」部份），基金擬使用TRS。

使用TRS（包括CFD）預期10%；最高50%。

證券借貸 預期15%；最高30%。

回購 / 反向回購協議 預期0%；最高30%。

基準 MSCI China All Share 指數，一項不考慮ESG特徵的廣泛市場指數。用於：投資選擇、風險監控及表現比較。

基金投資於構成基準的證券。然而，基金的管理屬全權委託，因此基金可能投資於並非構成基準的證券，而基金在任何期間的表現可能會或可能不會嚴重偏離基準的表現。

基本貨幣 美元。

主要風險

若需更多資訊，請參見「風險描述」。

- 中國
- 集中度
- 交易對手和抵押品
- 貨幣
- 衍生工具
- 新興市場
- 股票
- 對沖
- 投資基金
- 流動性
- 市場
- 營運
- 可持續發展投資

風險管理方法 承擔法。

規劃您的投資

交易指示處理 本管理公司在任何估值日歐洲中部時間下午1時（英國時間中午12時）之前收到並接受的購買、轉換或出售基金股份的要求，通常按該估值日的資產淨值處理。結算通常於3個營業日內進行。

主要股份類別

類別	最低投資額（美元） ¹		最高交易費	最高年費	
	首次持有	再次投資	認購費	管理費	分銷費
A	2,500	1,000	5.25%	1.50%	—
E	2,500	1,000	—	1.50%	0.75%
I	10,000,000	100,000	—	0.80%	—
W, Y	2,500	1,000	—	0.80%	—

倘有B類股份，則該等股份的年度管理費用與A類股份相同。關於現有股份類別（包括貨幣對沖）的完整清單，請參見「基金投資」一節。有關上述費用的詳細說明，請參見「基金費用和成本」一節。

¹ 或任何其他可自由兌換貨幣的等值金額。

富達基金 – 大中華基金

投資目標及政策

目標 基金旨在隨時間推移實現資本增長。

投資政策 基金將最少70%（通常為75%）的資產投資於在大中華地區（包括香港、中國和台灣）上市之公司的股票。其中部份投資可能位於新興市場。基金亦可在輔助基礎上投資於貨幣市場工具。

基金可將最多60%的資產（直接及 / 或間接）投資於中國A股和B股（總計）。

投資流程 在主動管理基金的過程中，投資經理會考慮增長和估值指標、公司財務狀況、資本回報率、現金流和其他指標，以及公司管理、行業、經濟狀況和其他因素。

投資經理在評估投資風險和機會時會考慮ESG特徵。在確定ESG特徵時，投資經理會考慮富達或外部機構提供的ESG評級。

基金旨在使其投資組合的ESG評分高於其基準的評分。透過投資管理流程，投資經理旨在確保被投資公司遵循良好的管治規範。

若需更多資訊，請參見「可持續發展投資和ESG整合」部份，以及可持續發展附錄。

SFDR產品類別 第8條（推動環境及 / 或社會特徵）。

衍生工具和技術 基金可使用衍生工具以進行對沖、有效率的投資組合管理及作投資用途。

除核心衍生工具外（請參見「本組基金如何使用工具和技術」部份），基金擬使用TRS。

使用TRS（包括CFD）預期0%；最高5%。

證券借貸 預期15%；最高30%。

回購 / 反向回購協議 預期0%；最高30%。

基準 MSCI Golden Dragon指數，一項不考慮ESG特徵的廣泛市場指數。用於：投資選擇、風險監控及表現比較。

基金投資於構成基準的證券。然而，基金的管理屬全權委託，因此基金可能投資於並非構成基準的證券，而基金在任何期間的表現可能會或可能不會嚴重偏離基準的表現。

基本貨幣 美元。

主要風險

若需更多資訊，請參見「風險描述」。

- 中國
- 集中度
- 交易對手和抵押品
- 貨幣
- 衍生工具
- 新興市場
- 股票
- 對沖
- 流動性
- 市場
- 營運
- 可持續發展投資

風險管理方法 承擔法。

規劃您的投資

交易指示處理 本管理公司在任何估值日歐洲中部時間下午1時（英國時間中午12時）之前收到並接受的購買、轉換或出售基金股份的要求，通常按該估值日的資產淨值處理。結算通常於3個營業日內進行。

主要股份類別

類別	最低投資額（美元） ¹		最高交易費	最高年費	
	首次持有	再次投資	認購費	管理費	分銷費
A	2,500	1,000	5.25%	1.50%	—
E	2,500	1,000	—	1.50%	0.75%
I	10,000,000	100,000	—	0.80%	—
W/ Y	2,500	1,000	—	0.80%	—

倘有B類股份，則該等股份的年度管理費用與A類股份相同。關於現有股份類別（包括貨幣對沖）的完整清單，請參見「基金投資」一節。有關上述費用的詳細說明，請參見「基金費用和成本」一節。

¹ 或任何其他可自由兌換貨幣的等值金額。

富達基金 – 新興亞洲基金

投資目標及政策

目標 基金旨在實現長線資本增長。

投資政策 基金將最少70%（通常為75%）的資產投資於在亞洲開發中國家（被視為新興市場）設立總部或進行大部份業務之公司的股票。基金亦可在輔助基礎上投資於貨幣市場工具。

基金可將少於30%的資產（直接及 / 或間接）投資於中國A股和B股（總計）。

基金可將少於5%的資產投資於SPAC。

投資流程 在主動管理基金的過程中，投資經理會考慮增長和估值指標、公司財務狀況、資本回報率、現金流和其他指標，以及公司管理、行業、經濟狀況和其他因素。

投資經理在評估投資風險和機會時會考慮ESG特徵。在確定ESG特徵時，投資經理會考慮富達或外部機構提供的ESG評級。

基金旨在使其投資組合的ESG評分高於其基準的評分。透過投資管理流程，投資經理旨在確保被投資公司遵循良好的管治規範。

若需更多資訊，請參見「可持續發展投資和ESG整合」部份，以及可持續發展附錄。

SFDR產品類別 第8條（推動環境及 / 或社會特徵）。

衍生工具和技術 基金可使用衍生工具以進行對沖、有效率的投資組合管理及作投資用途。

除核心衍生工具外（請參見「本組基金如何使用工具和技術」部份），基金擬使用TRS。

使用TRS（包括CFD） 預期 5%；最高10%。

證券借貸 預期15%；最高30%。

回購 / 反向回購協議 預期0%；最高30%。

基準 MSCI Emerging Markets Asia指數，一項不考慮ESG特徵的廣泛市場指數。用於：投資選擇、風險監控及表現比較。

基金投資於構成基準的證券。然而，基金的管理屬全權委託，因此基金可能投資於並非構成基準的證券，而基金在任何期間的表現可能會或可能不會嚴重偏離基準的表現。

基本貨幣 美元。

主要風險

若需更多資訊，請參見「風險描述」。

- 中國
- 交易對手和抵押品
- 貨幣
- 衍生工具
- 新興市場
- 股票
- 對沖
- 投資基金
- 流動性
- 市場
- 營運
- 可持續發展投資

風險管理方法 承擔法。

規劃您的投資

交易指示處理 本管理公司在任何估值日歐洲中部時間下午1時（英國時間中午12時）之前收到並接受的購買、轉換或出售基金股份的要求，通常按該估值日的資產淨值處理。結算通常於3個營業日內進行。

主要股份類別

類別	最低投資額（美元） ¹		最高交易費	最高年費	
	首次持有	再次投資	認購費	管理費	分銷費
A	2,500	1,000	5.25%	1.50%	—
E	2,500	1,000	—	1.50%	0.75%
I	10,000,000	100,000	—	0.80%	—
W/ Y	2,500	1,000	—	0.80%	—

倘有B類股份，則該等股份的年度管理費用與A類股份相同。關於現有股份類別（包括貨幣對沖）的完整清單，請參見「基金投資」一節。有關上述費用的詳細說明，請參見「基金費用和成本」一節。

¹或任何其他可自由兌換貨幣的等值金額。

新興「歐非中東」基金

投資目標及政策

目標 基金旨在實現長線資本增長。

投資政策 基金將最少70%的資產投資於在中歐、東歐和南歐（包括俄羅斯）、中東及非洲開發中國家（包括根據MSCI EM Europe, Middle East and Africa指數被視為新興市場的國家）設立總部或進行大部份業務之公司的股票。基金亦可在輔助基礎上投資於貨幣市場工具。

投資流程 在主動管理基金的過程中，投資經理會考慮增長和估值指標、公司財務狀況、資本回報率、現金流和其他指標，以及公司管理、行業、經濟狀況和其他因素。投資經理的投資流程會考慮可持續發展風險。

若需更多資訊，請參見「可持續發展投資和ESG整合」部份。

衍生工具和技術 基金可使用衍生工具以進行對沖、有效率的投資組合管理及作投資用途。

除核心衍生工具外（請參見「本組基金如何使用工具和技術」部份），基金擬使用TRS。

使用TRS（包括CFD） 預期0%；最高10%。

證券借貸 預期15%；最高30%。

回購 / 反向回購協議 預期0%；最高30%。

基準 MSCI emerging EMEA Capped 5%指數。用於：風險監控及表現比較。

基金投資於構成基準的證券。然而，基金的管理屬全權委託，因此基金可能投資於並非構成基準的證券，而基金在任何期間的表現可能會或可能不會嚴重偏離基準的表現。

基本貨幣 美元。

主要風險

若需更多資訊，請參見「風險描述」。

- 集中度
- 交易對手和抵押品
- 貨幣
- 衍生工具
- 新興市場
- 股票
- 對沖
- 投資基金
- 流動性
- 市場
- 營運
- 俄羅斯

風險管理方法 承擔法。

規劃您的投資

交易指示處理 本管理公司在任何估值日歐洲中部時間下午4時（英國時間下午3時）之前收到並接受的購買、轉換或出售基金股份的要求，通常按該估值日的資產淨值處理。結算通常於3個營業日內進行。

主要股份類別

類別	最低投資額（美元） ¹		最高交易費	最高年費	
	首次持有	再次投資	認購費	管理費	分銷費
A	2,500	1,000	5.25%	1.50%	—
E	2,500	1,000	—	1.50%	0.75%
I	10,000,000	100,000	—	0.80%	—
W, Y	2,500	1,000	—	0.80%	—

倘有B類股份，則該等股份的年度管理費用與A類股份相同。關於現有股份類別（包括貨幣對沖）的完整清單，請參見「基金投資」一節。有關上述費用的詳細說明，請參見「基金費用和成本」一節。

¹或任何其他可自由兌換貨幣的等值金額。

富達基金 – 新興市場基金

投資目標及政策

目標 基金旨在隨時間推移實現資本增長。

投資政策 基金將最少70%（通常為75%）的資產投資於經濟迅速增長的地區（包括拉丁美洲、東南亞、非洲、東歐（包括俄羅斯）和中東的國家和新興市場）之公司的股票。基金亦可在輔助基礎上投資於貨幣市場工具。

基金可將少於30%的資產（直接及 / 或間接）投資於中國A股和B股（總計）。

投資流程 在主動管理基金的過程中，投資經理會考慮增長和估值指標、公司財務狀況、資本回報率、現金流和其他指標，以及公司管理、行業、經濟狀況和其他因素。

投資經理在評估投資風險和機會時會考慮ESG特徵。在確定ESG特徵時，投資經理會考慮富達或外部機構提供的ESG評級。

基金旨在使其投資組合的ESG評分高於其基準的評分。透過投資管理流程，投資經理旨在確保被投資公司遵循良好的管治規範。

若需更多資訊，請參見「可持續發展投資和ESG整合」部份，以及可持續發展附錄。

SFDR產品類別 第8條（推動環境及 / 或社會特徵）。

衍生工具和技術 基金可使用衍生工具以進行對沖及有效率的投资組合管理。

除核心衍生工具外（請參見「本組基金如何使用工具和技術」部份），基金擬使用TRS。

使用TRS（包括CFD） 預期 4%；最高5%。

證券借貸 預期15%；最高30%。

回購 / 反向回購協議 預期0%；最高30%。

基準 MSCI Emerging Markets指數，一項不考慮ESG特徵的廣泛市場指數。用於：風險監控及表現比較。

基金投資於構成基準的證券。然而，基金的管理屬全權委託，因此基金可能投資於並非構成基準的證券，而基金在任何期間的表現可能會或可能不會嚴重偏離基準的表現。

基本貨幣 美元。

主要風險

若需更多資訊，請參見「風險描述」。

- 中國
- 集中度
- 交易對手和抵押品
- 貨幣
- 衍生工具
- 新興市場
- 股票
- 對沖
- 投資基金
- 流動性
- 市場
- 營運
- 俄羅斯
- 可持續發展投資

風險管理方法 承擔法。

規劃您的投資

交易指示處理 本管理公司在任何估值日歐洲中部時間下午4時（英國時間下午3時）之前收到並接受的購買、轉換或出售基金股份的要求，通常按該估值日的資產淨值處理。結算通常於3個營業日內進行。

主要股份類別

類別	最低投資額（美元） ¹		最高交易費	最高年費	
	首次持有	再次投資	認購費	管理費	分銷費
A	2,500	1,000	5.25%	1.50%	—
E	2,500	1,000	—	1.50%	0.75%
I	10,000,000	100,000	—	0.80%	—
W/Y	2,500	1,000	—	0.80%	—

倘有B類股份，則該等股份的年度管理費用與A類股份相同。關於現有股份類別（包括貨幣對沖）的完整清單，請參見「基金投資」一節。有關上述費用的詳細說明，請參見「基金費用和成本」一節。

¹ 或任何其他可自由兌換貨幣的等值金額。

富達基金 – 機構性新興市場基金

投資目標及政策

目標 基金旨在隨時間推移實現資本增長。

投資政策 基金將最少70%的資產投資於世界各地（包括拉丁美洲、東南亞、非洲、東歐（包括俄羅斯）和中東）經濟迅速增長市場之公司的股票。基金亦可在輔助基礎上投資於貨幣市場工具。

基金可將少於30%的資產（直接及 / 或間接）投資於中國A股和B股（總計）。

投資流程 在主動管理基金的過程中，投資經理會考慮增長和公司財務狀況、資本回報率、現金流和其他指標，以及公司管理、行業、經濟狀況和其他因素。

投資經理在評估投資風險和機會時會考慮ESG特徵。在確定ESG特徵時，投資經理會考慮富達或外部機構提供的ESG評級。

基金旨在使其投資組合的ESG評分高於其基準的評分。透過投資管理流程，投資經理旨在確保被投資公司遵循良好的管治規範。

若需更多資訊，請參見「可持續發展投資和ESG整合」部份，以及可持續發展附錄。

SFDR產品類別 第8條（推動環境及 / 或社會特徵）。

衍生工具和技術 基金可使用衍生工具以進行對沖、有效率的投資組合管理及作投資用途。

除核心衍生工具外（請參見「本組基金如何使用工具和技術」部份），基金擬使用TRS。

使用TRS（包括CFD）預期5%；最高10%。

證券借貸 預期15%；最高30%。

回購 / 反向回購協議 預期0%；最高30%。

基準 MSCI Emerging Markets 指數，一項不考慮ESG特徵的廣泛市場指數。用於：風險監控及表現比較。

基金投資於構成基準的證券。然而，基金的管理屬全權委託，因此基金可能投資於並非構成基準的證券，而基金在任何期間的表現可能會或可能不會嚴重偏離基準的表現。

基本貨幣 美元。

主要風險

若需更多資訊，請參見「風險描述」。

- 中國
- 交易對手和抵押品
- 貨幣
- 衍生工具
- 新興市場
- 股票
- 對沖
- 投資基金
- 流動性
- 市場
- 營運
- 俄羅斯
- 可持續發展投資

風險管理方法 承擔法。

規劃您的投資

交易指示處理 本管理公司在任何估值日歐洲中部時間下午1時（英國時間中午12時）之前收到並接受的購買、轉換或出售基金股份的要求，通常按該估值日的資產淨值處理。結算通常於3個營業日內進行。

主要股份類別

類別	最低投資額（美元） ¹		最高交易費	最高年費	
	首次持有	再次投資	認購費	管理費	分銷費
I	10,000,000	100,000	—	0.80%	—

倘有B類股份，則該等股份的年度管理費用與A類股份相同。關於現有股份類別（包括貨幣對沖）的完整清單，請參見「基金投資」一節。有關上述費用的詳細說明，請參見「基金費用和成本」一節。

¹或任何其他可自由兌換貨幣的等值金額。

富達基金 – 印度焦點基金

投資目標及政策

目標 基金旨在實現長線資本增長。

投資政策 基金將最少70%（通常為75%）的資產投資於在印度上市之印度公司的股票，或在印度進行大部份業務之非印度公司的股票。基金亦可在輔助基礎上投資於貨幣市場工具。

投資流程 在主動管理基金的過程中，投資經理會考慮增長和估值指標、公司財務狀況、資本回報率、現金流和其他指標，以及公司管理、行業、經濟狀況和其他因素。

投資經理在評估投資風險和機會時會考慮ESG特徵。在確定ESG特徵時，投資經理會考慮富達或外部機構提供的ESG評級。

基金旨在使其投資組合的ESG評分高於其基準的評分。透過投資管理流程，投資經理旨在確保被投資公司遵循良好的管治規範。

若需更多資訊，請參見「可持續發展投資和ESG整合」部份，以及可持續發展附錄。

SFDR產品類別 第8條（推動環境及 / 或社會特徵）。

衍生工具和技術 基金可使用衍生工具以進行對沖、有效率的投資組合管理及作投資用途。

除核心衍生工具外（請參見「本組基金如何使用工具和技術」部份），基金擬使用TRS。

使用TRS（包括CFD） 預期 0%；最高10%。

證券借貸 預期15%；最高30%。

回購 / 反向回購協議 預期0%；最高30%。

基準 MSCI India Capped 8%指數，一項不考慮ESG特徵的廣泛市場指數。用於：風險監控及表現比較。

基金投資於構成基準的證券。然而，基金的管理屬全權委託，因此基金可能投資於並非構成基準的證券，而基金在任何期間的表現可能會或可能不會嚴重偏離基準的表現。

基本貨幣 美元。

主要風險

若需更多資訊，請參見「風險描述」。

- 集中度
- 交易對手和抵押品
- 貨幣
- 衍生工具
- 新興市場
- 股票
- 對沖
- 流動性
- 市場
- 營運
- 可持續發展投資

風險管理方法 承擔法。

規劃您的投資

交易指示處理 本管理公司在任何估值日歐洲中部時間下午1時（英國時間中午12時）之前收到並接受的購買、轉換或出售基金股份的要求，通常按該估值日的資產淨值處理。結算通常於5個營業日內進行。

主要股份類別

類別	最低投資額（美元） ¹		最高交易費	最高年費	
	首次持有	再次投資	認購費	管理費	分銷費
A	2,500	1,000	5.25%	1.50%	—
E	2,500	1,000	—	1.50%	0.75%
I	10,000,000	100,000	—	0.80%	—
W/ Y	2,500	1,000	—	0.80%	—

倘有B類股份，則該等股份的年度管理費用與A類股份相同。關於現有股份類別（包括貨幣對沖）的完整清單，請參見「基金投資」一節。有關上述費用的詳細說明，請參見「基金費用和成本」一節。

¹ 或任何其他可自由兌換貨幣的等值金額。

富達基金 – 印尼基金

投資目標及政策

目標 基金旨在隨時間推移實現資本增長。

投資政策 基金將最少70%（通常為75%）的資產投資於在印尼上市、設立總部或進行大部份業務之公司的股票。基金亦可在輔助基礎上投資於貨幣市場工具。

基金可按所示百分比投資於以下資產：

- SPACs：少於5%。

投資流程 在主動管理基金的過程中，投資經理會考慮增長和估值指標、公司財務狀況、資本回報率、現金流和其他指標，以及公司管理、行業、經濟狀況和其他因素。投資經理的投資流程會考慮可持續發展風險。

若需更多資訊，請參見「可持續發展投資和ESG整合」部份。

衍生工具和技術 基金可使用衍生工具以進行對沖、有效率的投資組合管理及作投資用途。

除核心衍生工具外（請參見「本組基金如何使用工具和技術」部份），基金擬使用TRS。

使用TRS（包括CFD） 預期0%；最高10%。

證券借貸 預期15%；最高30%。

回購 / 反向回購協議 預期0%；最高30%。

基準 MSCI Indonesia IMI Capped 8%指數。用於：投資選擇、風險監控及表現比較。

基金投資於構成基準的證券。然而，基金的管理屬全權委託，因此基金可能投資於並非構成基準的證券，而基金在任何期間的表現可能會或可能不會嚴重偏離基準的表現。

基本貨幣 美元。

主要風險

若需更多資訊，請參見「風險描述」。

- 集中度
- 交易對手和抵押品
- 貨幣
- 衍生工具
- 新興市場
- 股票
- 對沖
- 投資基金
- 流動性
- 市場
- 營運

風險管理方法 承擔法。

規劃您的投資

交易指示處理 本管理公司在任何估值日歐洲中部時間下午1時（英國時間中午12時）之前收到並接受的購買、轉換或出售基金股份的要求，通常按該估值日的資產淨值處理。結算通常於3個營業日內進行。

主要股份類別

類別	最低投資額（美元） ¹		最高交易費	最高年費	
	首次持有	再次投資	認購費	管理費	分銷費
A	2,500	1,000	5.25%	1.50%	—
Y	2,500	1,000	—	0.80%	—

倘有B類股份，則該等股份的年度管理費用與A類股份相同。關於現有股份類別（包括貨幣對沖）的完整清單，請參見「基金投資」一節。有關上述費用的詳細說明，請參見「基金費用和成本」一節。

¹或任何其他可自由兌換貨幣的等值金額。

富達基金 – 拉丁美洲基金

投資目標及政策

目標 基金旨在隨時間推移實現資本增長。

投資政策 基金將最少70%（通常為75%）的資產投資於在拉丁美洲上市、設立總部或進行大部份業務之公司的股票。其中部份投資可能位於新興市場。基金亦可在輔助基礎上投資於貨幣市場工具。

投資流程 在主動管理基金的過程中，投資經理會考慮增長和估值指標、公司財務狀況、資本回報率、現金流和其他指標，以及公司管理、行業、經濟狀況和其他因素。投資經理的投資流程會考慮可持續發展風險。

若需更多資訊，請參見「可持續發展投資和ESG整合」部份。

衍生工具和技術 基金可使用衍生工具以進行對沖及有效率的投資組合管理。

除核心衍生工具外（請參見「本組基金如何使用工具和技術」部份），基金擬使用TRS。

使用TRS（包括CFD） 預期0%；最高10%。

證券借貸 預期15%；最高30%。

回購 / 反向回購協議 預期0%；最高30%。

基準 MSCI EM Latin America指數。用於：投資選擇、風險監控及表現比較。

基金投資於構成基準的證券。然而，基金的管理屬全權委託，因此基金可能投資於並非構成基準的證券，而基金在任何期間的表現可能會或可能不會嚴重偏離基準的表現。

基本貨幣 美元。

主要風險

若需更多資訊，請參見「風險描述」。

- 集中度
- 交易對手和抵押品
- 貨幣
- 衍生工具
- 新興市場
- 股票
- 對沖
- 投資基金
- 流動性
- 市場
- 營運

風險管理方法 承擔法。

規劃您的投資

交易指示處理 本管理公司在任何估值日歐洲中部時間下午4時（英國時間下午3時）之前收到並接受的購買、轉換或出售基金股份的要求，通常按該估值日的資產淨值處理。結算通常於3個營業日內進行。

主要股份類別

類別	最低投資額（美元） ¹		最高交易費	最高年費	
	首次持有	再次投資	認購費	管理費	分銷費
A	2,500	1,000	5.25%	1.50%	—
E	2,500	1,000	—	1.50%	0.75%
I	10,000,000	100,000	—	0.80%	—
W/Y	2,500	1,000	—	0.80%	—

倘有B類股份，則該等股份的年度管理費用與A類股份相同。關於現有股份類別（包括貨幣對沖）的完整清單，請參見「基金投資」一節。有關上述費用的詳細說明，請參見「基金費用和成本」一節。

¹ 或任何其他可自由兌換貨幣的等值金額。

可持續發展新興市場股票基金

投資目標及政策

目標 基金旨在隨時間推移實現資本增長。

投資政策 基金將最少70%的資產投資於在發展中市場（包括拉丁美洲、亞洲、非洲、東歐（包括俄羅斯）和中東國家）上市、設立總部或進行大部份業務之公司的股票。基金亦可在輔助基礎上投資於貨幣市場工具。

基金可將少於30%的資產（直接及 / 或間接）投資於中國A股和B股（總計）。

基金投資於有限數量的證券（在正常市況下一般介乎20至80項）。

投資經理旨在取得領先基準的表現。

投資流程 在主動管理基金的過程中，投資經理會考慮增長和估值指標、公司財務狀況、資本回報率、現金流和其他指標，以及公司管理、行業、經濟狀況和其他因素。

投資經理在評估投資風險和機會時會考慮ESG特徵。在確定ESG特徵時，投資經理會考慮富達或外部機構提供的ESG評級。

基金評估其最少90%資產的ESG特徵。在排除20%的ESG評級最低之資產後，基金旨在使其投資組合的ESG評分高於其基準的評分。

基金可投資於具有較遜色但持續改善ESG特徵之發行機構。透過投資管理流程，投資經理旨在確保被投資公司遵循良好的管治規範。

若需更多資訊，請參見「可持續發展投資和ESG整合」部份，以及可持續發展附錄。

SFDR產品類別 第8條（推動環境及 / 或社會特徵）。

衍生工具和技術 基金可使用衍生工具以進行對沖、有效率的投資組合管理及作投資用途。

除核心衍生工具外（請參見「本組基金如何使用工具和技術」部份），基金擬使用TRS。

使用TRS（包括CFD）預期15%；最高50%。

證券借貸 預期15%；最高30%。

回購 / 反向回購協議 預期0%；最高30%。

基準 MSCI Emerging Markets指數。一項不考慮ESG特徵的廣泛市場指數。用於：表現領先、表現比較。

基金投資於構成基準的證券。然而，基金的管理屬全權委託，因此基金可能投資於並非構成基準的證券，而基金在任何期間的表現可能會或可能不會嚴重偏離基準的表現。

基本貨幣 美元。

主要風險

若需更多資訊，請參見「風險描述」。

- 中國
- 集中度
- 交易對手和抵押品
- 貨幣
- 衍生工具
- 新興市場
- 股票
- 對沖
- 投資基金
- 流動性
- 市場
- 營運
- 俄羅斯
- 可持續發展投資

風險管理方法 承擔法。

規劃您的投資

交易指示處理 本管理公司在任何估值日歐洲中部時間下午4時（英國時間下午3時）之前收到並接受的購買、轉換或出售基金股份的要求，通常按該估值日的資產淨值處理。結算通常於3個營業日內進行。

主要股份類別

類別	最低投資額 (美元) ¹		最高交易費	最高年費	
	首次持有	再次投資	認購費	管理費	分銷費
A	2,500	1,000	5.25%	1.50%	—
E	2,500	1,000	—	1.50%	0.75%
I	10,000,000	100,000	—	0.80%	—
W/ Y	2,500	1,000	—	0.80%	—

倘有B類股份，則該等股份的年度管理費用與A類股份相同。關於現有股份類別（包括貨幣對沖）的完整清單，請參見「基金投資」一節。有關上述費用的詳細說明，請參見「基金費用和成本」一節。

¹ 或任何其他可自由兌換貨幣的等值金額。

富達基金 – 泰國基金

投資目標及政策

目標 基金旨在隨時間推移實現資本增長。

投資政策 基金將最少70%（通常為75%）的資產投資於在泰國證券交易所上市或買賣的股票。基金亦可在輔助基礎上投資於貨幣市場工具。

基金可按所示百分比投資於以下資產：

- SPACs：少於5%。

投資流程 在主動管理基金的過程中，投資經理會考慮增長、估值指標、公司財務狀況、資本回報率、現金流和其他財務指標，以及公司管理、行業、經濟狀況和其他因素。

投資經理在評估投資風險和機會時會考慮ESG特徵。在確定ESG特徵時，投資經理會考慮富達或外部機構提供的ESG評級。

基金旨在使其投資組合的ESG評分高於其基準的評分。透過投資管理流程，投資經理旨在確保被投資公司遵循良好的管治規範。

若需更多資訊，請參見「可持續發展投資和ESG整合」部份，以及可持續發展附錄。

SFDR產品類別 第8條（推動環境及 / 或社會特徵）。

衍生工具和技術 基金可使用衍生工具以進行對沖、有效率的投資組合管理及作投資用途。

除核心衍生工具外（請參見「本組基金如何使用工具和技術」部份），基金擬使用TRS。

使用TRS（包括CFD）預期0%；最高10%。

證券借貸 預期15%；最高30%。

回購 / 反向回購協議 預期0%；最高30%。

基準 Solactive GBS Thailand Investable Universe指數，一項不考慮ESG特徵的廣泛市場指數。用於：投資選擇、風險監控及表現比較。

基金投資於構成基準的證券。然而，基金的管理屬全權委託，因此基金可能投資於並非構成基準的證券，而基金在任何期間的表現可能會或可能不會嚴重偏離基準的表現。

基本貨幣 美元。

主要風險

若需更多資訊，請參見「風險描述」。

- 集中度
- 交易對手和抵押品
- 貨幣
- 衍生工具
- 新興市場
- 股票
- 對沖
- 投資基金
- 流動性
- 市場
- 營運
- 可持續發展投資

風險管理方法 承擔法。

規劃您的投資

交易指示處理 本管理公司在任何估值日歐洲中部時間下午1時（英國時間中午12時）之前收到並接受的購買、轉換或出售基金股份的要求，通常按該估值日的資產淨值處理。結算通常於3個營業日內進行。

主要股份類別

類別	最低投資額（美元） ¹		最高交易費	最高年費	
	首次持有	再次投資	認購費	管理費	分銷費
A	2,500	1,000	5.25%	1.50%	—
W/ Y	2,500	1,000	—	0.80%	—

倘有B類股份，則該等股份的年度管理費用與A類股份相同。關於現有股份類別（包括貨幣對沖）的完整清單，請參見「基金投資」一節。有關上述費用的詳細說明，請參見「基金費用和成本」一節。

¹或任何其他可自由兌換貨幣的等值金額。

富達基金 – 靈活債券基金

投資目標及政策

目標 基金旨在隨時間推移實現資本增長並提供收益。

投資政策 基金將最少70%的資產投資於世界各地（包括新興市場）一系列廣泛的債務證券（以英鎊或其他貨幣計價）。基金亦可在輔助基礎上投資於貨幣市場工具。

基金可按所示百分比投資於以下資產類別：

- 未達投資級別或未獲評級債券：最多50%
- 上市中國境內債券（直接及 / 或間接）：少於30%（總計）
- 混合證券及或然可換股債券（CoCo）：少於30%，其中CoCo的比重少於20%

基金對受壓證券的投資比重以其資產的10%為限。

非英鎊投資項目的持倉大多數將會進行英鎊對沖。

基金可投資於後償金融債和優先股。

投資流程 在主動管理基金的過程中，投資經理利用內部研究和投資能力，在不同債券發行機構、行業、地域和證券類型中發掘合適的機會。這可能包括對債券發行機構的信譽、宏觀經濟因素和估值進行評估。

投資經理在評估投資風險和機會時會考慮ESG特徵。在確定ESG特徵時，投資經理會考慮富達或外部機構提供的ESG評級。

基金旨在使其投資組合的ESG評分高於其基準的評分。透過投資管理流程，投資經理旨在確保被投資發行機構遵循良好的管治規範。

若需更多資訊，請參見「可持續發展投資和ESG整合」部份，以及可持續發展附錄。

SFDR產品類別 第8條（推動環境及 / 或社會特徵）。

衍生工具和技術 基金可使用衍生工具以進行對沖、有效率的投資組合管理及作投資用途。基金可運用長倉或短倉配置。

基金使用衍生工具，包括風險水平與基金風險類別相符的複雜型衍生工具或策略，以達致基金的投資目標。基金可能使用衍生工具以締造相關資產的經濟效益，這些工具可包括期貨、遠期、期權及掉期。基金將使用(i) 指數、一籃子或單一信貸違約及總回報掉期，以增大持倉比重或減低發行機構的信貸風險；(ii) 利率期貨、掉期或期權，以主動

管理利率風險水平；及(iii) 貨幣衍生工具，以對沖或增大貨幣持倉比重。基金主動進行的貨幣長倉及短倉配置，與基金所持的相關證券倉盤可能並不相關。

除核心衍生工具外（請參見「本組基金如何使用工具和技術」部份），基金擬使用TRS。

使用TRS（包括CFD） 預期40%；最高200%。

證券借貸 預期15%；最高30%。

回購 / 反向回購協議 預期15%；最高30%。

基準 ICE BofA Q880特設指數（一項混合政府、投資級別及高收益企業債券指數的特設指數），一項不考慮ESG特徵的廣泛市場指數。用於：僅作表現比較。

基本貨幣 英鎊。

主要風險

若需更多資訊，請參見「風險描述」。

- CoCo債券
- 利率
- 可換股證券
- 投資基金
- 交易對手和抵押品
- 槓桿
- 信貸
- 流動性
- 貨幣
- 市場
- 衍生工具
- 營運
- 新興市場
- 短倉配置
- 對沖
- 可持續發展投資
- 高收益

風險管理方法 絕對風險值法，以10%為限。預期總槓桿水平：500%（可能會高於或低於該水平，但預期將不會超過1000%）。

規劃您的投資

交易指示處理 本管理公司在任何估值日歐洲中部時間下午4時（英國時間下午3時）之前收到並接受的購買、轉換或出售基金股份的要求，通常按該估值日的資產淨值處理。結算通常於3個營業日內進行。

主要股份類別

類別	最低投資額（美元） ¹		最高交易費	最高年費	
	首次持有	再次投資	認購費	管理費	分銷費
A	2,500	1,000	3.50%	1.00%	—
E	2,500	1,000	—	1.00%	0.60%
I	10,000,000	100,000	—	0.50%	—
W/Y	2,500	1,000	—	0.50%	—

倘有B類股份，則該等股份的年度管理費用與A類股份相同。關於現有股份類別（包括貨幣對沖）的完整清單，請參見「基金投資」一節。有關上述費用的詳細說明，請參見「基金費用和成本」一節。

¹ 或任何其他可自由兌換貨幣的等值金額。

富達基金 – 環球債券基金

投資目標及政策

目標 基金旨在隨時間推移實現資本增長並提供收益。

投資政策 基金投資於世界各地（包括新興市場）的企業及政府債務證券。基金亦可在輔助基礎上投資於貨幣市場工具。

基金可按所示百分比投資於以下資產：

- 上市中國境內債券（直接及 / 或間接）：少於30%（總計）

基金旨在最大化以美元計算的表現。

投資流程 在主動管理基金的過程中，投資經理利用內部研究和投資能力，在不同債券發行機構、行業、地域和證券類型中發掘合適的機會。這可能包括對債券發行機構的信譽、宏觀經濟因素和估值進行評估。

投資經理在評估投資風險和機會時會考慮ESG特徵。在確定ESG特徵時，投資經理會考慮富達或外部機構提供的ESG評級。

基金旨在使其投資組合的ESG評分高於其基準的評分。透過投資管理流程，投資經理旨在確保被投資發行機構遵循良好的管治規範。

若需更多資訊，請參見「可持續發展投資和ESG整合」部份，以及可持續發展附錄。

SFDR產品類別 第8條（推動環境及 / 或社會特徵）。

衍生工具和技術 基金可使用衍生工具以進行對沖、有效率的投資組合管理及作投資用途。

除核心衍生工具外（請參見「本組基金如何使用工具和技術」部份），基金擬使用TRS。

使用TRS（包括CFD）預期 10%；最高50%。

證券借貸 預期15%；最高30%。

回購 / 反向回購協議 預期0%；最高30%。

基準 Bloomberg Global Aggregate Bond指數，一項不考慮ESG特徵的廣泛市場指數。用於：風險監控、投資選擇及表現比較。

基金投資於構成基準的證券。然而，基金的管理屬全權委託，因此基金可能投資於並非構成基準的證券，而基金在任何期間的表現可能會或可能不會嚴重偏離基準的表現。

基本貨幣 美元。

主要風險

若需更多資訊，請參見「風險描述」。

- 中國
- CoCo債券
- 可換股證券
- 交易對手和抵押品
- 信貸
- 貨幣
- 衍生工具
- 新興市場
- 對沖
- 利率
- 投資基金
- 流動性
- 市場
- 營運
- 短倉配置
- 主權
- 可持續發展投資

風險管理方法 承擔法。

規劃您的投資

交易指示處理 本管理公司在任何估值日歐洲中部時間下午4時（英國時間下午3時）之前收到並接受的購買、轉換或出售基金股份的要求，通常按該估值日的資產淨值處理。結算通常於3個營業日內進行。

主要股份類別

類別	最低投資額（美元） ¹		最高交易費	最高年費	
	首次持有	再次投資	認購費	管理費	分銷費
A	2,500	1,000	3.50%	0.75%	—
I	10,000,000	100,000	—	0.40%	—
Y	2,500	1,000	—	0.40%	—

倘有B類股份，則該等股份的年度管理費用與A類股份相同。關於現有股份類別（包括貨幣對沖）的完整清單，請參見「基金投資」一節。有關上述費用的詳細說明，請參見「基金費用和成本」一節。

¹ 或任何其他可自由兌換貨幣的等值金額。

富達基金 – 環球收益基金

投資目標及政策

目標 基金旨在隨時間推移實現資本增長並提供高收益。

投資政策 基金將最少70%的資產投資於世界各地（包括新興市場）的債務證券。投資可包括以不同貨幣計價的不同年期投資級別和未達投資級別債務證券，以及高收益債券和新興市場債券。基金亦可在輔助基礎上投資於貨幣市場工具。

基金可按所示百分比投資於以下資產：

- 投資級別債務證券：最少50%
- 未達投資級別債券：最多50%
- 上市中國境內債券（直接及 / 或間接）：少於30%（總計）
- 混合證券及或然可換股（CoCo）債券：少於30%，其中CoCo的比重少於20%

基金亦可投資於其他後償金融債和優先股。

基金對受壓證券的投資比重以其資產的10%為限。

投資流程 在主動管理基金的過程中，投資經理利用內部研究和投資能力，在不同債券發行機構、行業、地域和證券類型中發掘合適的機會。這可能包括對債券發行機構的信譽、宏觀經濟因素和估值進行評估。

投資經理在評估投資風險和機會時會考慮ESG特徵。在確定ESG特徵時，投資經理會考慮富達或外部機構提供的ESG評級。

基金旨在使其投資組合的ESG評分高於其投資範圍的評分。透過投資管理流程，投資經理旨在確保被投資發行機構遵循良好的管治規範。

若需更多資訊，請參見「可持續發展投資和ESG整合」部份，以及可持續發展附錄。

SFDR產品類別 第8條（推動環境及 / 或社會特徵）。

衍生工具和技術 基金可使用衍生工具以進行對沖、有效率的投資組合管理及作投資用途。

除核心衍生工具外（請參見「本組基金如何使用工具和技术」部份），基金擬使用TRS。

使用TRS（包括CFD） 預期 10%；最高50%。

證券借貸 預期15%；最高30%。

回購 / 反向回購協議 預期0%；最高30%。

基準 無。

基本貨幣 美元。

主要風險

若需更多資訊，請參見「風險描述」。

- 中國
- CoCo債券
- 可換股證券
- 交易對手和抵押品
- 信貸
- 貨幣
- 衍生工具
- 受壓證券
- 新興市場
- 對沖
- 高收益
- 利率
- 投資基金
- 流動性
- 市場
- 營運
- 可持續發展投資

風險管理方法 承擔法。

規劃您的投資

交易指示處理 本管理公司在任何估值日歐洲中部時間下午4時（英國時間下午3時）之前收到並接受的購買、轉換或出售基金股份的要求，通常按該估值日的資產淨值處理。結算通常於3個營業日內進行。

主要股份類別

類別	最低投資額（美元） ¹		最高交易費	最高年費	
	首次持有	再次投資	認購費	管理費	分銷費
A	2,500	1,000	3.50%	0.90%	—
E	2,500	1,000	—	0.90%	0.60%
I	10,000,000	100,000	—	0.55%	—
W, Y	2,500	1,000	—	0.55%	—

倘有B類股份，則該等股份的年度管理費用與A類股份相同。關於現有股份類別（包括貨幣對沖）的完整清單，請參見「基金投資」一節。有關上述費用的詳細說明，請參見「基金費用和成本」一節。

¹ 或任何其他可自由兌換貨幣的等值金額。

環球通脹連繫債券基金

投資目標及政策

目標 基金旨在提供吸引的實質收益，並隨時間推移實現資本增長。

投資政策 基金將最少70%的資產投資於由世界各地（包括新興市場）的政府、機構、超國家實體、企業和銀行發行的投資級別和未達投資級別通脹掛鈎債券及名義債券。投資包括未達投資級別和投資級別的證券。基金亦可在輔助基礎上投資於貨幣市場工具。

基金可按所示百分比投資於以下資產：

- 貨幣市場工具和定期存款：少於30%
- 可換股債券：最多25%
- 股票及其他參與供股權：最多10%

投資流程 在主動管理基金的過程中，投資經理利用內部研究和投資能力，在不同債券發行機構、行業、地域和證券類型中發掘合適的機會。這可能包括對債券發行機構的信譽、宏觀經濟因素和估值進行評估。投資經理將利用環球通脹掛鈎、利率以至信貸市場的一系列策略，例如主動孳息曲線策略、行業輪換、證券選擇、相對價值管理和存續期管理。

投資經理在評估投資風險和機會時會考慮ESG因素。在確定ESG特徵時，投資經理會考慮富達或外部機構提供的ESG評級。

基金旨在使其投資組合的ESG評分高於其基準的評分。透過投資管理流程，投資經理旨在確保被投資發行機構及國家遵循良好的管治規範。

若需更多資訊，請參見「可持續發展投資和ESG整合」部份，以及可持續發展附錄。

SFDR產品類別 第8條（推動環境及 / 或社會特徵）。

衍生工具和技術 基金可使用衍生工具以進行對沖、有效率的投資組合管理及作投資用途。基金可運用長倉或短倉配置。

基金使用衍生工具，包括風險水平與基金風險類別相符的複雜型衍生工具或策略，以達致基金的投資目標。基金可能使用衍生工具以締造與實質持有該資產相若的經濟效益。基金將使用(i)利率掉期和期貨，以主動管理利率風險水平；(ii)通脹掉期，以消除不必要的通脹風險或達致期望的通脹風險；及(iii)貨幣衍生工具，以對沖或增大貨幣持倉比重，或複製某項債券指數之相關證券的貨幣持倉。基金主動進行

的貨幣長倉及短倉配置，與基金所持的相關證券倉盤可能並不相關。

除核心衍生工具外（請參見「本組基金如何使用工具和技術」部份），基金擬使用TRS。

使用TRS（包括CFD） 預期10%；最高50%。

證券借貸 預期15%；最高30%。

回購 / 反向回購協議 預期0%；最高30%。

基準 Bloomberg World Government Inflation-Linked 1 to 10 Year 指數，一項不考慮ESG因素 (*should it be "ESG characteristics" to align with the other funds? Pls confirm*) 的廣泛市場指數。用於：投資選擇、風險監控及表現比較。

基金投資於構成基準的證券。然而，基金的管理屬全權委託，因此基金可能投資於並非構成基準的證券，而基金在任何期間的表現可能會或可能不會嚴重偏離基準的表現。

基本貨幣 美元。

主要風險

若需更多資訊，請參見「風險描述」。

- 集中度
- 可換股證券
- 交易對手和抵押品
- 信貸
- 貨幣
- 衍生工具
- 新興市場
- 對沖
- 高收益
- 利率
- 投資基金
- 流動性
- 市場
- 營運
- 可持續發展投資

風險管理方法 承擔法。

規劃您的投資

交易指示處理 本管理公司在任何估值日歐洲中部時間下午4時（英國時間下午3時）之前收到並接受的購買、轉換或出售基金股份的要求，通常按該估值日的資產淨值處理。結算通常於3個營業日內進行。

主要股份類別

類別	最低投資額 (美元) ¹		最高交易費	最高年費	
	首次持有	再次投資	認購費	管理費	分銷費
A	2,500	1,000	3.50%	0.50%	—
E	2,500	1,000	—	0.50%	0.15%
I	10,000,000	100,000	—	0.30%	—
W, Y	2,500	1,000	—	0.30%	—

倘有B類股份，則該等股份的年度管理費用與A類股份相同。關於現有股份類別（包括貨幣對沖）的完整清單，請參見「基金投資」一節。有關上述費用的詳細說明，請參見「基金費用和成本」一節。

¹ 或任何其他可自由兌換貨幣的等值金額。

環球短期債券基金

投資目標及政策

目標 基金旨在提供收益，同時維持所持投資的平均存續期不超過三年。

投資政策 基金將最少70%的資產投資於世界各地以不同貨幣計價的債務證券，包括不同年期的投資級別企業債券和政府債券，以及未達投資級別債券和新興市場債券。基金亦可投資於貨幣市場工具及 / 或其他短期債務工具，包括存款證、商業票據和浮息票據，以及現金和現金等價物。

基金可按所示百分比投資於以下資產：

- 未達投資級別債務證券：最多50%
- 投資級別債務證券：最少50%
- 上市中國境內債務證券（直接及 / 或間接）：少於30%（總計）

投資組合致力維持整體平均信貸評級於投資級別。

投資流程 在主動管理基金的過程中，投資經理利用內部研究和投資能力，在不同債券發行機構、行業、地域和證券類型中發掘合適的投資機會。這可能包括對債券發行機構的信譽、宏觀經濟因素和估值進行評估。

投資經理在評估投資風險和機會時會考慮ESG特徵。在確定ESG特徵時，投資經理會考慮富達或外部機構提供的ESG評級。

基金旨在使其投資組合的ESG評分高於其投資範圍的評分。透過投資管理流程，投資經理旨在確保被投資發行機構遵循良好的管治規範。

若需更多資訊，請參見「可持續發展投資和ESG整合」部份，以及可持續發展附錄。

SFDR產品類別 第8條（推動環境及 / 或社會特徵）。

衍生工具和技術 基金可使用衍生工具以進行對沖、有效率的投資組合管理及作投資用途。

除核心衍生工具外（請參見「本組基金如何使用工具和技術」部份），基金擬使用TRS。

使用TRS（包括CFD） 預期 10%；最高50%。

證券借貸 預期15%；最高30%。

回購 / 反向回購協議 預期0%；最高30%。

基準 無。

基本貨幣 美元。

主要風險

若需更多資訊，請參見「風險描述」。

- 中國
- CoCo債券
- 可換股證券
- 交易對手和抵押品
- 信貸
- 貨幣
- 衍生工具
- 受壓證券
- 新興市場
- 對沖
- 高收益
- 利率
- 投資基金
- 流動性
- 市場
- 營運
- 可持續發展投資

風險管理方法 承擔法。

規劃您的投資

交易指示處理 本管理公司在任何估值日歐洲中部時間下午4時（英國時間下午3時）之前收到並接受的購買、轉換或出售基金股份的要求，通常按該估值日的資產淨值處理。結算通常於3個營業日內進行。

主要股份類別

類別	最低投資額（美元） ¹		最高交易費	最高年費	
	首次持有	再次投資	認購費	管理費	分銷費
A	2,500	1,000	3.50%	0.75%	—
E	2,500	1,000	—	0.75%	0.30%
I	10,000,000	100,000	—	0.40%	—
W, Y	2,500	1,000	—	0.40%	—

倘有B類股份，則該等股份的年度管理費用與A類股份相同。關於現有股份類別（包括貨幣對沖）的完整清單，請參見「基金投資」一節。有關上述費用的詳細說明，請參見「基金費用和成本」一節。

¹ 或任何其他可自由兌換貨幣的等值金額。

富達基金 – 策略債券基金

投資目標及政策

目標 基金旨在隨時間推移實現資本增長並提供收益。

投資政策 基金將最少70%的資產投資於債務證券（其中可能包括政府、通脹掛鈎、投資級別和未達投資級別企業債務證券）及貨幣市場工具。這些投資可位於世界各地（包括新興市場）。

基金可按所示百分比投資於以下資產：

- 上市中國境內債券（直接及 / 或間接）：少於30%（總計）
- 混合證券及或然可換股（CoCo）債券：少於30%，其中CoCo的比重少於20%

基金對受壓證券的投資比重以其資產的10%為限。

投資流程 在主動管理基金的過程中，投資經理利用內部研究和投資能力，在不同債券發行機構、行業、地域和證券類型中發掘合適的機會。這可能包括對債券發行機構的信譽、宏觀經濟因素和估值進行評估。

投資經理在評估投資風險和機會時會考慮ESG特徵。在確定ESG特徵時，投資經理會考慮富達或外部機構提供的ESG評級。

基金旨在使其投資組合的ESG評分高於其基準的評分。透過投資管理流程，投資經理旨在確保被投資發行機構遵循良好的管治規範。

若需更多資訊，請參見「可持續發展投資和ESG整合」部份，以及可持續發展附錄。

SFDR產品類別 第8條（推動環境及 / 或社會特徵）。

衍生工具和技術 基金可使用衍生工具以進行對沖、有效率的投資組合管理及作投資用途。基金可運用長倉或短倉配置。

基金使用衍生工具，包括風險水平與基金風險類別相符的複雜型衍生工具或策略，以達致基金的投資目標。基金可能使用衍生工具以締造相關資產的經濟效益，這些工具可包括期貨、遠期、期權及掉期。基金將使用(i) 指數、一籃子或單一信貸違約及總回報掉期以增大持倉比重或減低發行機構的信貸風險；(ii) 利率期貨、掉期或期權以主動管理利率風險水平，以及(iii) 貨幣衍生工具以對沖或增大貨幣持

倉比重。基金主動進行的貨幣長倉及短倉配置，與基金所持的相關證券倉盤可能並不相關。

除核心衍生工具外（請參見「本組基金如何使用工具和技術」部份），基金擬使用TRS。

使用TRS（包括CFD） 預期 40%；最高200%。

證券借貸 預期15%；最高30%。

回購 / 反向回購協議 預期15%；最高30%。

基準 ICE BofA Q944 特設指數（一項混合政府、投資級別及高收益企業債券指數的特設指數），不考慮ESG特徵的廣泛市場指數。用於：僅作表現比較。

基本貨幣 美元。

主要風險

若需更多資訊，請參見「風險描述」。

- 中國
- 可換股證券
- 交易對手和抵押品
- 信貸
- 貨幣
- 衍生工具
- 受壓證券
- 新興市場
- 對沖
- 高收益
- 利率
- 投資基金
- 槓桿
- 流動性
- 市場
- 營運
- 短倉配置
- 主權債務
- 可持續發展投資

風險管理方法 絕對風險值法，以10%為限。預期總槓桿水平：500%（可能會高於或低於該水平，但預期將不會超過1000%）。

規劃您的投資

交易指示處理 本管理公司在任何估值日歐洲中部時間下午4時（英國時間下午3時）之前收到並接受的購買、轉換或出售基金股份的要求，通常按該估值日的資產淨值處理。結算通常於3個營業日內進行。

主要股份類別

類別	最低投資額（美元） ¹		最高交易費	最高年費	
	首次持有	再次投資	認購費	管理費	分銷費
A	2,500	1,000	3.50%	1.00%	—
E	2,500	1,000	—	1.00%	0.60%
I	10,000,000	100,000	—	0.50%	—
W/Y	2,500	1,000	—	0.50%	—

倘有B類股份，則該等股份的年度管理費用與A類股份相同。關於現有股份類別（包括貨幣對沖）的完整清單，請參見「基金投資」一節。有關上述費用的詳細說明，請參見「基金費用和成本」一節。

¹ 或任何其他可自由兌換貨幣的等值金額。

富達基金 – 美元債券基金

投資目標及政策

目標 基金旨在隨時間推移實現資本增長並提供收益。

投資政策 基金將最少70%（通常為75%）的資產投資於以美元計價的債務證券。

基金亦可在輔助基礎上投資於貨幣市場工具。

投資流程 在主動管理基金的過程中，投資經理利用內部研究和投資能力，在不同債券發行機構、行業、地域和證券類型中發掘合適的機會。這可能包括對債券發行機構的信譽、宏觀經濟因素和估值進行評估。

投資經理在評估投資風險和機會時會考慮ESG特徵。在確定ESG特徵時，投資經理會考慮富達或外部機構提供的ESG評級。

基金旨在使其投資組合的ESG評分高於其基準的評分。透過投資管理流程，投資經理旨在確保被投資發行機構遵循良好的管治規範。

若需更多資訊，請參見「可持續發展投資和ESG整合」部份，以及可持續發展附錄。

SFDR產品類別 第8條（推動環境及 / 或社會特徵）。

衍生工具和技術 基金可使用衍生工具以進行對沖、有效率的投資組合管理及作投資用途。

除核心衍生工具外（請參見「本組基金如何使用工具和技術」部份），基金擬使用TRS。

使用TRS（包括CFD） 預期10%；最高50%。

證券借貸 預期15%；最高30%。

回購 / 反向回購協議 預期0%；最高30%。

基準 ICE BofA Q4AR 特設指數（一項特設的美元綜合債券指數，不包括聯儲局公開市場操作帳戶（SOMA）持倉），一項不考慮ESG特徵的廣泛市場指數。用於：風險監控、投資選擇及表現比較。

基金投資於構成基準的證券。然而，基金的管理屬全權委託，因此基金可能投資於並非構成基準的證券，而基金在任何期間的表現可能會或可能不會嚴重偏離基準的表現。

基本貨幣 美元。

主要風險

若需更多資訊，請參見「風險描述」。

- CoCo債券
- 集中度
- 可換股證券
- 交易對手和抵押品
- 信貸
- 貨幣
- 衍生工具
- 受壓證券
- 對沖
- 高收益
- 利率
- 投資基金
- 流動性
- 市場
- 營運
- 可持續發展投資

風險管理方法 承擔法。

規劃您的投資

交易指示處理 本管理公司在任何估值日歐洲中部時間下午4時（英國時間下午3時）之前收到並接受的購買、轉換或出售基金股份的要求，通常按該估值日的資產淨值處理。結算通常於3個營業日內進行。

主要股份類別

類別	最低投資額（美元） ¹		最高交易費	最高年費	
	首次持有	再次投資	認購費	管理費	分銷費
A	2,500	1,000	3.50%	0.75%	—
E	2,500	1,000	-	0.75%	0.40%
I	10,000,000	100,000	—	0.40%	—
W/ Y	2,500	1,000	—	0.40%	—

倘有B類股份，則該等股份的年度管理費用與A類股份相同。關於現有股份類別（包括貨幣對沖）的完整清單，請參見「基金投資」一節。有關上述費用的詳細說明，請參見「基金費用和成本」一節。

¹ 或任何其他可自由兌換貨幣的等值金額。

富達基金 – 美元高收益基金

投資目標及政策

目標 基金旨在隨時間推移實現資本增長並提供高收益。

投資政策 基金將最少70%的資產投資於在美國進行大部份業務之發行機構的未達投資級別的高收益債務證券。該等證券屬高風險，將不需要符合最低評級標準，及未必會獲任何國際認可評級機構就信譽給予評級。基金亦可在輔助基礎上投資於貨幣市場工具。

基金對受壓證券的投資比重以其資產的10%為限。

投資流程 在主動管理基金的過程中，投資經理利用內部研究和投資能力，在不同債券發行機構、行業、地域和證券類型中發掘合適的機會。這可能包括對債券發行機構的信譽、宏觀經濟因素和估值進行評估。

投資經理在評估投資風險和機會時會考慮ESG特徵。在確定ESG特徵時，投資經理會考慮富達或外部機構提供的ESG評級。

基金旨在使其投資組合的ESG評分高於其基準的評分。透過投資管理流程，投資經理旨在確保被投資發行機構遵循良好的管治規範。

若需更多資訊，請參見「可持續發展投資和ESG整合」部份，以及可持續發展附錄。

SFDR產品類別 第8條（推動環境及 / 或社會特徵）。

衍生工具和技術 基金可使用衍生工具以進行對沖、有效率的投資組合管理及作投資用途。

使用TRS（包括CFD）無。

證券借貸 預期15%；最高30%。

回購 / 反向回購協議 預期0%；最高30%。

基準 ICE BofA US High Yield Constrained指數，一項不考慮ESG特徵的廣泛市場指數。用於：表現比較。

基本貨幣 美元。

主要風險

若需更多資訊，請參見「風險描述」。

- 集中度
- 對沖
- 可換股證券
- 高收益
- 交易對手和抵押品
- 利率
- 信貸
- 投資基金
- 貨幣
- 流動性
- 衍生工具
- 市場
- 受壓證券
- 營運
- 新興市場
- 可持續發展投資

風險管理方法 承擔法。

規劃您的投資

交易指示處理 本管理公司在任何估值日歐洲中部時間下午4時（英國時間下午3時）之前收到並接受的購買、轉換或出售基金股份的要求，通常按該估值日的資產淨值處理。結算通常於3個營業日內進行。

主要股份類別

類別	最低投資額（美元） ¹		最高交易費	最高年費	
	首次持有	再次投資	認購費	管理費	分銷費
A	2,500	1,000	3.50%	1.00%	—
E	2,500	1,000	—	1.00%	0.50%
I	10,000,000	100,000	—	0.65%	—
W, Y	2,500	1,000	—	0.65%	—

倘有B類股份，則該等股份的年度管理費用與A類股份相同。關於現有股份類別（包括貨幣對沖）的完整清單，請參見「基金投資」一節。有關上述費用的詳細說明，請參見「基金費用和成本」一節。

¹ 或任何其他可自由兌換貨幣的等值金額。

富達基金 – 歐元債券基金

投資目標及政策

目標 基金旨在隨時間推移實現資本增長並提供收益。

投資政策 基金將最少70%的資產投資於以歐元計價的債務證券。基金亦可在輔助基礎上投資於貨幣市場工具。

基金可按所示百分比投資於以下資產：

- 混合證券及或然可換股（CoCo）債券：少於30%，其中CoCo的比重少於20%

基金亦可投資於其他後償金融債和優先股。

投資流程 在主動管理基金的過程中，投資經理利用內部研究和投資能力，在不同債券發行機構、行業、地域和證券類型中發掘合適的機會。這可能包括對債券發行機構的信譽、宏觀經濟因素和估值進行評估。

投資經理在評估投資風險和機會時會考慮ESG特徵。在確定ESG特徵時，投資經理會考慮富達或外部機構提供的ESG評級。

基金旨在使其投資組合的ESG評分高於其基準的評分。透過投資管理流程，投資經理旨在確保被投資發行機構遵循良好的管治規範。

若需更多資訊，請參見「可持續發展投資和ESG整合」部份，以及可持續發展附錄。

SFDR產品類別 第8條（推動環境及 / 或社會特徵）。

衍生工具和技術 基金可使用衍生工具以進行對沖、有效率的投資組合管理及作投資用途。

除核心衍生工具外（請參見「本組基金如何使用工具和技術」部份），基金擬使用TRS。

使用TRS（包括CFD）預期 10%；最高50%。

證券借貸 預期15%；最高30%。

回購 / 反向回購協議 預期0%；最高30%。

基準 ICE BofA Euro Large Cap指數，一項不考慮ESG特徵的廣泛市場指數。用於：風險監控、投資選擇及表現比較。

基金投資於構成基準的證券。然而，基金的管理屬全權委託，因此基金可能投資於並非構成基準的證券，而基金在任何期間的表現可能會或可能不會嚴重偏離基準的表現。

基本貨幣 歐元。

主要風險

若需更多資訊，請參見「風險描述」。

- CoCo債券
- 集中度
- 可換股證券
- 交易對手和抵押品
- 信貸
- 貨幣
- 衍生工具
- 對沖
- 利率
- 投資基金
- 流動性
- 市場
- 營運
- 可持續發展投資

風險管理方法 承擔法。

規劃您的投資

交易指示處理 本管理公司在任何估值日歐洲中部時間下午4時（英國時間下午3時）之前收到並接受的購買、轉換或出售基金股份的要求，通常按該估值日的資產淨值處理。結算通常於3個營業日內進行。

主要股份類別

類別	最低投資額（美元） ¹		最高交易費	最高年費	
	首次持有	再次投資	認購費	管理費	分銷費
A	2,500	1,000	3.50%	0.75%	—
E	2,500	1,000	—	0.75%	0.40%
I	10,000,000	100,000	—	0.40%	—
W/ Y	2,500	1,000	—	0.40%	—

倘有B類股份，則該等股份的年度管理費用與A類股份相同。關於現有股份類別（包括貨幣對沖）的完整清單，請參見「基金投資」一節。有關上述費用的詳細說明，請參見「基金費用和成本」一節。

¹ 或任何其他可自由兌換貨幣的等值金額。

歐洲高收益基金

投資目標及政策

目標 基金旨在隨時間推移實現資本增長並提供高收益。

投資政策 基金將最少70%的資產投資於在西歐、中歐和東歐（包括俄羅斯）（包括新興市場）設立總部或進行大部份業務之發行機構的未達投資級別的高收益債務證券。該等證券屬高風險，將不需要符合最低評級標準，但大多數（若非全部）將獲任何國際認可評級機構就信譽給予評級。基金亦可在輔助基礎上投資於貨幣市場工具。

基金可按所示百分比投資於以下資產：

- 混合證券及或然可換股（CoCo）債券：少於30%，其中CoCo的比重少於20%

基金可投資於其他後償金融債和優先股。

基金對受壓證券的投資比重以其資產的10%為限。

投資流程 在主動管理基金的過程中，投資經理利用內部研究和投資能力，在不同債券發行機構、行業、地域和證券類型中發掘合適的機會。這可能包括對債券發行機構的信譽、宏觀經濟因素和估值進行評估。

投資經理在評估投資風險和機會時會考慮ESG特徵。在確定ESG特徵時，投資經理會考慮富達或外部機構提供的ESG評級。

基金旨在使其投資組合的ESG評分高於其基準的評分。透過投資管理流程，投資經理旨在確保被投資發行機構遵循良好的管治規範。

若需更多資訊，請參見「可持續發展投資和ESG整合」部份，以及可持續發展附錄。

SFDR產品類別 第8條（推動環境及 / 或社會特徵）。

衍生工具和技術 基金可使用衍生工具以進行對沖、有效率的投資組合管理及作投資用途。

除核心衍生工具外（請參見「本組基金如何使用工具和技術」部份），基金擬使用TRS。

使用TRS（包括CFD）預期 40%；最高200%。

證券借貸 預期15%；最高30%。

回購 / 反向回購協議 預期0%；最高30%。

基準 ICE BofA Global High Yield European Issuers Constrained (Level 4 20% Cap)指數，一項不考慮ESG特徵的廣泛市場指數。用於：投資選擇、風險監控及表現比較。

基金投資於構成基準的證券。然而，基金的管理屬全權委託，因此基金可能投資於並非構成基準的證券，而基金在任何期間的表現可能會或可能不會嚴重偏離基準的表現。

基本貨幣 歐元。

主要風險

若需更多資訊，請參見「風險描述」。

- CoCo債券
- 可換股證券
- 交易對手和抵押品
- 信貸
- 貨幣
- 衍生工具
- 受壓證券
- 新興市場
- 對沖
- 高收益
- 利率
- 投資基金
- 流動性
- 市場
- 營運
- 俄羅斯
- 可持續發展投資

風險管理方法 承擔法。

規劃您的投資

交易指示處理 本管理公司在任何估值日歐洲中部時間下午4時（英國時間下午3時）之前收到並接受的購買、轉換或出售基金股份的要求，通常按該估值日的資產淨值處理。結算通常於3個營業日內進行。

主要股份類別

類別	最低投資額（美元） ¹		最高交易費	最高年費	
	首次持有	再次投資	認購費	管理費	分銷費
A	2,500	1,000	3.50%	1.00%	—
E	2,500	1,000	—	1.00%	0.25%
I	10,000,000	100,000	—	0.65%	—
W, Y	2,500	1,000	—	0.65%	—

倘有B類股份，則該等股份的年度管理費用與A類股份相同。關於現有股份類別（包括貨幣對沖）的完整清單，請參見「基金投資」一節。有關上述費用的詳細說明，請參見「基金費用和成本」一節。

¹ 或任何其他可自由兌換貨幣的等值金額。

富達基金 – 亞洲債券基金

投資目標及政策

目標 基金旨在隨時間推移實現資本增長並提供收益。

投資政策 基金將最少70%的資產投資於在亞洲地區（包括新興市場）進行大部份業務之發行機構的投資級別債務證券。基金亦可在輔助基礎上投資於貨幣市場工具。

基金可按所示百分比投資於以下資產：

- 混合證券及或然可換股（CoCo）債券：少於30%，其中CoCo的比重少於20%

基金亦可投資於其他後償金融債和優先股。

基金對受壓證券的投資比重以其資產的10%為限。

投資流程 在主動管理基金的過程中，投資經理利用內部研究和投資能力，在不同發行機構、行業、地域和證券類型中發掘合適的投資機會。這可能包括對債券發行機構的信譽、宏觀經濟因素和估值進行評估。投資經理的投資流程會考慮可持續發展風險。

若需更多資訊，請參見「可持續發展投資和ESG整合」部份。

衍生工具和技術 基金可使用衍生工具以進行對沖、有效率的投資組合管理及作投資用途。

除核心衍生工具外（請參見「本組基金如何使用工具和技術」部份），基金擬使用TRS。

使用TRS（包括CFD） 預期 10%；最高50%。

證券借貸 預期15%；最高30%。

回購 / 反向回購協議 預期0%；最高30%。

基準 ICE BofA Asia Dollar Investment Grade指數。用於：投資選擇、風險監控及表現比較。

基金投資於構成基準的證券。然而，基金的管理屬全權委託，因此基金可能投資於並非構成基準的證券，而基金在任何期間的表現可能會或可能不會嚴重偏離基準的表現。

基本貨幣 美元。

主要風險

若需更多資訊，請參見「風險描述」。

- 中國
- CoCo債券
- 集中度
- 可換股證券
- 交易對手和抵押品
- 信貸
- 貨幣
- 衍生工具
- 受壓證券
- 新興市場
- 對沖
- 利率
- 投資基金
- 流動性
- 市場
- 營運

風險管理方法 承擔法。

規劃您的投資

交易指示處理 本管理公司在任何估值日歐洲中部時間下午1時（英國時間中午12時）之前收到並接受的購買、轉換或出售基金股份的要求，通常按該估值日的資產淨值處理。結算通常於3個營業日內進行。

主要股份類別

類別	最低投資額（美元） ¹		最高交易費	最高年費	
	首次持有	再次投資	認購費	管理費	分銷費
A	2,500	1,000	3.50%	0.75%	—
E	2,500	1,000	—	0.75%	0.40%
I	10,000,000	100,000	—	0.40%	—
W, Y	2,500	1,000	—	0.40%	—

倘有B類股份，則該等股份的年度管理費用與A類股份相同。關於現有股份類別（包括貨幣對沖）的完整清單，請參見「基金投資」一節。有關上述費用的詳細說明，請參見「基金費用和成本」一節。

¹ 或任何其他可自由兌換貨幣的等值金額。

富達基金 – 亞洲高收益基金

投資目標及政策

目標 基金旨在隨時間推移實現資本增長並提供高收益。

投資政策 基金將最少70%的資產投資於在亞洲地區（包括新興市場）進行大部份業務之發行機構的未達投資級別的高收益債務證券，或未達投資級別發行機構的高收益債務證券。該等證券屬高風險，將不需要符合最低評級標準，及未必會獲任何國際認可評級機構就信譽給予評級。基金亦可在輔助基礎上投資於貨幣市場工具。

基金可按所示百分比投資於以下資產：

- 上市中國境內債券（直接及 / 或間接）：少於30%（總計）
- 混合證券及或然可換股（CoCo）債券：少於30%，其中CoCo的比重少於20%

基金亦可投資於其他後償金融債和優先股。

基金對受壓證券的投資比重以其資產的10%為限。

投資流程 在主動管理基金的過程中，投資經理利用內部研究和投資能力，在不同債券發行機構、行業、地域和證券類型中發掘合適的機會。這可能包括對債券發行機構的信譽、宏觀經濟因素和估值進行評估。投資經理的投資流程會考慮可持續發展風險。若需更多資訊，請參見「可持續發展投資和ESG整合」部份。

衍生工具和技術 基金可使用衍生工具以進行對沖、有效率的投資組合管理及作投資用途。

除核心衍生工具外（請參見「本組基金如何使用工具和技術」部份），基金擬使用TRS。

使用TRS（包括CFD） 預期 10%；最高50%。

證券借貸 預期15%；最高30%。

回購 / 反向回購協議 預期0%；最高30%。

基準 J.P. Morgan Asia Credit Non-Investment Grade指數。用於：投資選擇、風險監控及表現比較。

基金投資於構成基準的證券。然而，基金的管理屬全權委託，因此基金可能投資於並非構成基準的證券，而基金在任何期間的表現可能會或可能不會嚴重偏離基準的表現。

基本貨幣 美元。

主要風險

若需更多資訊，請參見「風險描述」。

- 中國
- CoCo債券
- 集中度
- 可換股證券
- 交易對手和抵押品
- 信貸
- 貨幣
- 衍生工具
- 受壓證券
- 新興市場
- 對沖
- 高收益
- 利率
- 投資基金
- 流動性
- 市場
- 營運

風險管理方法 承擔法。

規劃您的投資

交易指示處理 本管理公司在任何估值日歐洲中部時間下午1時（英國時間中午12時）之前收到並接受的購買、轉換或出售基金股份的要求，通常按該估值日的資產淨值處理。結算通常於5個營業日內進行。

主要股份類別

類別	最低投資額（美元） ¹		最高交易費	最高年費	
	首次持有	再次投資	認購費	管理費	分銷費
A	2,500	1,000	3.50%	1.00%	—
E	2,500	1,000	—	1.00%	0.50%
I	10,000,000	100,000	—	0.65%	—
W/ Y	2,500	1,000	—	0.65%	—

倘有B類股份，則該等股份的年度管理費用與A類股份相同。關於現有股份類別（包括貨幣對沖）的完整清單，請參見「基金投資」一節。有關上述費用的詳細說明，請參見「基金費用和成本」一節。

¹ 或任何其他可自由兌換貨幣的等值金額。

富達基金 – 亞太策略收益基金

投資目標及政策

目標 基金旨在隨時間推移實現資本增長並提供收益。

投資政策 基金將最少70%的資產投資於在亞太區（包括新興市場）設立總部或進行大部份業務之發行機構的一系列廣泛債務證券，其中部份投資可能未達投資級別或未獲評級。基金亦可在輔助基礎上投資於貨幣市場工具。

基金可按所示百分比投資於以下資產：

- 亞太區當地貨幣債券：最多80%
- 未達投資級別債券：最多90%
- 混合證券及或然可換股（CoCo）債券：少於30%，其中CoCo的比重少於20%
- 上市中國境內債券，包括城投債、資產抵押證券和未達投資級別或未獲評級債券（直接及 / 或間接）：最多50%（總計）
- 中國境外債券（包括點心債券）：最多50%
- 新興市場債券：最多100%

基金亦可投資於其他後償金融債和優先股。

基金對受壓證券的投資比重以其資產的10%為限。

投資流程 在主動管理基金的過程中，投資經理利用內部研究和投資能力，在不同債券發行機構、行業、地域和證券類型中發掘合適的機會。這可能包括對債券發行機構的信譽、宏觀經濟因素和估值進行評估。基金將主動對未達投資級別債券和新興市場債券作出投資配置。投資經理的投資流程會考慮可持續發展風險。

若需更多資訊，請參見「可持續發展投資和ESG整合」部份。

衍生工具和技術 基金可使用衍生工具以進行對沖、有效率的投資組合管理及作投資用途。

除核心衍生工具外（請參見「本組基金如何使用工具和技術」部份），基金擬使用TRS。

使用TRS（包括CFD）預期10%；最高50%。

證券借貸 預期15%；最高30%。

回購 / 反向回購協議 預期0%；最高30%。

基準 無。

基本貨幣 美元。

主要風險

若需更多資訊，請參見「風險描述」。

- 中國
- CoCo債券
- 集中度
- 可換股證券
- 交易對手和抵押品
- 信貸
- 貨幣
- 衍生工具
- 受壓證券
- 新興市場
- 對沖
- 高收益
- 利率
- 投資基金
- 流動性
- 市場
- 營運

風險管理方法 承擔法。

規劃您的投資

交易指示處理 本管理公司在任何估值日歐洲中部時間下午1時（英國時間中午12時）之前收到並接受的購買、轉換或出售基金股份的要求，通常按該估值日的資產淨值處理。結算通常於3個營業日內進行。

主要股份類別

類別	最低投資額（美元） ¹		最高交易費	最高年費	
	首次持有	再次投資	認購費	管理費	分銷費
A	2,500	1,000	3.50%	1.00%	—
E	2,500	1,000	—	1.00%	0.50%
I	10,000,000	100,000	—	0.65%	—
W/Y	2,500	1,000	—	0.65%	—

倘有B類股份，則該等股份的年度管理費用與A類股份相同。關於現有股份類別（包括貨幣對沖）的完整清單，請參見「基金投資」一節。有關上述費用的詳細說明，請參見「基金費用和成本」一節。

¹或任何其他可自由兌換貨幣的等值金額。

中國高收益基金

投資目標及政策

目標 基金旨在隨時間推移提供高收益。

投資政策 基金將最少70%的資產投資於在大中華地區（包括中國、香港、澳門和台灣）設立總部或進行大部份業務之發行機構的未達投資級別或未獲評級債務證券。該等證券屬高風險，將不需要符合最低評級標準，及未必會獲任何國際認可評級機構就信譽給予評級。基金亦可在輔助基礎上投資於貨幣市場工具。

基金可按所示百分比投資於以下資產：

- 中國境外債券（包括點心債券）：最多100%
- 上市中國境內企業債券和政府債券，包括城投債、資產抵押證券和未達投資級別或未獲評級債券（直接及 / 或間接）：最多60%（總計）
- 混合證券及或然可換股（CoCo）債券：少於30%，其中CoCo的比重少於20%

基金亦可投資於其他後償金融債和優先股。

基金對受壓證券的投資比重以其資產的10%為限。

基金的投資不受貨幣限制。

投資流程 在主動管理基金的過程中，投資經理利用內部研究和投資能力，在不同債券發行機構、行業、地域和證券類型中發掘合適的機會。這可能包括對債券發行機構的信譽、宏觀經濟因素和估值進行評估。投資經理的投資流程會考慮可持續發展風險。

若需更多資訊，請參見「可持續發展投資和ESG整合」部份。

衍生工具和技術 基金可使用衍生工具以進行對沖、有效率的投資組合管理及作投資用途。

除核心衍生工具外（請參見「本組基金如何使用工具和技術」部份），基金擬使用TRS。

使用TRS（包括CFD）預期10%；最高50%。

證券借貸 預期15%；最高30%。

回購 / 反向回購協議 預期0%；最高30%。

基準： ICE BofA Asian Dollar High Yield Corporate China Issuers指數。用於：僅作表現比較。投資經理不受基準約束，對基金表現偏離基準的程度沒有限制。

基本貨幣 美元。

主要風險

若需更多資訊，請參見「風險描述」。

- 中國
- CoCo債券
- 集中度
- 可換股證券
- 交易對手和抵押品
- 信貸
- 貨幣
- 衍生工具
- 受壓證券
- 新興市場
- 對沖
- 高收益
- 利率
- 投資基金
- 流動性
- 市場
- 營運

風險管理方法 承擔法。

規劃您的投資

交易指示處理 本管理公司在任何估值日歐洲中部時間下午1時（英國時間中午12時）之前收到並接受的購買、轉換或出售基金股份的要求，通常按該估值日的資產淨值處理。結算通常於3個營業日內進行。

主要股份類別

類別	最低投資額（美元） ¹		最高交易費	最高年費	
	首次持有	再次投資	認購費	管理費	分銷費
A	2,500	1,000	3.50%	1.20%	—
E	2,500	1,000	—	1.20%	0.50%
I	10,000,000	100,000	—	0.70%	—
W, Y	2,500	1,000	—	0.70%	—

倘有B類股份，則該等股份的年度管理費用與A類股份相同。關於現有股份類別（包括貨幣對沖）的完整清單，請參見「基金投資」一節。有關上述費用的詳細說明，請參見「基金費用和成本」一節。

¹ 或任何其他可自由兌換貨幣的等值金額。

富達基金 – 中國人民幣債券基金

投資目標及政策

目標 基金旨在長遠取得最大總回報。

投資政策 基金旨在透過投資於以人民幣計價的債務、貨幣市場工具、現金和現金等價物（包括定期存款），以實現其投資目標。基金將最少70%的資產投資於以人民幣計價的投資級別債務證券、在亞太區進行大部份業務之發行機構的投資級別證券、投資級別發行機構以人民幣計價的證券，或在亞太區（包括新興市場）進行大部份業務之投資級別發行機構的證券。

基金可按所示百分比（直接或間接）投資於以下資產：

- 上市中國境內債券（直接及 / 或間接）：最多100%
- 混合證券及或然可換股（CoCo）債券：少於30%，其中CoCo的比重少於20%

基金可投資於其他後償金融債和優先股。

基金對受壓證券的投資比重以其資產的10%為限。

非人民幣投資項目的持倉可能會進行對沖以維持於人民幣的貨幣投資。

投資流程 在主動管理基金的過程中，投資經理會考慮發行機構的財務狀況，例如收益和盈利增長、現金流和信貸分析，以及市場和宏觀經濟因素。

投資經理在評估投資風險和機會時會考慮ESG特徵。在確定ESG特徵時，投資經理會考慮富達或外部機構提供的ESG評級。

基金旨在使其投資組合的ESG評分高於其投資範圍的評分。透過投資管理流程，投資經理旨在確保被投資公司遵循良好的管治規範。

若需更多資訊，請參見「可持續發展投資和ESG整合」部份，以及可持續發展附錄。

SFDR產品類別 第8條（推動環境及 / 或社會特徵）。

衍生工具和技術 基金可使用衍生工具以進行對沖、有效率的投資組合管理及作投資用途。

除核心衍生工具外（請參見「本組基金如何使用工具和技術」部份），基金擬使用TRS。

使用TRS（包括CFD） 預期10%；最高50%。

證券借貸 預期15%；最高30%。

回購 / 反向回購協議 預期0%；最高30%。

基準 無。

基本貨幣 離岸人民幣。

主要風險

若需更多資訊，請參見「風險描述」。

- 中國
- CoCo債券
- 集中度
- 可換股證券
- 交易對手和抵押品
- 信貸
- 貨幣
- 衍生工具
- 受壓證券
- 新興市場
- 對沖
- 利率
- 投資基金
- 流動性
- 市場
- 營運
- 可持續發展投資

風險管理方法 承擔法。

規劃您的投資

交易指示處理 本管理公司在任何估值日歐洲中部時間下午1時（英國時間中午12時）之前收到並接受的購買、轉換或出售基金股份的要求，通常按該估值日的資產淨值處理。結算通常於3個營業日內進行。

主要股份類別

類別	最低投資額（美元） ¹		最高交易費	最高年費	
	首次持有	再次投資	認購費	管理費	分銷費
A	2,500	1,000	3.50%	0.75%	—
E	2,500	1,000	—	0.75%	0.50%
I	10,000,000	100,000	—	0.40%	—
W, Y	2,500	1,000	—	0.40%	—

倘有B類股份，則該等股份的年度管理費用與A類股份相同。關於現有股份類別（包括貨幣對沖）的完整清單，請參見「基金投資」一節。有關上述費用的詳細說明，請參見「基金費用和成本」一節。

¹ 或任何其他可自由兌換貨幣的等值金額。

新興市場企業債券基金

投資目標及政策

目標 基金旨在隨時間推移實現資本增長並提供收益。

投資政策 基金將最少70%的資產投資於以國際交易主要貨幣（「硬貨幣」）計價的投資級別和未達投資級別新興市場企業債務證券。基金亦可投資於以當地貨幣計價的新興市場債務證券，並在輔助基礎上投資於貨幣市場工具。

基金可按所示百分比投資於以下資產：

- 上市中國境內企業債券和政府債券，包括城投債、資產抵押證券和未達投資級別或未獲評級債券（直接及 / 或間接）：少於30%（總計）
- 混合證券及或然可換股（CoCo）債券：少於30%，其中CoCo的比重少於20%
- 新興市場發行機構的主權債券：最多25%

基金亦可投資於其他後償金融債和優先股。

基金對受壓證券的投資比重以其資產的10%為限。

投資流程 在主動管理基金的過程中，投資經理利用內部研究和投資能力，在不同債券發行機構、行業、地域和證券類型中發掘合適的機會。這可能包括對債券發行機構的信譽、宏觀經濟因素和估值進行評估。

投資經理在評估投資風險和機會時會考慮ESG因素。在確定ESG因素時，投資經理會考慮富達或外部機構提供的ESG評級。

基金旨在使其投資組合的ESG評分高於其基準的評分。透過投資管理流程，投資經理旨在確保被投資發行機構遵循良好的管治規範。

若需更多資訊，請參見「可持續發展投資和ESG整合」部份，以及可持續發展附錄。

SFDR產品類別 第8條（推動環境及 / 或社會特徵）。

衍生工具和技術 基金可使用衍生工具以進行對沖、有效率的投資組合管理及作投資用途。

除核心衍生工具外（請參見「本組基金如何使用工具和技術」部份），基金擬使用TRS。

使用TRS（包括CFD）預期10%；最高50%。

證券借貸 預期15%；最高30%。

回購 / 反向回購協議 預期0%；最高30%。

基準 J.P. Morgan Corporate Emerging Market Bond - Broad Diversified指數，一項不考慮ESG特徵的廣泛市場指數。用於：風險監控、投資選擇及表現比較。

基金投資於構成基準的證券。然而，基金的管理屬全權委託，因此基金可能投資於並非構成基準的證券，而基金在任何期間的表現可能會或可能不會嚴重偏離基準的表現。

基本貨幣 美元。

主要風險

若需更多資訊，請參見「風險描述」。

- 中國
- CoCo債券
- 可換股證券
- 交易對手和抵押品
- 信貸
- 貨幣
- 衍生工具
- 受壓證券
- 新興市場
- 對沖
- 高收益
- 利率
- 投資基金
- 流動性
- 市場
- 營運
- 主權債務
- 可持續發展投資

風險管理方法 承擔法。

規劃您的投資

交易指示處理 本管理公司在任何估值日歐洲中部時間下午4時（英國時間下午3時）之前收到並接受的購買、轉換或出售基金股份的要求，通常按該估值日的資產淨值處理。結算通常於3個營業日內進行。

主要股份類別

類別	最低投資額（美元） ¹		最高交易費	最高年費	
	首次持有	再次投資	認購費	管理費	分銷費
A	2,500	1,000	3.50%	1.20%	—
E	2,500	1,000	—	1.20%	0.40%
I	10,000,000	100,000	—	0.65%	—
Y	2,500	1,000	—	0.65%	—

倘有B類股份，則該等股份的年度管理費用與A類股份相同。關於現有股份類別（包括貨幣對沖）的完整清單，請參見「基金投資」一節。有關上述費用的詳細說明，請參見「基金費用和成本」一節。

¹ 或任何其他可自由兌換貨幣的等值金額。

富達基金 – 新興市場債券基金

投資目標及政策

目標 基金旨在隨時間推移實現資本增長並提供收益。

投資政策 基金將最少70%的資產投資於由政府、半政府機構、銀行、金融機構及企業實體發行的新興市場債務證券。基金亦可投資於其他類別的債務證券、股票證券、較低質素的債務證券，並在輔助基礎上投資於貨幣市場工具。

基金可按所示百分比投資於以下資產：

- 上市中國境內債券（直接及 / 或間接）：少於30%（總計）
- 混合證券及或然可換股（CoCo）債券：少於30%，其中CoCo的比重少於20%

基金亦可投資於其他後償金融債和優先股。

基金可投資於未達投資級別證券或發行機構之金額不受任何限制。

基金對受壓證券的投資比重以其資產的10%為限。

投資流程 在主動管理基金的過程中，投資經理利用內部研究和投資能力，在不同債券發行機構、行業、地域和證券類型中發掘合適的機會。這可能包括對債券發行機構的信譽、宏觀經濟因素和估值進行評估。

投資經理在評估投資風險和機會時會考慮ESG因素。在確定ESG因素時，投資經理會考慮富達或外部機構提供的ESG評級。

基金旨在使其投資組合的ESG評分高於其基準的評分。透過投資管理流程，投資經理旨在確保被投資發行機構及國家遵循良好的管治規範。

若需更多資訊，請參見「可持續發展投資和ESG整合」部份，以及可持續發展附錄。

SFDR產品類別 第8條（推動環境及 / 或社會特徵）。

衍生工具和技術 基金可使用衍生工具以進行對沖、有效率的投資組合管理及作投資用途。

除核心衍生工具外（請參見「本組基金如何使用工具和技術」部份），基金擬使用TRS。

使用TRS（包括CFD）預期 10%；最高50%。

證券借貸 預期15%；最高30%。

回購 / 反向回購協議 預期0%；最高30%。

基準 J.P. Morgan Emerging Markets Bond - Global Diversified 指數，一項不考慮ESG特徵的廣泛市場指數。用於：風險監控、投資選擇及表現比較。

基金投資於構成基準的證券。然而，基金的管理屬全權委託，因此基金可能投資於並非構成基準的證券，而基金在任何期間的表現可能會或可能不會嚴重偏離基準的表現。

基本貨幣 美元。

主要風險

若需更多資訊，請參見「風險描述」。

- 中國
- CoCo債券
- 可換股證券
- 交易對手和抵押品
- 信貸
- 貨幣
- 衍生工具
- 受壓證券
- 新興市場
- 對沖
- 高收益
- 利率
- 投資基金
- 流動性
- 市場
- 營運
- 俄羅斯
- 可持續發展投資

風險管理方法 承擔法。

規劃您的投資

交易指示處理 本管理公司在任何估值日歐洲中部時間下午4時（英國時間下午3時）之前收到並接受的購買、轉換或出售基金股份的要求，通常按該估值日的資產淨值處理。結算通常於3個營業日內進行。

主要股份類別

類別	最低投資額（美元） ¹		最高交易費	最高年費	
	首次持有	再次投資	認購費	管理費	分銷費
A	2,500	1,000	3.50%	1.20%	—
E	2,500	1,000	—	1.20%	0.40%
I	10,000,000	100,000	—	0.65%	—
W/ Y	2,500	1,000	—	0.65%	—

倘有B類股份，則該等股份的年度管理費用與A類股份相同。關於現有股份類別（包括貨幣對沖）的完整清單，請參見「基金投資」一節。有關上述費用的詳細說明，請參見「基金費用和成本」一節。

¹ 或任何其他可自由兌換貨幣的等值金額。

富達基金 – 歐洲多元收益基金

投資目標及政策

目標 基金旨在隨時間推移提供收益。

投資政策 基金將最少70%的資產投資於在歐洲上市、設立總部或進行大部份業務之發行機構以及歐洲政府的股票和債務證券。

基金可按所示百分比投資於以下資產：

- 歐洲投資級別債券：最多70%
- 歐洲未達投資級別債券：最多50%
- 歐洲股票：最多50%
- 歐洲政府債券：最多50%
- 中國A股和B股及上市境內債券（直接及 / 或間接）：少於10%（總計）
- 混合證券及或然可換股（CoCo）債券：少於30%，其中CoCo的比重少於20%
- 另類投資，例如基建證券和合資格REITS：最多20%
- 非歐洲投資（包括股票、政府債券、投資或未達投資級別債券、新興市場債務或合資格的另類投資）：最多20%
- 貨幣市場工具：最多25%
- SPAC：少於5%

基金對受壓證券的投資比重以其資產的10%為限。

投資流程 在主動管理基金的過程中，投資經理結合宏觀經濟、市場和公司基本因素分析，靈活地基於產生收益的潛力在不同資產類別和地理區域間分配投資。

投資經理在評估投資風險和機會時會考慮ESG特徵。在確定ESG特徵時，投資經理會考慮富達或外部機構提供的ESG評級。透過投資管理流程，投資經理旨在確保被投資公司遵循良好的管治規範。

基金遵循特定的多元資產ESG準則。若需更多資訊，請參見「可持續發展投資和ESG整合」部份，以及可持續發展附錄。

SFDR產品類別 第8條（推動環境及 / 或社會特徵）。

衍生工具和技術 基金可使用衍生工具以進行對沖、有效率的投資組合管理及作投資用途。

除核心衍生工具外（請參見「本組基金如何使用工具和技術」部份），基金擬使用TRS。

使用TRS（包括CFD）預期80%；最高300%。

證券借貸 預期15%；最高30%。

回購 / 反向回購協議 預期0%；最高30%。

基準 無。

基本貨幣 歐元。

主要風險

若需更多資訊，請參見「風險描述」。

- 資產配置
- 中國
- CoCo債券
- 集中度
- 商品
- 可換股證券
- 交易對手和抵押品
- 信貸
- 貨幣
- 衍生工具
- 新興市場
- 股票
- 對沖
- 高收益
- 利率
- 投資基金
- 流動性
- 市場
- 營運
- 房地產
- 短倉配置
- 可持續發展投資

風險管理方法 承擔法。

規劃您的投資

交易指示處理 本管理公司在任何估值日歐洲中部時間下午4時（英國時間下午3時）之前收到並接受的購買、轉換或出售基金股份的要求，通常按該估值日的資產淨值處理。結算通常於3個營業日內進行。

主要股份類別

類別	最低投資額（美元） ¹		最高交易費	最高年費	
	首次持有	再次投資	認購費	管理費	分銷費
A	2,500	1,000	5.25%	1.00%	—
E	2,500	1,000	—	1.00%	0.55%
I	10,000,000	100,000	—	0.60%	—
W/ Y	2,500	1,000	—	0.60%	—

倘有B類股份，則該等股份的年度管理費用與A類股份相同。關於現有股份類別（包括貨幣對沖）的完整清單，請參見「基金投資」一節。有關上述費用的詳細說明，請參見「基金費用和成本」一節。

¹ 或任何其他可自由兌換貨幣的等值金額。

富達基金 – 環球多元收益基金

投資目標及政策

目標 基金旨在於中長期內實現溫和資本增長並提供收益。

投資政策 基金投資於世界各地（包括新興市場）的一系列資產類別，包括債務證券、股票、房地產、基建。

基金可按所示百分比投資於以下資產：

- 投資級別債券：最多100%
- 未達投資級別債券：最多60%
- 新興市場債券：最多50%
- 股票：最多50%
- 政府債券：最多50%
- 中國A股和B股及上市境內債券（直接及 / 或間接）：少於20%（總計）
- 合資格REITS和基建證券：少於30%（每個資產類別計）
- 混合證券及或然可換股（CoCo）債券：少於30%，其中或然可換股（CoCo）債券的比重少於20%
- 貨幣市場工具：最多25%
- SPAC：少於5%

基金亦可投資於其他後償金融債和優先股。

基金對受壓證券的投資比重以其資產的10%為限。

投資流程 在主動管理基金的過程中，投資經理將根據產生收益和資本增長或降低整體風險的潛力，在不同的資產類別和地理區域間分配投資。基金的收益主要來自股票股息及債券票息。投資經理在評估投資風險和機會時會考慮ESG特徵。在確定ESG特徵時，投資經理會考慮富達或外部機構提供的ESG評級。透過投資管理流程，投資經理旨在確保被投資公司遵循良好的管治規範。

基金遵循特定的多元資產ESG準則。若需更多資訊，請參見「可持續發展投資和ESG整合」部份，以及可持續發展附錄。

SFDR產品類別 第8條（推動環境及 / 或社會特徵）。

衍生工具和技術 基金可使用衍生工具以進行對沖、有效率的投資組合管理及作投資用途。

除核心衍生工具外（請參見「本組基金如何使用工具和技術」部份），基金擬使用TRS。

使用TRS（包括CFD） 預期80%；最高300%。

證券借貸 預期15%；最高30%。

回購 / 反向回購協議 預期0%；最高30%。

基準 無。

基本貨幣 美元。

主要風險

若需更多資訊，請參見「風險描述」。

- 資產配置
- 中國
- CoCo債券
- 商品
- 可換股證券
- 交易對手和抵押品
- 信貸
- 貨幣
- 衍生工具
- 新興市場
- 股票
- 對沖
- 高收益
- 利率
- 投資基金
- 流動性
- 市場
- 營運
- 房地產
- 可持續發展投資

風險管理方法 承擔法。

規劃您的投資

交易指示處理 本管理公司在任何估值日歐洲中部時間下午4時（英國時間下午3時）之前收到並接受的購買、轉換或出售基金股份的要求，通常按該估值日的資產淨值處理。結算通常於3個營業日內進行。

主要股份類別

類別	最低投資額（美元） ¹		最高交易費	最高年費	
	首次持有	再次投資	認購費	管理費	分銷費
A	2,500	1,000	5.25%	1.25%	—
E	2,500	1,000	—	1.25%	0.60%
I	10,000,000	100,000	—	0.70%	—
W/ Y	2,500	1,000	—	0.70%	—

倘有B類股份，則該等股份的年度管理費用與A類股份相同。關於現有股份類別（包括貨幣對沖）的完整清單，請參見「基金投資」一節。有關上述費用的詳細說明，請參見「基金費用和成本」一節。

¹ 或任何其他可自由兌換貨幣的等值金額。

可持續發展多元收益基金

投資目標及政策

目標 基金旨在於中長期內實現溫和資本增長並提供收益。

投資政策 基金投資於世界各地（包括新興市場）的一系列資產類別，包括債務證券、股票、房地產、基建、商品和現金。

基金可按所示百分比投資於以下資產：

- 任何類型的債務證券：最多100%
- 未達投資級別債務證券：最多60%
- 新興市場債務證券和股票：最多50%
- 股票：最多50%
- 政府債務證券：最多50%
- 中國A股和B股及上市境內債券（直接及 / 或間接）：少於30%（總計）
- 合資格REITs：最多30%
- 基建證券（不包括房地產投資信託）：最多30%
- 中國境外債券（包括點心債券）：少於10%
- 信貸掛鉤和股票掛鉤證券：最多10%
- 俄羅斯債務證券和股票：最多10%（總計）
- 合資格商品持倉：最多5%
- 混合證券及或然可換股（CoCo）債券：少於30%，其中CoCo的比重少於20%
- 貨幣市場工具：最多25%
- SPAC：少於5%

基金亦可投資於其他後償金融債和優先股。
基金對受壓證券的投資比重以其資產的10%為限。

投資流程 在主動管理基金的過程中，投資經理結合宏觀經濟、市場和公司基本因素分析，動態地在不同資產類別和地理區域間分配投資。基金的收益主要來自股票股息及債券票息，並主要透過股票投資以提供資本增長。為實現目標，基金採取戰術性資產配置策略，可主動平衡和調整基金的投資。這可能導致基金比採取靜態配置策略的基金產生更高的交易成本。投資經理在評估投資風險和機會時會考慮ESG特徵。在確定ESG特徵時，投資經理會考慮富達或外部機構提供的ESG評級。透過投資管理流程，投資經理旨在確保被投資公司遵循良好的管治規範。

基金遵循特定的多元資產ESG準則。若需更多資訊，請參見「可持續發展投資和ESG整合」部份，以及可持續發展附錄。

SFDR產品類別 第8條（推動環境及 / 或社會特徵）。

衍生工具和技術 基金可使用衍生工具以進行對沖、有效率的投資組合管理及作投資用途。

除核心衍生工具外（請參見「本組基金如何使用工具和技術」部份），基金擬使用TRS。

使用TRS（包括CFD） 預期80%；最高300%。

證券借貸 預期15%；最高30%。

回購 / 反向回購協議 預期0%；最高30%。

基準 無。

基本貨幣 美元。

主要風險

若需更多資訊，請參見「風險描述」。

- 資產配置
- 中國
- CoCo債券
- 商品
- 可換股證券
- 交易對手和抵押品
- 信貸
- 貨幣
- 衍生工具
- 受壓證券
- 新興市場
- 股票
- 對沖
- 高收益
- 利率
- 投資基金
- 流動性
- 市場
- 營運
- 房地產
- 俄羅斯
- 可持續發展投資

風險管理方法 承擔法。

規劃您的投資

交易指示處理 本管理公司在任何估值日歐洲中部時間下午4時（英國時間下午3時）之前收到並接受的購買、轉換或出售基金股份的要求，通常按該估值日的資產淨值處理。結算通常於3個營業日內進行。

主要股份類別

類別	最低投資額（美元） ¹		最高交易費	最高年費	
	首次持有	再次投資	認購費	管理費	分銷費
A	2,500	1,000	5.25%	1.25%	—
E	2,500	1,000	—	1.25%	0.60%
I	10,000,000	100,000	—	0.70%	—
Y	2,500	1,000	—	0.70%	—

倘有B類股份，則該等股份的年度管理費用與A類股份相同。關於現有股份類別（包括貨幣對沖）的完整清單，請參見「基金投資」一節。有關上述費用的詳細說明，請參見「基金費用和成本」一節。

¹ 或任何其他可自由兌換貨幣的等值金額。

環球多元動力基金

投資目標及政策

目標 基金旨在實現長線資本增長。

投資政策 基金投資於世界各地（包括新興市場）的一系列資產類別，包括股票、企業和政府債券、商品、貨幣市場工具及合資格REITS。

基金可按所示百分比投資於以下資產：

- 任何類型的債券：最多100%
- 投資級別債券：最多50%
- 未達投資級別和未獲評級債券：最多75%
- 新興市場債券：最多75%
- 新興市場股票：最多75%
- 股票：最多100%
- 俄羅斯證券：最多15%
- 合資格商品持倉：最多50%
- 中國A股和B股及上市境內債券（直接及 / 或間接）：少於30%（總計）
- 合資格REITS：最多30%
- 混合證券及或然可換股（CoCo）債券：少於30%，其中CoCo的比重少於20%
- SPAC：少於5%

基金亦可投資於其他後償金融債和優先股。

基金對受壓證券的投資比重以其資產的10%為限。

投資流程 在主動管理基金的過程中，投資經理將根據產生資本增長或降低整體風險的潛力，在不同的資產類別和地理區域間（包括新興市場）戰術性分配投資。投資經理的投資流程會考慮可持續發展風險。

若需更多資訊，請參見「可持續發展投資和ESG整合」部份。

衍生工具和技術 基金可使用衍生工具以進行對沖、有效率的投資組合管理及作投資用途。

除核心衍生工具外（請參見「本組基金如何使用工具和技術」部份），基金擬使用TRS。

使用TRS（包括CFD）預期 50%；最高 150%。

證券借貸 預期15%；最高30%。

回購 / 反向回購協議 預期0%；最高30%。

基準 75% MSCI ACWI 指數；25% Bloomberg Global Aggregate指數，該等指數不考慮ESG特徵。用於：僅作表現比較。

基本貨幣 美元。

主要風險

若需更多資訊，請參見「風險描述」。

- 資產配置
- 中國
- CoCo債券
- 商品
- 可換股證券
- 交易對手和抵押品
- 信貸
- 貨幣
- 衍生工具
- 受壓證券
- 新興市場
- 股票
- 對沖
- 高收益
- 利率
- 投資基金
- 流動性
- 市場
- 營運
- 房地產
- 俄羅斯

風險管理方法 承擔法。

規劃您的投資

交易指示處理 本管理公司在任何估值日歐洲中部時間下午4時（英國時間下午3時）之前收到並接受的購買、轉換或出售基金股份的要求，通常按該估值日的資產淨值處理。結算通常於3個營業日內進行。

主要股份類別

類別	最低投資額（美元） ¹		最高交易費	最高年費	
	首次持有	再次投資	認購費	管理費	分銷費
A	2,500	1,500	5.25%	1.25%	—
E	2,500	1,000	—	1.25%	0.60%
I	10,000,000	100,000	—	0.63%	—
W/Y	2,500	1,000	—	0.63%	—

倘有B類股份，則該等股份的年度管理費用與A類股份相同。關於現有股份類別（包括貨幣對沖）的完整清單，請參見「基金投資」一節。有關上述費用的詳細說明，請參見「基金費用和成本」一節。

¹ 或任何其他可自由兌換貨幣的等值金額。

富達目標™ 2020 基金

投資目標及政策

目標 基金旨在為計劃在2020年提取大部份投資的投資者實現長線資本增長。

投資政策 基金投資於世界各地（包括新興市場）的一系列資產類別，例如股票、債券、付息工具和貨幣市場工具。該等投資可能未達投資級別或未獲評級。每個資產類別的資產配置比例會隨著時間推移而變更，並且隨著基金目標日期臨近，基金將逐漸傾向較低風險的投資，轉向日益審慎的資產配置。

基金可按所示百分比投資於以下資產：

- 有抵押及證券化債務工具：最多20%
- SPAC：少於5%。

基金不會在目標日期終止，但將會繼續根據其投資目標及政策進行管理。

投資流程 基金採取主動式管理，並參考混合市場指數（各自稱為「市場指數」），以便就不同資產類別的配置比重設定內部指引。基金在管理上旨在於具有不同風險和收益特徵的資產類別之間提供經優化的資產配置。資產配置旨在透過於基金的目標日期之前從增長型資產配置轉移到防禦型資產配置來降低投資組合的風險。

投資經理的投資流程會考慮可持續發展風險。

若需更多資訊，請參見「可持續發展投資和ESG整合」部份。

衍生工具和技術 基金可使用衍生工具以進行對沖、有效率的投資組合管理及作投資用途。

除核心衍生工具外（請參見「本組基金如何使用工具和技術」部份），基金擬使用TRS。

使用TRS（包括CFD） 預期50%；最高150%。

證券借貸 預期15%；最高30%。

回購 / 反向回購協議 預期0%；最高30%。

基準 基金參考混合市場指數（各自稱為「市場指數」），以便就不同資產類別的配置比重設定內部指引。由於基金為符合基金投資政策而對不同資產類別作出的投資可隨時間推延而改變，故所參考的市場指數及其比重亦將相應改變。儘管基金可能直接或間接投資於市場指數的成份股，但基金的投資組合及表現可偏離該等市場指數的幅度並無限制。市場指數載列於KID，並以一項混合指數形式代表，以作比較表現之用。最新的市場指數名單及其過往的比重詳情可按要求提供。

基本貨幣 美元。

主要風險

若需更多資訊，請參見「風險描述」。

- 資產配置
- CoCos
- 商品
- 交易對手和抵押品
- 信貸
- 貨幣
- 衍生工具
- 新興市場
- 股票
- 對沖
- 高收益
- 利率
- 投資基金
- 流動性
- 市場
- 營運
- 房地產
- 證券化
- 目標日期基金

風險管理方法 承擔法。

規劃您的投資

交易指示處理 本管理公司在任何估值日歐洲中部時間下午4時（英國時間下午3時）之前收到並接受的購買、轉換或出售基金股份的要求，通常按該估值日的資產淨值處理。結算通常於3個營業日內進行。

主要股份類別

類別	最低投資額 (美元) ¹		最高交易費		最高年費	
	首次持有	再次投資	認購費	管理費	分銷費	
A	6,500	1,000	5.25%	0.40%	—	

倘有B類股份，則該等股份的年度管理費用與A類股份相同。關於現有股份類別（包括貨幣對沖）的完整清單，請參見「基金投資」一節。有關上述費用的詳細說明，請參見「基金費用和成本」一節。¹ 或任何其他可自由兌換貨幣的等值金額。

富達目標™ 2025 基金

投資目標及政策

目標 基金旨在為計劃在2025年提取大部份投資的投資者實現長線資本增長。

投資政策 基金投資於世界各地（包括新興市場）的一系列資產類別，例如債券、股票、付息工具和貨幣市場工具，以及合資格的商品投資。該等投資可以任何貨幣計價，其中部份投資可能未達投資級別或未獲評級。每個資產類別的資產配置比例會隨著時間推移而變更，並且隨著基金目標日期臨近，基金將逐漸傾向較低風險的投資，轉向日益審慎的資產配置。

基金可按所示百分比投資於以下資產：

- 有抵押及證券化債務工具：最多20%
- SPAC：少於5%

基金不會在目標日期終止，但將會繼續根據其投資目標及政策進行管理。

投資流程 基金採取主動式管理，並參考混合市場指數（各自稱為「市場指數」），以便就不同資產類別的配置比重設定內部指引。基金在管理上旨在於具有不同風險和收益特徵的資產類別之間提供經優化的資產配置。資產配置旨在透過於基金的目標日期之前從增長型資產配置轉移到防禦型資產配置來降低投資組合的風險。

投資經理在評估投資風險和機會時會考慮ESG特徵。在確定ESG特徵時，投資經理會考慮富達或外部機構提供的ESG評級。透過投資管理流程，投資經理旨在確保被投資公司遵循良好的管治規範。

基金遵循特定的多元資產ESG準則。若需更多資訊，請參見「可持續發展投資和ESG整合」部份，以及可持續發展附錄。

SFDR產品類別 第8條（推動環境及 / 或社會特徵）。

衍生工具和技術 基金可使用衍生工具以進行對沖、有效率的投資組合管理及作投資用途。

除核心衍生工具外（請參見「本組基金如何使用工具和技術」部份），基金擬使用TRS。

使用TRS（包括CFD）預期 50%；最高 150%。

證券借貸 預期15%；最高30%。

回購 / 反向回購協議 預期0%；最高30%。

基準 基金參考混合市場指數（各自稱為「市場指數」），以便就不同資產類別的配置比重設定內部指引。由於基金為符合基金投資政策而對不同資產類別作出的投資可隨時間推延而改變，故所參考的市場指數及其比重亦將相應改變。儘管基金可能直接或間接投資於市場指數的成份股，但基金的投資組合及表現可偏離該等市場指數的幅度並無限制。市場指數不考慮ESG特徵。市場指數載列於KID，並以一項混合指數形式代表，以作比較表現之用。最新的市場指數名單及其過往的比重詳情可按要求提供。

基本貨幣 歐元。

主要風險

若需更多資訊，請參見「風險描述」。

- 資產配置
- 商品
- 交易對手和抵押品
- 信貸
- 貨幣
- 衍生工具
- 新興市場
- 股票
- 對沖
- 高收益
- 利率
- 投資基金
- 流動性
- 市場
- 營運
- 房地產
- 證券化
- 可持續發展投資
- 目標日期基金

風險管理方法 承擔法。

規劃您的投資

交易指示處理 本管理公司在任何估值日歐洲中部時間下午4時（英國時間下午3時）之前收到並接受的購買、轉換或出售基金股份的要求，通常按該估值日的資產淨值處理。結算通常於3個營業日內進行。

主要股份類別

類別	最低投資額（美元） ¹		最高交易費	最高年費	
	首次持有	再次投資	認購費	期末銷售費	管理費
A	2,500	1,000	5.25%	—	0.85%
P	10,000,000	1,000,000	1.00%	—	0.45%

倘有B類股份，則該等股份的年度管理費用與A類股份相同。關於現有股份類別（包括貨幣對沖）的完整清單，請參見「基金投資」一節。有關上述費用的詳細說明，請參見「基金費用和成本」一節。

¹ 或任何其他可自由兌換貨幣的等值金額。

富達目標™ 2030 基金

投資目標及政策

目標 基金旨在為計劃在2030年提取大部份投資的投資者實現長線資本增長。

投資政策 基金投資於世界各地（包括新興市場）的一系列資產類別，例如債券、股票、付息工具和貨幣市場工具，以及合資格的商品投資。該等投資可以任何貨幣計價，其中部份投資可能未達投資級別或未獲評級。每個資產類別的資產配置比例會隨著時間推移而變更，並且隨著基金目標日期臨近，基金將逐漸傾向較低風險的投資，轉向日益審慎的資產配置。

基金可按所示百分比投資於以下資產：

- 有抵押及證券化債務工具：最多20%
- SPAC：少於5%

基金不會在目標日期終止，但將會繼續根據其投資目標及政策進行管理。

投資流程 基金採取主動式管理，並參考混合市場指數（各自稱為「市場指數」），以便就不同資產類別的配置比重設定內部指引。基金在管理上旨在於具有不同風險和收益特徵的資產類別之間提供經優化的資產配置。資產配置旨在透過於基金的目標日期之前從增長型資產配置轉移到防禦型資產配置來降低投資組合的風險。

投資經理在評估投資風險和機會時會考慮ESG特徵。在確定ESG特徵時，投資經理會考慮富達或外部機構提供的ESG評級。透過投資管理流程，投資經理旨在確保被投資公司遵循良好的管治規範。

基金遵循特定的多元資產ESG準則。若需更多資訊，請參見「可持續發展投資和ESG整合」部份，以及可持續發展附錄。

SFDR產品類別 第8條（推動環境及 / 或社會特徵）。

衍生工具和技術 基金可使用衍生工具以進行對沖、有效率投資組合管理及作投資用途。

除核心衍生工具外（請參見「本組基金如何使用工具和技術」部份），基金擬使用TRS。

使用TRS（包括CFD）預期 50%；最高 150%。

證券借貸 預期15%；最高30%。

回購 / 反向回購協議 預期0%；最高30%。

基準 基金參考混合市場指數（各自稱為「市場指數」），以便就不同資產類別的配置比重設定內部指引。由於基金為符合基金投資政策而對不同資產類別作出的投資可隨時間推延而改變，故所參考的市場指數及其比重亦將相應改變。儘管基金可能直接或間接投資於市場指數的成份股，但基金的投資組合及表現可偏離該等市場指數的幅度並無限制。市場指數不考慮ESG特徵。市場指數載列於KID，並以一項混合指數形式代表，以作比較表現之用。最新的市場指數名單及其過往的比重詳情可按要求提供。

基本貨幣 歐元。

主要風險

若需更多資訊，請參見「風險描述」。

- 資產配置
- CoCos
- 商品
- 交易對手和抵押品
- 信貸
- 貨幣
- 衍生工具
- 新興市場
- 股票
- 對沖
- 高收益
- 利率
- 投資基金
- 流動性
- 市場
- 營運
- 房地產
- 證券化
- 可持續發展投資
- 目標日期基金

風險管理方法 承擔法。

規劃您的投資

交易指示處理 本管理公司在任何估值日歐洲中部時間下午4時（英國時間下午3時）之前收到並接受的購買、轉換或出售基金股份的要求，通常按該估值日的資產淨值處理。結算通常於3個營業日內進行。

主要股份類別

類別	最低投資額（美元） ¹		最高交易費	最高年費	
	首次持有	再次投資	認購費	期末銷售費	管理費
A	2,500	1,000	5.25%	—	1.10%
P	10,000,000	1,000,000	1.00%	—	0.60%

倘有B類股份，則該等股份的年度管理費用與A類股份相同。關於現有股份類別（包括貨幣對沖）的完整清單，請參見「基金投資」一節。有關上述費用的詳細說明，請參見「基金費用和成本」一節。

¹ 或任何其他可自由兌換貨幣的等值金額。

² 就A類股份而言，管理費將於2028年1月1日調低至0.85%。就P類股份而言，管理費將於2023年1月1日調低至0.60%，並於2028年1月1日調低至0.45%。

富達基金 – 歐元現金基金

投資目標及政策

目標 基金旨在於建議持有期內提供與貨幣市場利率一致的回報。

投資政策 基金將最少70%（通常為75%）的資產投資於以歐元計價的貨幣市場工具，例如反向回購協議和存款。

基金符合短期VNAV貨幣市場基金的條件，並獲穆迪投資者服務公司評為 Aaa-mf。

投資流程 在主動管理基金的過程中，投資經理利用基本因素和相對分析，以挑選發行機構和短期證券，同時建構一個側重於流動性和風險管理的優質投資組合。投資經理在評估投資風險和機會時會考慮ESG特徵。在確定ESG特徵時，投資經理會考慮富達或外部機構提供的ESG評級。

基金旨在使其投資組合的ESG評分高於其投資範圍的評分。透過投資管理流程，投資經理旨在確保被投資公司遵循良好的管治規範。

若需更多資訊，請參見「可持續發展投資和ESG整合」部份，以及可持續發展附錄。

SFDR產品類別 第8條（推動環境及 / 或社會特徵）。

衍生工具和技術 基金僅可使用衍生工具以作對沖基金的其他投資所固有的利率或匯率風險之用。

使用TRS（包括CFD）無。

證券借貸 預期0%；最高0%。

回購 / 反向回購協議 預期0%；最高10/15%。

基準 無。

基本貨幣 歐元。

主要風險

若需更多資訊，請參見「風險描述」。

- 集中度
- 交易對手和抵押品
- 信貸
- 貨幣
- 衍生工具
- 對沖
- 利率
- 流動性
- 市場
- 營運
- 可持續發展投資

風險管理方法 承擔法。

規劃您的投資

交易指示處理 本管理公司在任何估值日歐洲中部時間下午1時（英國時間中午12時）之前收到並接受的購買、轉換或出售基金股份的要求，通常按該估值日的資產淨值處理。結算通常於3個營業日內進行。

主要股份類別

類別	最低投資額（美元） ¹		最高交易費	最高年費	
	首次持有	再次投資	認購費	管理費	分銷費
A	2,500	1,000	—	0.15%	—
E	2,500	1,000	—	0.15%	—
I	10,000,000	100,000	—	0.10%	—
W/ Y	2,500	1,000	—	0.10%	—

倘有B類股份，則該等股份的年度管理費用與A類股份相同。關於現有股份類別（包括貨幣對沖）的完整清單，請參見「基金投資」一節。有關上述費用的詳細說明，請參見「基金費用和成本」一節。

¹ 或任何其他可自由兌換貨幣的等值金額。

富達基金 – 美元現金基金

投資目標及政策

目標 基金旨在於建議持有期內提供與貨幣市場利率一致的回報。

投資政策 基金將最少70%（通常為75%）的資產投資於以美元計價的貨幣市場工具，例如反向回購協議和存款。

基金符合短期VNAV貨幣市場基金的條件，並獲穆迪投資者服務公司評為 Aaa-mf。

投資流程 在主動管理基金的過程中，投資經理利用基本因素和相對分析，以挑選發行機構和短期證券，同時建構一個側重於流動性和風險管理的優質投資組合。

投資經理在評估投資風險和機會時會考慮ESG特徵。在確定ESG特徵時，投資經理會考慮富達或外部機構提供的ESG評級。

基金旨在使其投資組合的ESG評分高於其投資範圍的評分。透過投資管理流程，投資經理旨在確保被投資公司遵循良好的管治規範。

若需更多資訊，請參見「可持續發展投資和ESG整合」部份，以及可持續發展附錄。

SFDR產品類別 第8條（推動環境及 / 或社會特徵）。

衍生工具和技術 基金僅可使用衍生工具以作對沖基金的其他投資所固有的利率或匯率風險之用。

使用TRS（包括CFD）無。

證券借貸 預期0%；最高0%。

回購 / 反向回購協議 預期0%；最高10/15%。

基準 無。

基本貨幣 美元。

主要風險

若需更多資訊，請參見「風險描述」。

- 集中度
- 交易對手和抵押品
- 信貸
- 貨幣
- 衍生工具
- 對沖
- 利率
- 流動性
- 市場
- 營運
- 可持續發展投資

風險管理方法 承擔法。

規劃您的投資

交易指示處理 本管理公司在任何估值日歐洲中部時間下午1時（英國時間中午12時）之前收到並接受的購買、轉換或出售基金股份的要求，通常按該估值日的資產淨值處理。結算通常於3個營業日內進行。

主要股份類別

類別	最低投資額（美元） ¹		最高交易費	最高年費	
	首次持有	再次投資	認購費	管理費	分銷費
A	2,500	1,000	—	0.15%	—
I	10,000,000	100,000	—	0.10%	—
W/ Y	2,500	1,000	—	0.10%	—

倘有B類股份，則該等股份的年度管理費用與A類股份相同。關於現有股份類別（包括貨幣對沖）的完整清單，請參見「基金投資」一節。有關上述費用的詳細說明，請參見「基金費用和成本」一節。

¹ 或任何其他可自由兌換貨幣的等值金額。

可持續發展投資和ESG整合

可持續發展投資

歐盟可持續發展金融資訊披露條例 (SFDR) 為於2021年生效的歐盟規則，旨在幫助投資者瞭解金融產品的可持續發展狀況。SFDR側重於企業及投資流程中對環境、社會和管治因素的披露。SFDR要求向投資者作出合同前和持續披露，包括在投資決策中整合可持續發展風險、考慮不利的可持續發展影響、可持續發展投資目標或推動環境或社會特徵等相關資料披露。SFDR所附的歐盟分類法條例，旨在透過提高透明度和為最終投資者提供一個客觀的比較點，以瞭解對有利環境的可持續發展經濟活動的投資比例，從而建立一致的標準。

該等措施旨在回應《巴黎協定》的簽署以及2015年聯合國《2030年可持續發展議程》(建立了可持續發展目標)的發佈。SFDR和其他條例亦與《歐洲綠色協定》一致，力求推動歐盟在2050年之前實現碳中和。

根據可持續發展目標，向低碳、更為可持續發展、資源高效和循環經濟過渡，是確保歐盟經濟長期競爭力的關鍵。於2016年生效的《巴黎協定》尋求透過使資金流動與實現低溫室氣體排放和氣候適應性發展的途徑相一致，加強對氣候變化的回應。

富達國際與可持續發展投資

可持續發展投資之總體方法

富達的可持續發展投資方法可於 [可持續發展投資框架 \(fidelityinternational.com\)](https://www.fidelityinternational.com) 查閱。可持續發展投資原則文件詳述富達的可持續發展投資方法，包括富達對被投資發行機構的期望、ESG整合和實施、互動參與和投票方法、排除和撤資政策，並聚焦於協作和政策管治。

投資經理管理的所有基金均須受全公司排除清單所規限，其中包括但不限於爭議性武器（生物、化學、燃燒武器、不可探測碎片、致盲激光、集束彈藥、地雷和《核不擴散條約》非簽署國的核武）。

可持續發展風險

除非另有註明，否則富達會在所有資產類別及基金層面考慮可持續發展風險。可持續發展風險是指環境(E)、社會(S)或管治(G) (統稱「ESG」) 事件或狀況，而一旦發生有關事件或狀況，可能會對投資價值造成實際或潛在重大負面影響。

富達的可持續發展風險整合方法旨在識別和評估個別發行機構層面的ESG風險。富達投資團隊可能考慮的可持續發展風險包括但不限於：

- 環境風險：公司緩解並適應氣候變化之能力及支付更高碳排放價格之可能性、水資源日益枯竭之風險及支付更高水價之可能性、廢物管理挑戰及對全球和當地生態系統之影響。
- 社會風險：產品安全、供應鏈管理及勞工標準、健康和 safety 以及人權、僱員福利、資料和私隱問題，以及日益嚴苛之技術法規；及
- 管治風險：董事會組成及有效性、管理層激勵、管理層質素，以及管理層與股東之間的利益一致性。

除了研究潛在投資的財務業績外，富達的基金經理及分析師還會輔以質化和量化非財務分析，包括可持續發展風險，並將有關分析納入投資決策及風險監控流程，以顯示其代表的潛在或實際重大風險及 / 或機會，從而盡量提高長期風險調整的回報。要系統化地把可持續發展風險整合至投資分析及決策流程，有賴：

「質化評估」將參考（但不限於）案例研究、與發行機構有關的環境、社會及管治影響、產品安全文件、客戶評論、公司訪查或從專有模型和當地研究組織取得的數據；及

「量化評估」將參考投資經理主要使用富達ESG評級（見下文）作出的內部評級，或外部供應商（包括但不限於MSCI）的ESG評級，第三方證書或標籤、碳足跡評估報告，或發行機構從ESG相關活動所產生的經濟活動百分率等相關數據進行評估。

委託投資管理

若投資經理已將投資管理活動轉授予Fidelity Management & Research Company LLC或FIAM LLC，則該獲轉授實體可利用其本身ESG團隊的專業知識，提供基本因素分析，配合行業相對ESG評級資料，以識別並評估可持續發展風險。

若投資經理已將投資管理活動轉授予Geode Capital Management LLC，則該獲轉授實體可透過代理投票及參與集體公司互動協作舉措，以執行其本身的ESG計劃，並可能尋求把基金的資產投資於一些以被動形式投資於某項指數的持倉或投資工具，而有關指數將ESG排除準則納入其編製方法。

上文所述在投資流程中整合可持續發展風險的總體方法適用於除富達基金 - 歐盟50指數基金以外的所有富達基金。正如富達基金 - 歐盟50指數基金的投资目標所詳述，該基金旨在盡可能貼近地追蹤該指數的成份組合和回報。因此，由於該基金所持證券是由該指數的成份組合決定且投資經理須受此限制，所以投資經理未將可持續發展風險納入其證券篩選過程。

富達ESG評級

富達ESG評級是由富達的研究分析師創建的專有ESG評級系統，用作評估個別發行機構。該評級系統按A至E評分，取決於發行機構的特定行業因素（包括相關的主要不利影響指標），以及基於對發行機構的可持續發展特徵隨時間變化的預期評估而作出的走勢預測。該評級根據由下而上的基本因素研究和評估，使用各發行機構所處行業與重大ESG議題有關之標準。富達ESG評級與第三方ESG評級之間的任何重大差異，有助富達投資團隊內部開展分析和討論，作為投資機會及其相關可持續發展風險評估的一部份。ESG評級和相關ESG資料仍屬於投資經理營運的研究平台。富達定期審查ESG資料的提供和來源，確保其對可持續發展風險持續評估的持續適用性、充份性和有效性。

富達ESG評級方法會考慮環境、社會及管治因素。環境特徵包括碳濃度、碳排放、能源效益、水資源和廢物管理、生物多樣性；而社會特徵包括產品安全、供應鏈、健康和 safety 以及人權。

在評估對第三方管理的UCITS或UCI的投資，以及富達單獨管理的內部投資策略時，富達的多元資產研究團隊旨在透過評估ESG考慮因素（包括主要不利影響指標）於投資流程和理念、分析師財務分析及投資組合構成中的整合程度，以瞭解個別經理之ESG方法。該團隊會考慮投資政策策略如何整合ESG因素，以及在使用專有評級的情況下，ESG研究和分析結果如何在個別證券比重及任何適用的互動協作和排除政策中得以證明。富達的多元資產研究團隊諮詢多個資料來源，包括富達ESG評級及第三方資料，以評估相關策略之ESG標準，並就有關評估給予富達多元資產經理研究ESG評級，按A至E為各項策略進行評分。

ESG投資組合評分

確定個別證券ESG評分的方法是為富達ESG評級及外部機構提供的ESG評級制定一套對應的數值。匯總計算這些數值，用以釐定投資組合以及基準或投資範圍的平均ESG評分。

若基金的投資政策訂明基金旨在使其投資組合的ESG評分高於其基準或投資範圍的評分，這只是衡量ESG表現的目標。此外，除非另有註明，基金不受基準或投資範圍的約束，也不旨在實現相對於基準或投資範圍的財務回報。

基金投資組合的加權平均ESG評分是指相對於基準或投資範圍的ESG評分按加權平均或等權計算法衡量。投資經理定期監察基金的ESG評分，而基金旨在透過持續調整其投資組合以實現其ESG評分目標。

有時，並無所有持倉均可獲得ESG評級，在此情況下，有關持倉將被排除在ESG評分之外。

有關上述計算方法之進一步詳情載於[可持續發展投資框架\(fidelityinternational.com\)](https://www.fidelityinternational.com)，並會不時更新。

歐盟分類法

若某基金被識別為須遵循SFDR之披露規定，則該基金須根據歐盟分類法條例(EU) 2020/852(「分類法條例」)註明「不造成重大損害」原則僅適用於與將歐盟環境可持續經濟活動標準納入考量的金融產品相關之投資。該基金餘下部份之相關投資並未將歐盟的環境可持續經濟活動標準納入考量。

若某基金(在其投資目標及政策內)被識別為須遵循SFDR第8條或第9條之披露規定，則根據分類法條例要求披露的資訊載列於特定基金的可持續發展附錄。

若某基金(在其投資目標及政策內)被識別為毋須遵循SFDR第8條或第9條之披露規定，則該基金須遵循分類法條例第7條，而該基金之相關投資未將歐盟的環境可持續經濟活動標準納入考量。

股東互動參與

作為富達對可持續發展投資及履行富達受信責任的承諾之一部份，富達身為股東將與其所投資的公司互動參與，鼓勵可持續發展及負責任之企業行為。

主要不利影響

富達國際認為，對可持續發展因素的主要不利影響是我們的投資決策對環境、社會和僱員事務、尊重人權、反腐敗和反賄賂事務產生的重大不利影響，例如環境退化、不良勞工做法和不道德企業行為(包括賄賂和腐敗)。如下文所述，對相關主要不利影響的分析已被納入我們的投資流程。

遵循SFDR第8條和第9條披露規定的基金都會考慮可持續發展因素的主要不利影響(「主要不利影響」)。

就考慮主要不利影響的基金而言，有關可持續發展因素的主要不利影響的資訊可於特定基金的可持續發展附錄及該等基金的年報中提供。

若基金並未被識別為須遵循SFDR第8條或第9條披露規定，則不會考慮可持續發展因素的主要不利影響，因為這並非該等基金的策略或投資限制之一部份。

SFDR第8條和第9條基金

如下文所述，除其他特徵外，推動環境及/或社會特徵的基金(SFDR第8條)或將可持續發展投資作為其投資目標的基金(SFDR第9條)將ESG考慮因素整合至其投資流程，並須符合更嚴格的¹可持續發展及更高的披露規定。

遵守SFDR第9條披露規定的基金必須進行可持續發展投資，遵守SFDR第8條披露規定的基金可以進行可持續發展投資。

富達將可持續發展投資定義為對以下證券的投資：

- (a) 發行機構通過其經濟活動(就企業發行機構而言，超過50%經濟活動)對下列各項作出重大貢獻：
 - (i) 歐盟分類法所列一項或多項環境目標，並符合歐盟分類法規定的環境可持續發展資格；或
 - (ii) 符合一項或多項聯合國可持續發展目標(「可持續發展目標」)的環境或社會目標；
- (b) 發行機構為實現減碳目標(與限制全球氣溫升幅在1.5度以下的目標一致)作出貢獻；或
- (c) 擬將大部份收益用於有助實現環境或社會目標的特定活動、資產或計劃的債券；

前提是有關投資不會對任何環境或社會目標造成嚴重損害，以及被投資公司遵循良好的管治規範。

所用方法之進一步詳情載於[可持續發展投資框架\(fidelityinternational.com\)](https://www.fidelityinternational.com)，並會不時更新。

可持續發展目標是由聯合國公佈的一系列目標，其中確認消除貧窮和其他剝奪，必須與改善健康和教育、經濟增長和減少不平等齊頭並進，同時應對氣候變化和努力保護地球海洋和森林。更多詳情請參見聯合國網站：<https://sdgs.un.org/goals>。以環境為重點的可持續發展目標包括清潔飲用水和衛生設施；經濟適用及潔淨的能源；負責任消費和生產；和氣候行動。以社會為重點的可持續發展目標包括無貧窮；零飢餓；經濟增長和生產性就業；產業、創新和基礎設施；安全和可持續的城市和社區。

1. 推動環境或社會特徵的基金(SFDR第8條)

富達SFDR第8條基金在致力實現投資目標的同時推動環境或社會特徵，或兩者之結合。此外，就所有富達SFDR第8條基金而言，透過投資管理流程，投資經理旨在確保被投資公司遵循良好的管治規範。

如下文所述，富達SFDR第8條基金採用一系列不同的方法以推動環境或社會特徵。

富達SFDR第8條基金採用的ESG方法詳情如下文所述，並載於每隻基金的可持續發展附錄及可持續發展投資原則文件，有關文件可於<https://www.fidelityinternational.com/sustainable-investing-framework/>查閱，並會不時更新。

- 使用以下ESG方法推動環境和社會特徵的若干富達SFDR第8條基金。

ESG方法

基金旨在使其投資組合的ESG評分高於基準或投資範圍的ESG評分。

排除情況

所有富達SFDR第8條基金均遵守原則性基礎的排除政策，根據投資經理不時確定的特定ESG準則，就若干行業、公司或實務措施同時進行規範基礎的篩選及負面篩選。此外，基金亦須受適用於全公司的排除清單所規限，其中包括但不限於爭議性武器(生物、化學、燃燒武器、不可探測碎片、致盲激光、集束彈藥、地雷和《核不擴散條約》非簽署國的核武)。

規範基礎的篩選包括投資經理認為未能根據公認國際規範（包括聯合國全球契約所載的規範）進行業務之發行機構，以及金融行動特別工作組（FATF）黑名單上的主權發行機構。

負面篩選包括投資於以下範疇的發行機構：

- 煙草生產；
- 動力煤開採及發電（須遵守過渡準則）。

投資經理可採用收入門檻以進行更精細的篩選，並有權酌情實施額外的可持續發展要求和排除情況。

適用於每隻基金的收入門檻及額外排除情況載於[可持續發展投資框架 \(fidelityinternational.com\)](https://www.fidelityinternational.com)，並會不時更新。

- 在某些情況下，名稱帶有ESG相關術語，並遵守更廣泛的ESG方法及排除政策（詳情如下）的若干富達SFDR第8條基金。

ESG方法

這些富達SFDR第8條基金使用以下其中一種ESG方法：

- 基金將最少80%的資產投資於具有高ESG評級的證券。高ESG評級是指發行機構的富達ESG評級為B或以上，或在沒有富達評級的情況下，MSCI ESG評級為A或以上。此定義可能會不時更新，有關更新將載於[可持續發展投資框架 \(fidelityinternational.com\)](https://www.fidelityinternational.com)。

基金將最多20%的資產投資於具有較低ESG評級之發行機構，包括具有較遜色但持續改善ESG特徵之發行機構。

- 在排除20%的ESG評級最低之資產後，基金旨在使其投資組合的ESG評分高於其基準或投資範圍的評分。基金可投資於具有較遜色但持續改善ESG特徵之發行機構。

- 主題基金將投資於具有長期投資視野的共同主題的行業，旨在解決可持續發展挑戰。股票基金最少80%的資產和固定收益基金最少70%的資產將與可持續發展主題保持一致，詳情載於基金的投資政策。這些基金可能會投資於具有較遜色但持續改善ESG特徵之發行機構。

這些富達SFDR第8條基金可能會投資於具有較遜色但持續改善ESG特徵之發行機構（如每隻基金的投資政策中所述）。透過實施及執行正式的互動參與計劃，這些發行機構的走勢可能有所改善或展現其具有改善潛力。用作確定有關改善的準則可能會隨著時間而改變，並將於[可持續發展投資框架 \(fidelityinternational.com\)](https://www.fidelityinternational.com)更新。

排除情況

- 除上文披露適用於所有富達SFDR第8條基金之原則性基礎的排除政策外，以下額外負面篩選適用於（在某些情況下）名稱帶有ESG相關術語，並遵守更廣泛的ESG方法及排除政策的富達SFDR第8條基金。

負面篩選包括投資於或涉及以下範疇的發行機構：

- 爭議性武器（貧化鈾及核武）；
- 生產常規武器（不屬於核武、化學或生物武器性質之戰爭武器）；
- 生產及分銷擬向平民出售之半自動武器；
- 與煙草有關的活動；
- 動力煤開採及發電（須遵守額外過渡準則）；

- 油砂開採；
- 北極石油和天然氣開採。

主權發行機構的負面篩選是基於投資經理的內部主權排除框架，該框架集中於與管治、尊重人權和外交政策有關的三項原則。根據專有評估識別出不符合該框架標準的主權發行機構。為支持進行有關評估，投資經理參考多項國際公認的指標，例如世界銀行的全球管治指標及聯合國安理會制裁名單。

投資經理可設置收入門檻，以進一步細化篩選，並有權酌情實施額外的可持續發展要求和排除情況。適用於每隻基金的收入篩選及額外排除情況載於[可持續發展投資框架 \(fidelityinternational.com\)](https://www.fidelityinternational.com)，並會不時更新。

多元資產SFDR第8條基金

- 遵守以下多元資產ESG準則的所有富達多元資產SFDR第8條基金（名稱中帶有ESG相關術語的基金除外）：

ESG方法

基金最少70%的資產將由以下各項組成：

- 富達ESG評級為C或以上（或在沒有富達ESG評級的情況下，MSCI ESG評級為BB或以上）的直接證券；
- 富達多元資產經理研究ESG評級為C或以上，並由富達單獨管理的內部投資策略；
- 富達多元資產經理研究ESG評級為C或以上或富達ESG評級為C或以上，並由第三方管理的UCITS或UCI；
- 根據投資經理的內部主權排除框架（集中於與管治、尊重人權和外交政策有關的三項原則）進行負面篩選的主權發行機構。根據專有評估識別出不符合該框架標準的主權發行機構。為支持進行有關評估，投資經理參考多項國際公認的指標，例如世界銀行的全球管治指標及聯合國安理會制裁名單。

排除情況

所有富達多元資產SFDR第8條基金均遵守上述適用於所有富達SFDR第8條基金之原則性基礎的排除政策。

在投資於由第三方資產管理公司管理的UCITS和UCI時，投資經理依賴第三方資產管理公司使用的ESG方法和排除政策（如有），而適用於富達多元資產第8條基金的排除情況可能不適用。

- 遵守以下準則且名稱中帶有ESG相關術語的富達多元資產SFDR第8條基金：

ESG方法

基金最少90%的資產將由以下各項組成：

- 富達ESG評級為C或以上（或在沒有富達ESG評級的情況下，MSCI ESG評級為BB或以上）的直接證券；
- 富達多元資產經理研究ESG評級為C或以上，並由富達單獨管理的內部投資策略；
- 富達多元資產經理研究ESG評級為C或以上或富達ESG評級為C或以上，並由第三方管理的UCITS或UCI；
- 根據投資經理的內部主權排除框架（集中於與管治、尊重人權和外交政策有關的三項原則）進行負面篩選的主權發行機構。根據專有評估識別出不符合該框架標準的主權發行機構。為支持進行有關評估，投資經理參考多項國際公認的指標，例如世界銀行的全球管治指標及聯合國安理會制裁名單。

排除情況

名稱中帶有ESG相關術語的富達多元資產SFDR第8條基金須遵守上述適用於所有富達多元資產SFDR第8條基金之原則性基礎的排除政策，並須遵守如上文所述適用於富達SFDR第8條基金（某些情況下，其名稱帶有ESG相關術語，並遵守更廣泛的ESG方法）的負面篩選。

在投資於由第三方資產管理公司管理的UCITS和UCI時，投資經理依賴第三方資產管理公司使用的ESG方法和排除政策（如有），而適用於名稱中帶有ESG相關術語的富達多元資產第8條基金的排除情況可能不適用。

2. 以可持續發展投資為目標的基金（SFDR第9條）

富達SFDR第9條基金需要追求可持續發展投資目標。

- 基金進行可持續發展投資。
- 確定可持續發展投資的準則與上文標題為「SFDR第8條和第9條基金」一節所述準則一致。
- 基金可在輔助基礎上，為進行對沖或流動性目的或有效率的投資組合管理，並在特定行業規則要求的情況下，投資於包括現金在內的投資項目，前提是有關投資不得影響可持續發展投資目標的實現。
- 透過投資管理流程，投資經理確保被投資公司遵循良好的管治規範。

排除情況

基金的所有投資都要經過篩選，以排除對環境或社會目標造成主要不利影響的活動以及管治爭議。這些篩選基於強化原則性基礎的排除政策，根據投資經理不時確定的特定ESG準則，就若干行業、公司或實務措施同時進行規範基礎的篩選及負面篩選。

毛里求斯附屬公司

富達基金或會直接或透過其全資擁有的毛里求斯附屬公司（「附屬公司」）投資於印度證券市場。該附屬公司已根據毛里求斯的法律註冊成為一間私人股份有限公司，並命名為FIL Investments (Mauritius) Limited（前稱Fid Funds (Mauritius) Limited）。於2014年1月1日，FIL Investments Management (Singapore) Limited與該附屬公司簽訂一項投資管理協議。根據該協議，FIL Investment Management (Singapore) Limited向該附屬公司提供投資諮詢及管理服務。FIL Investments (Mauritius) Limited已於2019年2月25日獲印度證券交易委員會（「SEBI」）續展其根據印度法律作為外資投資組合投資者（「FPI」）在印度投資的批准。FIL Investments (Mauritius) Limited已按註冊編號INMUF037316註冊，並獲准投資印度證券。

附屬公司的董事會包括下列成員：Nishith Gandhi、Bashir Nabeebokus、Rooksana Bibi Sahabally-Coowar及Jon Skillman。

附屬公司的核數師為Deloitte Mauritius。

於本認購章程簽證蓋章之日，通過該附屬公司持有的股份少於任何基金資產的1%，且該百分比將於未來3年內下降，任何基金的所有新投資都不會通過該附屬公司進行。

指定銀行－毛里求斯

根據毛里求斯金融服務委員會的條款規定，附屬公司在毛里求斯境外的所有投資必須透過在毛里求斯開設的銀行帳

戶進行。附屬公司就此目的在毛里求斯的HSBC Bank (Mauritius) Limited離岸銀行服務部開設銀行帳戶。

負面篩選包括投資於或涉及以下範疇的發行機構：

- 爭議性武器（生物、化學、燃燒武器、貧化鈾、不可探測碎片、致盲激光、集束武器、地雷及核武）；
- 生產常規武器（不屬於核武、化學或生物武器性質之戰爭武器）；
- 生產及分銷擬向平民出售之半自動武器；
- 煙草生產及與煙草有關的活動；
- 動力煤開採及發電（須遵守額外過渡準則）
- 油砂開採；
- 北極石油和天然氣開採。

主權發行機構的負面篩選是基於金融行動特別工作組（FATF）黑名單及投資經理的內部主權排除框架，該框架集中於與管治、尊重人權和外交政策有關的三項原則。根據專有評估識別出不符合該框架標準的主權發行機構。為支持進行有關評估，投資經理參考多項國際公認的指標，例如世界銀行的全球管治指標及聯合國安理會制裁名單。

投資經理可設置收入門檻，以進一步細化篩選，並有權酌情實施額外的可持續發展要求和排除情況。適用於每隻基金的收入門檻及額外排除情況載於[可持續發展投資框架 \(fidelityinternational.com\)](https://www.fidelityinternational.com)，並會不時更新。

- 有關所採用方法的詳情載於每隻基金的可持續發展附錄及可持續發展投資原則文件，有關文件可於可持續發展投資框架（fidelityinternational.com）查閱，並會不時更新。

戶進行。附屬公司就此目的在毛里求斯的HSBC Bank (Mauritius) Limited離岸銀行服務部開設銀行帳戶。

指定銀行－印度

根據印度法律，由於附屬公司為非印度外國投資者，故必須透過指定的印度匯款銀行進行所有印度境內外的現金轉帳交易。匯款銀行可能須遵守印度儲備銀行就處理轉帳交易所訂立的若干報告規定。附屬公司已委任花旗銀行作為其在印度的匯款銀行。

上述結構將不會妨礙保管機構履行其法律責任。

毛里求斯行政管理人

附屬公司已委任IQ EQ Services (Mauritius) Ltd擔任其行政管理人、秘書及註冊處。

就本SICAV的經審核年報及未經審核半年度報告而言，附屬公司與本SICAV提交綜合財務報告。基於認購章程所列的投資限制，本SICAV及附屬公司的投資合併列帳。

附屬公司須承擔及支付與其在印度證券之投資活動相關的若干費用和開支。這些費用和開支包括經紀費和佣金、兌換印度盧比與美元所涉及的交易費用、其常設代表之費用、設立及營運附屬公司之相關企業與註冊費及稅務。

基準政策

基準用途

「基金說明」部份所述的用途具有以下涵義：

- 風險監控 用於監控基金的風險，以及若為相對風險值基金，計算最大相對不佳表現。請參見「整體風險的管理和監控」和「相對風險值」。
- 投資選擇 用於確定基金的投資範圍並甄選證券。
- 表現比較 用於對照基準以評估基金的財務或ESG表現。
- 碳足跡 用於對照基準以評估基金的碳足跡。
- 表現領先 用於衡量一隻目標為領先其基準的基金是否做到這一點。
- 表現費計算 用於計算基金的領先表現。請參見「基金費用和成本」。
- 追蹤 用於複製基準的構成，並量度表現差異（僅適用於被動投資策略）。

就貨幣對沖股份類別而言，使用適當的對沖或相應貨幣基準或指數（如有）。

基準條例

根據基準條例（歐盟條例2016/1011），基金使用的任何基準，包括綜合基準的構成成份，必須在歐洲證券和市場管理局（ESMA）妥為註冊。

對於設在歐盟的指數提供者，或就註冊目的而言設在獲認可為相當註冊地的非歐盟國家的指數提供者，必須按提供者層面進行註冊。其他國家的指數提供者必須註冊個別指數。尚未註冊者會在「基金說明」中註明。

本SICAV設有如何處理以下情形的書面應變計劃：基準不再提供或不再可註冊，或由於基準或基金的變更，現有基準不再合適。在某些情況下，應對措施可能涉及變更基金策略或投資政策，或者合併或終止基金。詳情可向本SICAV的註冊辦事處免費索取。

富達基金 – 歐盟50指數基金

本節提供關於該基金和Solactive Euro 50 NTR指數（「指數」）的補充資訊。

該指數旨在追蹤歐元區50家最大公司的表現。

成份股是在所有市值的證券中挑選，根據自由浮動市值加權計算，並須符合UCITS指令規定的比重限制（「5/10/40規則」）。

指數範圍涵蓋符合下列要求的所有金融工具：

首先，在選擇日 / IPO 審查日於 Solactive 網頁（<https://www.solactive.com>）發佈，屬於 Solactive GBS Developed Markets Eurozone Large & Mid Cap USD PR指數（ISIN: DE000SLA40T0）的GBS指數範圍內的所有公司，均符合資格被納入。

其次，合資格公司還需要符合以下附加條件：

只有以歐元進行交易的公司才符合資格被納入。

每家公司只有一個股份類別符合資格納入指數範圍。為免在同一家公司的兩個股份類別之間頻繁轉換，Solactive AG採用流動性緩衝規則：

若公司目前已被納入指數：假如目前被納入指數的股份類別在過去1個月及6個月期間的**平均每日交易價值**，為該公司任何其他股份類別在過去1個月及6個月期間的**平均每日交易價值**的至少75%，則該股份類別將符合資格納入指數範圍。

若公司目前未被納入指數：在過去1個月及6個月期間**平均每日交易價值**最高的股份類別將被納入指數範圍。

指數範圍完全按照規則釐定，Solactive AG不可作出任何酌情決定。

投資者可以在指數提供者Solactive AG的網頁獲得最新的指數資訊（包括指數成份股及其各自所佔比重）、有關指數編制方法的詳情（包括計算公式），以及指數的其他重要消息。

投資經理與指數提供者Solactive AG各自獨立。投資者應注意，指數成份可能會不時更改且指數之當前證券組合可能除牌並新增其他證券以構成指數一部份。若指數的計算及 / 或編制系統出現任何問題，指數計算之準確性和完整性可能會受到影響。

按照「基金說明」中所描述適用於該基金的投資限制，該基金的目標為追蹤該指數的表現，從而實現長線資本增長。然而，不能保證該基金的表現將會與指數表現相同。該基金旨在使用複製策略並持有代表指數的所有證券，但由於指數的組合分佈將按股市走勢而變更，該基金可能無法時刻全面追蹤指數的表現，因而可能引致追蹤誤差。在正常市況下，預期追蹤誤差預計不會超過0.93%（年率）。追蹤誤差也可能由於費用和收費，以及成份證券波動而產生。為了儘量減少追蹤誤差和降低交易成本，該基金將在「一般投資權力及限制」部份所載的限制條件下投資指數期貨。鑑於該基金的性質和目標，該基金可能無法適應市場變動，而且指數一旦下跌，料將拖累該基金的價值跟隨下降。若指數停止運作或不提供，董事將考慮基金是否應保持其目前結構直到指數恢復提供為止或將其目標改為追蹤具有該指數類似特徵的另一項指數。

除授權富達基金 – 歐盟50指數基金使用Solactive Euro 50 NTR指數及相關註冊商標外，Solactive及其授權人與富達基金並無任何關係。

Solactive及其授權人：

- 並無保薦、認可、出售或推廣該基金。
- 並無推薦任何人士投資該基金或任何其他證券。
- 對該基金的股份發行時間、數量或定價，或與之有關的任何決定概不負責，亦不會承擔任何法律責任。
- 對該基金的行政、管理或市場推廣概不負責，亦不會承擔任何法律責任。
- 在釐定、編製或計算（相關指數）時並無考慮該基金或該基金擁有人的需要，亦概無任何義務作出有關考慮。

信貸政策

投資經理根據下述參考資料和方法來評估信貸質素。

對於債券來說，會在購買證券時考慮證券或發行機構層面的信貸評級。基金可能持有已遭降級的證券。

對於債券和貨幣市場工具，本管理公司僅使用在歐盟建立和註冊的信貸機構的評級。本管理公司開展自己的信貸分析，不完全依賴機構信貸評級。

投資級別債券（AAA/AA至BBB-/BAA3）和未達投資級別債券（BB+/BA1或以下）

這些證券必須由標準普爾或其他國際公認的評級機構給予評級。若評級不一致，我們採用第二高的評級。

貨幣市場基金所持有的資產

在評估貨幣市場基金的貨幣市場工具、證券化產品和資產抵押商業票據（由（歐盟）第2017/1131號條例定義和監管）以確定其信貸質素是否得到有利的評估時，本管理公司審查機構信貸評級，同時也使用其他可靠來源的最新質素資訊動用自身內部的信貸質素評估程序。

該程序基於審慎、系統和持續的評估方法，考慮到發行機構和工具的特徵，並透過經驗和實證驗證，包括反向測試。

該程序包括分析財務資料，識別趨勢，並追蹤信貸風險的關鍵決定因素的準則。本管理公司監督信貸研究分析師團隊對該程序的運用，並定期監測該程序的準確性、充份性和妥當執行，不時對評估準則的相對重要性進行調整。該程序符合（歐盟）第2017/1131號條例第19.4和20.2條，並由本管理公司的執行管理人員批准，隨後由本管理公司的董事批准。

該內部評估程序依賴於許多指標。量化準則包括貨幣市場工具和信貸違約掉期的定價；對涵蓋地區、行業和資產類別的相關金融指數的監測；以及行業特定的金融和違約資訊。質化準則包括發行機構的競爭地位、管治風險、財務狀況和流動性來源；發行機構對未來事件的反應能力；發行機構的行業在經濟中的實力和相對於經濟趨勢的實力；以及工具的類別、結構、短期特徵、相關資產、流動性狀況、相關市場以及潛在的營運和交易對手風險。根據（歐盟）第2017/1131號條例第21條，本管理公司記錄其內部信貸質素評估程序和信貸質素評估。

風險描述

所有投資皆有風險。本組基金中部份基金的風險可能相對較高。

下方風險描述與每隻基金列出的主要風險因素相對應。單隻基金有可能受到此處所列或所述以外風險的影響，同時風險描述本身也並非詳盡無遺。每個風險亦為針對單隻基金的描述。

任何這些風險皆可能導致基金虧損，表現不如類似的投資或基準，經歷高波動性（資產淨值的起伏），或在任何期間未能達到其目標。

主動管理風險 投資經理在分析市場或經濟趨勢、選擇或設計他們使用的任何軟件模型、配置資產或其他投資決策方面可能犯錯。

過去行之有效的投資管理做法，或獲接受的對某些狀況的處理方式，可能被證明無效。

資產配置風險 基金須承受其資產配置中所包含的所有資產類別的風險。若資產類別之間的相關或不相關規律不符合預期，基金可能會經歷比其他情況下更大的波動或損失。

基準依賴風險 指數追蹤基金的目的是盡可能地模擬指數的表現。然而，存在著指數追蹤基金的表現可能無法完全追蹤相關指數的風險。投資經理將監測並設法管理該風險，以儘量減少追蹤差異。無法保證在任何時候都能準確或完全複製指數的表現。

一般用作基準的市場指數是由獨立實體計算，不會考慮到這些指數可能對基金表現產生的影響。指數提供者概不保證其指數計算的準確性，也不對投資者在追蹤其任何指數的投資中的任何損失承擔任何責任。若提供者停止維護指數，或失去或未能獲得其作為基準提供者的ESMA註冊，若找不到合適的替代者，則基金可能需結清。

中國風險 在中國大陸，投資者的法律權利不確定，政府的干預頗為常見且不可預測，一些主要的交易和託管系統未經驗證，所有類型的投資皆可能有相對較高的波動性以及較大的流動性和交易對手風險。

在中國大陸，不確定法院是否會保護基金對其可能透過「滬港通及深港通」計劃、中國銀行間債券市場或其他監管未經測試且可能會發生變更的方法購買之證券的權利。這些計劃的結構並不要求其中一些組成實體承擔全部責任，並使像基金這樣的投資者在中國大陸採取法律行動的資格相對較小。

此外，中國證券交易所或當局可能會對短線交易利潤徵稅或限制，收回合資格股票，設定或變更配額（投資者層面或市場層面的最大交易量）或以其他方式阻止、限制、約束或延遲交易，妨礙或阻止基金實施其預期策略。

投資目標特別允許或在「額外的自願要求」部份的特定國家要求下獲准其投資於中國A股及/或中國境內固定收益證券的基金，該投資可透過富達基金（香港）有限公司的合格境外投資者（合格境外投資者）身份、滬港通及深港通、中國銀行間債券市場（CIBM）直接准入計劃、債券通及/或現行法規下所允許基金使用的任何方式進行。

對以人民幣計價的中國國內證券的投資透過合格境外投資者身份或透過滬港通及深港通計劃進行，存在每日和累計配額限制。

基金可透過中國A股連接產品（包括但不限於股票掛鈎票據、參與票據、信貸掛鈎票據或投資於中國A股的基金），間接投資於中國A股。

合格境外投資者身份。 除非基金的投資目標另有註明，否則基金可以使用合格境外投資者計劃下的合格境外機構投資者牌照將少於70%的資產投資於中國證券。透過合格境外投資者牌照進行投資存在風險。例如，合格境外投資者身份可能遭到暫停、降低或撤銷，這可能使基金無法投資於合資格證券，或要求基金出售該等證券，從而對基金的表現產生不利影響。《合格境外投資者條例》對投資施加嚴格的限制（包括投資限制、最低持有期和資本或利潤匯出的規則），這些限制適用於投資經理以及基金所作出的投資。若合格境外投資者受到法律、財務或政治壓力，法院會否保護基金對持牌合格境外投資者為其持有的證券的權利並不確定。

滬港通及深港通計劃。 滬港通及深港通是香港交易及結算有限公司（港交所）、中國證券登記結算有限責任公司（中國結算）、上海證券交易所和深圳證券交易所的一個聯合項目。香港中央結算有限公司（香港結算）一間由港交所營運的結算所，作為投資者獲取滬港通及深港通證券的代名人。

代名人或託管人的債權人可以主張，為基金持有的帳戶中的資產實際上是代名人或託管人的資產。若法院支持這一主張，代名人或託管人的債權人可以從相關基金的資產中尋求支付。香港結算作為代名人，概不保證透過其持有的「滬港通及深港通」證券的所有權，亦無義務代表實益擁有人（如基金）執行所有權或其他與所有權相關的權利。因此，此類證券的所有權或與其相關的權利（如參與公司行動或股東會議）無法得到保證。

若本SICAV或任何基金因香港結算的表現或破產而遭受損失，本SICAV將無法直接向香港結算追索，因為中國法律不承認香港結算與本SICAV或保管機構之間的任何直接法律關係。

若中國結算違約，香港結算的合約責任將僅限於協助參與者索賠。基金試圖追回損失的資產可能會涉及大量的延誤和費用，而且可能不會成功。

中國銀行間債券市場和債券通。 這些市場為境外投資者（如基金）提供了一個購買中國債券的途徑。中國銀行間債券市場的交易量可能很低，這可能造成流動性風險，並可能導致基金錯過投資機會。儘管「債券通」取消了中國銀行間債券市場的投資配額並不再需要債券結算代理，但一些債券的交易量可能仍然很低，透過任一上述渠道進行的投資可能會有價格波動，而且買賣價格之間可能會有很大的差價，限制了投資獲利的能力。

創業板和上海證券交易所科技創新板（科創板）。 部份基金可能投資於深交所創業板及/或上交所科創板上市股票。股價波動較大，流動性風險大 — 創業板及/或科創板企業通常屬於新創性質，經營規模較小。特別是，創業板及/或科創板上市公司受到更大的價格波動限制，並且由於投資者進入門檻較高，故科創板相較於其他板塊市場，可能流動性有限。因此，於此等板塊上市的公司與在深交所及/或上交所主板上市的公司相比，承受的股價波動及流動性風險更大，風險及周轉率更高。估值過高風險 — 創業板及/或科創板企業可能估值過高，這種估值異常高企可能無法持續。由於流通股減少，股價可能更易受到操縱。法規差異 — 有關創業板及科創板上市公司之規則及法規對盈利能力及股本方面的規定不及對深交所及/或上交所主板的規定那麼嚴格。退市風險 — 創業板及/或科創板上市公司退市可能更普遍、更迅速。特別是，創業板和科創板與其他板塊市場相比存在更嚴格的退市標準。若相關基金投資的公司退市，可能會對該基金產生不利影響。集中風

廢 – 科創板是新成立的板塊，於初始階段可能僅有少量上市公司。對科創板的投資可能集中在少數股份上，使相關基金面臨更高的集中風險。於創業板及 / 或科創板的投資可能導致相關基金及其投資者遭受重大損失。

點心債券。部份基金可能投資於「點心」債券（即在中國大陸以外發行但以人民幣計價的債券）。「點心」債券市場是一個相對較小的市場，與某些全球固定收益市場一樣，可能較容易出現波動且流動性不足。若有關監管部門發佈新規定限制或禁止發行機構透過發行債券的方式籌集人民幣（離岸人民幣）資金，及 / 或有關監管部門撤銷或暫停開放離岸人民幣市場，「點心」債券市場的運作及新債的發行將會中斷，並可能導致相關基金的資產淨值下跌。

在岸和離岸人民幣。在中國大陸，政府維持著兩種獨立的貨幣：在岸人民幣（CNY），必須留在中國大陸，一般不能由外國人擁有；離岸人民幣（CNH），可以由任何投資者擁有。兩者之間的匯率，以及允許涉及離岸人民幣的貨幣兌換規模，由政府結合市場和政策考慮進行管理。

信貸評級。基金可投資於由中國大陸當地信貸評級機構評定信貸評級的證券。然而，這些機構使用的評級準則和方法可能與大多數成熟的國際信貸評級機構採用的準則和方法不同。因此，這些評級系統可能無法提供可與國際信貸評級機構評級的證券相比較的相當標準。

城投債 由地方政府融資工具（LGFVs）發行的城投債，為公共福利投資或基建項目籌集資金，其風險包括相關業務的財務困難風險。

中國稅務規定。本管理公司保留就任何投資於中國證券的基金的收益撥備適當中國稅費的權利，從而會影響基金的估值。由於中國證券的某些收益是否和如何被徵稅存在不確定性，加上中國的法律、法規和慣例可能發生變更，以及稅務可能會被追繳，本管理公司作出的任何稅務撥備可能多於或少於滿足出售中國證券所得收益的最終中國稅務責任。因此，取決於這些收益的最終徵稅結果、相關撥備的水平以及何時認購及 / 或贖回其基金份額，投資者可能面臨有利或不利的結果。

由於在岸人民幣兌換成離岸人民幣，以及離岸人民幣兌換成其他貨幣，皆可能受到限制，從中國大陸或香港轉出任何貨幣也存在限制，這實際上在單一國家的貨幣中產生了貨幣風險，以及流動性風險。

CoCo債券風險 或然可換股證券（CoCo債券）相對來說未經檢驗，比股票更容易遭受損失，有展期風險，可能高度波動，而且其發行機構可以隨意取消或修改預定的收益支付。

CoCo債券的償債順位不僅低於其他債務責任，亦低於股票持有人。若發生減記或發生觸發事件，其亦可瞬間失去部份或全部價值；例如，觸發事件可以透過資本損失（分子）或風險加權資產（分母）的增加啟動。因為CoCo債券實際上為永久貸款，本金可以在可贖回日期、之後任何時候獲償還，或永遠不獲償還。CoCo債券也可能有流動性風險，並可能難以估值。

CoCo債券在各種市況下將如何表現尚不可知，但存在著波動或價格崩潰可能在各發行機構之間蔓延以及債券可能變得缺乏流動性的風險。若CoCo債券的發行集中於某些行業，而並非均勻地在許多行業之間分佈，這種風險可能會更嚴重，同時相關工具套戥的程度或會令這種風險更加惡化。

在轉換為股票的情況下，若基金的投資政策不允許購買股票，則投資經理將被迫出售任何新股票；這可能涉及流動性風險。雖然CoCo債券往往提供吸引的收益率，但對其風險的任何評估必須不僅包括其信貸評級（可能為未達投資

級別），而且包括與CoCo債券相關的其他風險，例如轉換風險、票息取消風險和流動性風險。目前還不清楚投資者是否準確評估了CoCo債券的風險，這意味著影響CoCo債券的大範圍市場事件可能會永久壓制CoCo債券的整體市場。

商品風險 商品往往極易波動，並可能受到政治、經濟、氣候、貿易、農業和恐怖主義相關事件，以及能源和運輸成本變化的過度影響。

由於它們會對特定的因素作出反應，商品價格的表現可能與彼此不同，也與股票、債券和其他普通投資不同。

集中度風險 若基金將其大部份資產投資於少數幾個行業、板塊或發行機構，或在有限的地理區域內投資，則其風險可能比投資範圍更廣泛的基金更大。

側重於任何公司、行業、板塊、國家、地區、股票類型、經濟類型等，使基金對決定所側重領域的市價的因素更加敏感。這些因素可能包括經濟、金融或市況，以及社會、政治、經濟、環境或其他狀況。這可能導致波動性上升、損失風險增加。

可換股證券風險 由於可換股證券的設計是這些債券通常可以或必須用預定數量的股票而非現金來償還，所以它們同時具有股票風險以及債券的典型信貸和違約風險。

交易對手和抵押品風險 與基金有業務往來的任何實體，包括保管機構，可能不願意或無法履行對基金的義務。

與交易對手的協議，如透過使用證券借貸，可能涉及流動性風險和營運風險，其中任何一種風險皆可能造成損失，並可能限制基金滿足贖回要求、履行其他支付義務或投資有關資產的能力。

於以下任何一種情況下，基金可能會損失部份或全部資金，或在取回被交易對手持有的證券或現金時遭遇延誤（亦可能造成損失）：

- 保管機構、分託管人、經紀或其他交易對手破產或不履行義務；在某些情況下，保管機構可能無法對其任命的分託管人的行為進行補救或承擔責任
- 發生嚴重的自然或人為災害、恐怖行為、內亂、戰爭或其他「不可抗力」事件（因為在此情況下，交易對手通常不承擔損失）
- 在某些司法管轄區，抵押品協議（即使只是使用行業標準語言的協議）可能被證明難以或無法執行

在以下任何一種情況下，抵押品的價值可能無法涵蓋交易的全部價值，或欠基金的任何費用或回報：

- 抵押品貶值；這種風險在交易對手歸還資產出現重大延誤時最高，而在市場波動時期，甚至在抵押品相關交易的發起和結算之間，或在計算所需抵押品數量和基金收到抵押品之間的短暫時間內，也可能發生這種風險
- 抵押品產生的收益低於預期
- 基金或交易對手對抵押品的定價有誤
- 用來彌補交易對手違約的抵押品可能需要一段時間才能變現

對於基金投資的任何現金抵押品，上述情況可能產生槓桿作用（及隨之出現的波動）或使基金面臨與其目標不一致的資產。

信貸風險 若發行機構或證券的信貸質素下降，或者市場認為可能會下降，則債券或貨幣市場工具會跌價，更加波動，更不具流動性。在極端情況下，債務投資可能會出現違約，這意味著其發行機構可能無法及時向基金付款。

環境問題的不利影響，例如氣候變化和自然災害，可能會侵蝕債券發行機構的財務健康。

貨幣風險 在基金持有以基本貨幣以外的貨幣計價的資產的情況下，貨幣匯率的任何變動皆可能減少投資收益或收入，或增加投資損失，且在某些情況下此類影響會非常巨大。

匯率可能會迅速且不可預測地變動，基金可能難以及時沽售某種貨幣的持倉以避免損失。

匯率的變動可能受到進出口餘額、經濟和政治趨勢、政府干預和投資者投機等因素所影響。

此外，若股東認購或贖回的貨幣與基金的基本貨幣不同，他們可能會面臨貨幣風險。基本貨幣與股份類別貨幣之間的貨幣匯率變動可能減少投資收益或收入，或增加投資損失，且在某些情況下此類影響會非常巨大。

央行作出干預，例如激進買入或出售貨幣，變更利率，限制資本流動或一種貨幣與另一種貨幣「脫鉤」，可能會導致相對貨幣價值的突然或長期變動。

衍生工具風險 衍生工具的價值可能較為波動。相關資產價值的小幅變化會造成衍生工具價值的大幅變動，可能令基金面臨大於衍生工具本身成本的損失。

基金可能基於各種原因使用衍生工具，例如進行對沖、有效率的投資組合管理和其他投資目的。衍生工具為需要不同於傳統證券的投資技術和風險分析的專門工具。

衍生工具面臨相關資產的風險 – 通常會有所改變及大幅放大 – 同時也有其自身的風險。衍生工具的部份主要風險：

- 一些衍生工具的定價和波動性，特別是信貸違約掉期和債務抵押證券，可能與其相關參照物的定價或波動性存在差異，且有時這種差異會巨大，甚至無法預料
- 在困難的市況下，可能無法或不可能作出指示以限制或抵銷某些衍生工具造成的市場風險或財務損失
- 衍生工具涉及基金在其他情況下不會產生的費用
- 很難預測衍生工具在某些市況下的表現；這種風險對於較新或較複雜類型的衍生工具來說更大
- 稅務、會計或證券法律或標準的變動可能導致衍生工具的價值下降，或可能迫使基金在不利的情况下終止衍生工具部位
- 一些衍生工具（特別是期貨、期權、總回報掉期和差價合約）可能涉及保證金借款，這意味著基金可能被迫在變現證券（以滿足保證金催繳要求）或承擔持倉損失（期望長期持有有可能會減少損失或獲得收益）之間作出選擇。

交易所買賣衍生工具。這些衍生工具或其相關資產的交易可能暫停或受到限制。另一個風險是，透過過戶系統結算這些衍生工具可能不會按預期的時間或方式發生。

場外交易衍生工具 – 非結算型。由於場外交易衍生工具本質上是基金與一個或多個交易對手之間的私人協議，因此它們的規範程度不及市場買賣的證券。它們還附帶更大的交易對手和流動性風險，而且定價也更為主觀。若交易對手停止提供基金擬使用的衍生工具，基金可能無法在別處找到類似的衍生工具，並可能錯過收益機會或發現自己意外地面臨風險或損失，包括因無法購買對銷衍生工具的持倉而產生的損失。

由於本SICAV無法將其場外交易衍生工具交易分給眾多交易對手，因此任一交易對手的財務健康狀況下降皆可能造成重大損失。反之，若任一基金出現任何財務困難或未能履行義務，交易對手可能不願意與本SICAV進行交易，這可能使本SICAV無法有效且有競爭力地運作。

場外交易衍生工具 – 結算型。因為這些衍生工具在交易平台上結算，其流動性風險與交易所買賣的衍生工具相似。然而，它們仍然具有類似於非結算型場外交易衍生工具的交易對手風險。

受壓證券風險 部份基金可能持有受壓證券，或者根據各自投資政策，投資於受壓證券。受壓證券涉及重大風險。此類投資波動幅度巨大，並且僅當投資經理基於相關證券的價格相對於其感知公平值的折讓程度認為會產生具吸引力的回報時，或者當發行機構或會提出有利的交換要約或重組計劃時，方會進行此類投資。無法保證會有交換要約或會進行重組，亦無法保證收到的任何證券或其他資產的價值或收益潛力不會低於投資時的預期。此外，在對受壓證券進行投資及任何此類交換、要約或重組計劃完成之間，可能存在很長一段時間。受壓證券於未兌付期間往往不會產生任何收入，而且在能否實現其公平值或任何交換要約或重組計劃能否完成方面存在重大不確定性。基金可能需要承擔為保護及收回其對受壓證券的投資產生的特定費用或者於圍繞任何潛在交換或重組計劃的談判過程中產生的特定費用。此外，因稅務方面的考慮而對受壓證券的投資決策和行動施加的限制可能會影響受壓證券所實現的回報。基金對受壓證券的投資可能涉及有大量資本需求或負淨值的發行機構，或正在、已經或可能捲入破產或重組程序的發行機構。基金可能需要在虧損的情況下出售其投資，或持有其投資至破產程序結束。

新興市場風險 相對於已發展市場，新興市場較不成熟，也更容易波動。新興市場涉及更高的風險，特別是市場、信貸、非流動性證券、法律、保管、估值和貨幣風險，並且更有可能經歷在已發展市場中與異常市況有關的風險。

造成這種風險水平較高的原因包括：

- 政治、經濟或社會不穩定
- 嚴重依賴特定行業、商品或貿易夥伴的經濟體
- 不受控制的通脹
- 高額或反覆無常的關稅或其他形式的保護主義
- 配額、法規、法律、對資金匯出的限制，或其他令境外投資者（如基金）處於不利地位的做法
- 在為解決爭端或追索提供公平或有效的機制，或以其他方式承認已發展市場所理解的投資者的權利方面，發生法律變更或未能執行法律法規
- 過高的費用或交易成本，或直接扣押資產
- 過度徵稅或非標準、定義不清、經常變更或任意執行的稅法和慣例
- 沒有足夠的儲備來涵蓋發行機構或交易對手違約
- 關於證券和發行機構的資訊不完整、具誤導性或不準確
- 非標準或低於標準的會計、審核或財務報告慣例
- 市場規模小，交易量低，因此容易受到流動性風險和市場價格操縱的影響
- 任意拖延和閉市
- 市場基建欠發達，無法處理高峰交易量
- 欺詐、腐敗和錯誤

在某些國家，證券市場亦可能出現效率和流動性受損的情況，這可能會加劇價格波動和市場中斷。

在新興市場與盧森堡處於不同時區的情況下，基金可能無法對在基金不營業時間內發生的價格變動作出及時反應。

就風險而言，新興市場類別包括欠發展市場，如亞洲、非洲、南美洲和東歐的大部份國家，以及中國、俄羅斯和印度等經濟成功但可能無法提供最高水平投資者保護的國家。

股票風險 股票可能會迅速貶值，並且通常比債券或貨幣市場工具涉及更高的市場風險（通常顯著較高）。

若一家公司經歷了破產或類似的財務重組，其股票可能會失去大部份或全部價值。

股票價格基於供求關係和市場對公司未來盈利能力的預期而變動，受到消費者需求、產品創新、競爭對手行動以及公司如何或是否選擇處理環境、社會和管治（ESG）因素等因素驅動。

ESG實務措施的例子包括緩減極端天氣事件影響，減少環境影響，改善勞動條件，促進工作場所無歧視，以及建立強大和透明的管治。

對沖風險 任何減少或消除某些風險的嘗試皆可能無法如願實現，並且若這些嘗試起到作用，則通常會在消除收益潛力的同時降低損失風險。

基金可在其投資組合內使用對沖，並可就任何指定的股份類別，對沖該類別的貨幣風險。對沖會產生成本，從而降低投資表現。因此，對於涉及在基金層面和股份類別層面進行對沖的任何股份類別，可能存在兩個層面的對沖，其中一些可能不會產生任何益處（例如，在基金層面，一隻基金可能對新加坡元計價資產進行歐元對沖，而該基金的新加坡元對沖股份類別則會反轉這一對沖）。

與股份類別貨幣對沖有關的風險（如交易對手風險）可能會影響其他股份類別的投資者。有關可能出現蔓延風險的基金股份類別的清單，請造訪 [fidelityinternational.com](https://www.fidelityinternational.com)。

高收益風險 高收益證券的價值具投機性。與投資級別債券相比，高收益證券波動性更大，對經濟事件更敏感，流動性更差，違約風險更高。

國外高收益證券通常包括與國際投資相關的風險，例如由於貨幣的差異導致的貨幣風險。

利率風險 當利率上升時，債券價值通常會下降。一般來說，債券投資的存續期越長，這種風險就越大。

對於銀行存款和貨幣市場工具及其他短期投資，利率風險的作用方向與之相反。可以預計，利率的下降會導致投資收益率下降。

投資基金風險 與任何投資基金一樣，投資於基金涉及投資者在直接投資市場時不會面臨的某些風險。

- 其他投資者的行為，特別是突發大量現金流出，可能會干擾基金的有序管理並導致其資產淨值下降
- 投資者不能指導或影響資金在基金中的投資方式
- 若基金對證券使用自己的估值（公平值），任何估值錯誤皆可能影響資產淨值
- 若作為防禦措施，基金將非現金資產轉為現金或貨幣市場工具，基金將錯過非現金資產的任何正向表現
- 基金須遵守各種投資法律法規，這些法律法規限制使用某些可能提高表現的證券和投資技術；若基金決定在設有投資規定的司法管轄區註冊，這一決定可能進一步限制其投資靈活性和範圍
- 世界範圍內的法規變化和監管機構對金融服務的加強審查可能引入新的法規或其他變更，從而限制本SICAV的機會或增加其成本
- 由於基金股份不公開交易，一般來說，股份變現的唯一選擇是贖回，基金可因「投資基金」下「我們保留的權利」中所述的任何原因而暫停贖回

- 基金的投資買賣對任何特定投資者的稅務效率來說可能並非最佳
- 不同的股份類別可能不切實際或不可能將其成本和風險與其他股份類別完全隔離，包括基金某一股份類別的債權人可能試圖扣押另一類別的資產以清償債務的風險
- 若本SICAV與FIL (Luxembourg) S.A.的聯屬公司開展業務，並且這些聯屬公司（以及其他服務供應商的聯屬公司）代表本SICAV與對方開展業務，則可能會產生利益衝突；為了減少這些衝突，所有這些交易必須在公平的基礎上進行，所有實體以及與之相關的個人必須遵守嚴格的公平交易政策，禁止從內幕資訊中獲利或表現出偏袒
- 若基金投資於其他UCITS或UCI，可能會產生第二層費用（這將進一步侵蝕任何投資收益），在試圖沽售對UCITS/UCI的投資時，可能面臨流動性風險，並會受到上述所有風險的影響，因此股東亦會間接受到相關影響
- 若基金對現金或現金等價物的投資超出其投資配置範圍（如用於防禦性投資），則基金就沒有追求其目標，可能無法充份參與有利的市場走勢

當基金投資於另一個UCITS或UCI時，這些風險亦適用於基金，並繼而間接地適用於股東。

槓桿風險 基金對某些投資的風險承擔淨額較高，可能使其股價更加波動。

若基金使用衍生工具或證券借貸以增加其對任何市場、利率、一籃子證券或其他金融參考源的風險承擔淨額，則參考源的價格波動將被放大。

流動性風險 任何證券皆可能暫時變得難以估值或難以在理想的時間和價格出售。

流動性風險可能會影響到基金的價值及其於約定的最後期限前支付贖回款項或償還回購協議款項等的的能力。

市場風險 許多證券的價格和收益率會經常變化 – 有時會波動巨大 – 並且眾多因素都會令之下跌。

這些因素的例子包括：

- 政治和經濟消息
- 政府政策
- 技術和商業慣例的變更
- 人口結構、文化和人口的變動
- 自然或人為災害
- 天氣和氣候規律
- 科學或調查發現
- 能源、商品和自然資源的成本和供應情況

市場風險的影響或是立即或逐漸的，短期或長期的，狹窄或廣泛的。

營運風險 在任何國家，但特別是在新興市場，基金可能因錯誤、服務中斷或其他故障，以及欺詐、腐敗、網路犯罪、形勢不穩定、恐怖主義或其他非正常事件而遭受損失。

營運風險可能使基金出現影響估值、定價、會計、稅務報告、財務報告、託管和交易等方面的錯誤。營運風險可能長期不被發現；即使能發現，要從責任人處立即或完全地獲得賠償亦不現實。

房地產風險 房地產投資信託（REIT）直接投資於實體房地產或相關業務，其波動性往往具有高於平均水平，並可能受到與按揭貸款有關的風險或使一個地區或個別物業價值降低的任何因素所影響。

具體而言，對房地產或相關業務或證券（包括按揭貸款的權益）的投資可能會受到自然災害、物理劣化、經濟衰退、過度建造、分區變更、稅務增加、人口或生活方式趨勢、管理失敗、難以吸引租戶或收取租金、環境污染以及其他可能影響投資的市值或現金流的因素的損害，包括REIT未能獲得收益免稅轉手的資格。

股票型REIT受房地產因素的影響最直接，而按揭貸款型REIT則更容易受到利率風險和信貸風險（如按揭貸款持有人的信譽下降）所影響。

許多REIT實際上是小型公司，帶有中小型股的風險。有些採用高槓桿率，從而增加了波動性。房地產相關證券的價值不一定追蹤相關資產的價值。

俄羅斯風險 在俄羅斯和獨聯體，與保管和交易對手有關的風險比已發展國家高。

俄羅斯託管機構有自己的規則，對投資者的責任和問責顯著較少，監管不力，容易出現欺詐、疏忽或錯誤。

這些國家的證券市場可能存在流動性受損、犯罪活動猖獗和市場操縱，所有這些皆可能加劇價格波動和市場中斷。

一般的理解是，根據現行盧森堡條例，基金不可將超過10%之淨資產投資於並未在受監管市場上買賣之非上市證券。對俄羅斯證券所作之部份投資視作屬於該限制之範圍。

證券化風險 按揭抵押證券和資產抵押證券（MBS和ABS），以及其他類型的有抵押債務證券，通常具有提前還款和展期風險，並可能具有高於平均水平的流動性風險。

MBS（一種包括擔保房貸憑證的類別）和ABS（一種包括擔保債務憑證的類別）是指於各種債務（例如信用卡應收款、汽車貸款、學生貸款、設備租賃、住房按揭貸款和房屋淨值貸款）中的權益。

MBS和ABS的信貸質素亦往往低於許多其他類型的債務證券。若MBS或ABS的相關債務發生違約或無法收回，基於這些債務的證券將失去部份或全部價值。

利率的任何意外變動皆可能損害ABS/MBS和其他可贖回債務證券（其發行機構有權在到期日之前償還證券本金的證券）的表現。

利率下降時，發行機構傾向於償還這些證券並以較低的利率重新發行新的證券。這種情況發生時，基金可能別無選擇，只能將這些提前償還證券的資金以較低的利率進行再投資（提前還款風險）。

相反，當利率上升時，借款人往往不會提前償還低利率按揭貸款。這會使基金鎖定接收低於市場的收益率，直到利率下降或證券到期（展期風險）。這也可能意味著，基金必須出售證券並接受虧損，或者放棄其他可能表現更好的投資機會。

可贖回證券的價格和收益率通常體現了它們將在到期前的某一時點被償還的假設。若這種提前償還在預期時點發生，基金一般不會受到任何不利影響。然而，若發生時點大大早於或晚於預期，這可能意味著基金購買證券的價格實際上過高。

這些因素也會影響基金的存續期，增加或減少對利率的敏感度。在某些情況下，利率未能在預期的時點上升或下降，也會造成提前還款或展期風險。

短倉配置風險 透過衍生工具作出短倉配置（價值與證券本身價值變動方向相反的配置）會在相關證券價值上升時造成損失。使用短倉配置可能會增加損失和波動風險。

使用短倉配置的潛在損失理論上是無限的，因為對證券可能上漲的價格沒有限制，而對證券進行現金投資的損失不會超過投資金額。

沽空投資可能會受到法規變更的影響，這可能會造成損失或無法繼續按計劃或根本無法繼續使用短倉配置。

中小型公司股票風險 中小型市值公司的股票可能比較大型公司的股票更容易波動，流動性也更差。

中小型市值公司的財政資源往往較少，經營歷史較短，業務種類較少，因此可能面臨更大的長期或永久業務挫敗風險。首次公開發售（IPO）可能面臨高波動性，並且由於缺乏交易歷史和相對缺乏公共資訊，可能難以估值。

主權債務風險 政府和政府擁有或控制的實體所發行的債務可能面臨許多風險，在政府依賴外部來源的付款或信貸授予，無法進行必要的系統改革或控制國內情緒，或容易受到地緣政治或經濟情緒變化影響時尤其如此。

即使政府發行機構在財政上有能力償還其債務，若其決定推遲、打折或取消其債務，則由於追索的主要渠道通常為主權發行機構自己的法院，因此投資者可能幾乎沒有追索權。

對主權債務的投資使基金面臨政治、社會和經濟變化等方面的直接或間接後果。

特殊目的收購公司風險 倘其投資政策存在相關條文，則該等基金可以投資於特殊目的收購公司（「SPAC」）或匯集資金以尋求潛在收購機會的類似實體的股份、認股權證和其他證券。SPAC通常將其資產投資於政府證券、貨幣市場基金證券和現金，且倘相關資產未能於特定時間內用於完成收購，則將返還給股東。SPAC及類似實體乃上市的空殼公司，除了尋求收購之外，沒有經營歷史或正在進行的業務，因此其證券的價值取決於該實體管理層識別和完成收購的能力。

可持續發展投資風險 在基金選擇投資時權衡ESG或可持續發展準則的情況下，其表現可能低於市場或其他投資於類似資產但不採用可持續發展準則的基金。

雖然基金在選擇投資時，可能會使用部份基於第三方資料的專有ESG評分程序，惟這些資料可能不完整或不準確。

在作出符合ESG準則，排除準則的代理投票決定時，基金可能並不總遵循發行機構短期表現最大化原則。有關富達的ESG投票政策的資訊，請造訪：www.fidelity.lu/sustainable-investing/our-policies-and-reports。

目標日期基金風險 隨著基金的資產配置變得更加審慎，其增長潛力會隨之減弱，從而也削弱了其挽回任何現有或未來損失的能力。您可能無法於目標日期拿回您所有的初始投資。

若干基金可能會定期更改其對各資產類別的配置，故可能會產生比採用靜態配置策略之基金更高的交易成本。

稅務風險 一些國家對其國內的某些投資的利息、股息或資本利息得徵稅。任何國家皆可能變更其稅法或條約，從而影響基金或其股東。

稅務變更有可能具有追溯性，並可能影響到在該國沒有直接投資的投資者。例如，若中國變更對本SICAV或相關實體的稅務分類，修改或停止履行稅務協定或取消稅務優惠政策，就可能增加中國投資的應繳稅款，甚至導致對本SICAV從全球所有來源獲得的收益徵收10%（或更高）的稅款，包括在那些不持有任何中國投資的基金。

本SICAV概不保證免於FATCA或其他預扣要求，亦不保證為股東提供所有必要的資訊以遵守其稅務報告要求。與發現美國投資者是任何基金的股東有關的任何罰款將從股東資產中支付，本SICAV無可能收回該等成本。

技術和創新風險 技術和創新公司的波動性往往高於平均水平。一個產品或公司的成敗會隨著技術、消費者偏好和法規的新發展以及訴訟結果、合併和人事或策略變更而迅速變更。

技術和創新公司容易受到供應鏈中斷、高員工流失率和工作場所福利問題所影響。科技行業因其線上業務過大而面臨高於平均水平的網絡安全風險。

一般投資權力及限制

每隻基金及本SICAV本身都必須遵守所有適用的歐盟和盧森堡法律法規，以及某些通函、指引和其他要求。本節以表格形式介紹2010年法例（規管UCITS運作的主要法例）的基金管理要求，以及歐洲證券和市場管理局（ESMA）對貨幣市場基金和對風險監控與管理的要求。若存在任何差異，法例本身的法文原文將優先於管理條例或認購章程（其中管理條例優先於認購章程）。

若發現一隻基金有任何違反2010年法例或貨幣市場基金條例的行為，投資經理必須將遵守相關政策作為其證券交易和投資管理決策的優先事項，同時亦要充份考慮到股東的利益。任何偶然出現的違規行為都必須在符合基金正常運作的前提下儘快解決。

除另有註明外，所有百分比和限制都單獨適用於每隻基金，所有資產百分比都以其資產（包括現金）的百分比計量。

允許的資產、技術和交易

下一頁的表格描述了UCITS獲允許的事項。各基金可根據其投資目標和政策以這樣或那樣的方式設定更為嚴格的限制。基金對任何資產、技術或交易的使用必須符合其投資政策和限制。

任何基金都不能購入附帶無限責任的資產，不能承銷其他發行機構的證券（在出售基金證券的過程中被認為這樣做除外），亦不能發行認股權證或認購其股份的其他權利。

除非在其各自的資訊中指明，否則基金採用主動管理，不尋求複製或追蹤任何指數的表現。然而，作為基金主動配置政策的一部份，投資經理可能不時將部份資產投資於一些以被動方式進行投資的持倉和工具，例如ETF、期貨、總回報掉期，以及指數的掉期/期權。

在適當的情況下，為實現其投資目標，所有債券基金均可投資於以非基金基本貨幣的貨幣發行的債券。投資經理可選擇透過工具（如遠期外匯合約）的使用對沖貨幣風險。除非基金的投資目標或政策另有註明，否則證券化及/或有抵押證券（例如資產抵押證券和按揭抵押證券）將不會超過基金資產的20%，前提是此限制不適用於由美國政府或美國政府營辦機構所發行或擔保的證券投資。股票基金預計不會對證券化及/或有抵押證券作出任何重大風險承擔。除非基金的投資目標或政策另有註明，否則未達投資級別或高收益證券將不會超過基金資產的20%。除非基金的投資目標另有註明，否則每隻基金可將最多10%的淨資產投資於UCITS及UCI。

除非基金的投資目標或政策另有註明，否則各基金預計不會對受壓證券作出任何重大風險承擔。除非基金的投資目標或政策另有註明，否則獲認可投資於固定收益證券的基金可投資於可附帶其他資產轉換權或認購權的債券，並可將其資產的最多100%投資於投資級別債券。除非基金的投資目標或政策另有註明，否則投資經理在任何國家或地區的投資金額不受限制。

資產之共同管理

為了有效管理之目的，董事會可選擇富達基金範圍之內的某些基金之資產作共同管理。在此情況下，不同基金之資產將被共同管理。被共同管理之資產稱為「共同資產」(pool)，儘管這些共同資產僅為內部管理之目的而使用。這些共同資產不構成個別之實體，且投資者對其無直接權利。每一被共同管理之基金將獲分配特定資產。

當有一隻以上基金之資產被合組共同資產時，可歸屬於各參與基金之資產初期將參考其最初攤派入該共同資產之資產而定，若有增加或撤出，會發生變更。

每隻參與基金就共同管理之資產所享有之權利，適用於該共同資產之各項及每一種投資。

為被共同管理之基金所作之額外投資依各參與基金之權利而分配，而出售之資產亦同樣地由各參與基金分攤。

本節中使用的術語

以下術語主要或專門用於本「一般投資權力及限制」一節，具有以下涵義。

ABCP 資產抵押商業票據。

攤銷成本 購置成本在到期前根據溢價或折價的攤銷進行調整的估值方法。

CNAV 公債固定資產淨值貨幣市場基金。

合資格國家 董事會認為符合特定投資組合投資目標的任何國家。

歐盟級發行機構 歐盟、歐盟成員國中央當局或中央銀行、歐洲央行、歐洲投資銀行、歐洲穩定機制或歐洲金融穩定基金。

歐盟和國際發行機構 所有歐盟級發行機構，加上歐洲國家的任何區域或地方當局、任何主權國家或聯邦成員國，以及歐洲國家所屬的任何相關國際機構，例如國際貨幣基金組織、國際復興開發銀行、歐洲委員會開發銀行、歐洲復興開發銀行或國際清算銀行。

市價計價法 基於獨立、隨時可得的變現價格的估值方法，如來自交易所的價格、營幕價格或多個有信譽的獨立經紀的報價。

模型計價法 以一個或多個市場輸入參數編制基準、推斷或以其他方式計算的估值方法。

成員國 歐盟或歐洲經濟區的成員國。

MMF 貨幣市場基金。

貨幣市場工具 通常在貨幣市場上交易的可轉讓工具，例如國庫券和地方當局票據、存單、商業票據、銀行承兌匯票和中短期票據。

LVNAV 低波幅資產淨值貨幣市場基金。

受監管市場 歐洲議會第 2004/39/EC 號指令所指的受監管市場，或本管理公司董事認為受監管、定期營運、獲認可並向公眾開放且位於合資格國家或地區的任何其他市場。

短期 MMF 投資於歐洲議會和歐盟理事會 2017 年 6 月 14 日關於貨幣市場基金的（歐盟）條例第 2017/1131 號（「MMF 條例」）第 10.1 條所述合資格貨幣市場工具，並須遵守《MMF 條例》第 24 條規定的投資組合規則之 MMF。

標準 MMF 投資於《MMF 條例》第 10.1 和 10.2 條所述合資格貨幣市場工具，並須遵守第 25 條規定的投資組合規則之 MMF。

VNAV 可變資產淨值貨幣市場基金。

加權平均壽命(WAL) 一隻 MMF 的總資產配置距離法定到期日的平均資產加權時間；一項用以量度信貸和流動性風險的指標。

加權平均期限(WAM) 一隻 MMF 的總資產配置距離法定到期日或下一次利率重設（以較短者為準）的平均資產加權時間；一項量度利率風險敏感度的指標。

1.可轉讓證券和貨幣市場工具		
<p>必須在合資格國家的正式證券交易所或合資格國家的受監管市場（定期運作、獲認可並對公眾開放的市場）上市或交易。</p> <p>近期發行的證券必須在其發行條款中包含申請在受監管市場正式上市的承諾，並且此承諾必須在發行後 12 個月內收到。</p>	<p>必須在合資格國家的貨幣市場上市或交易。對於歐盟以外的合資格國家，貨幣市場必須得到主管當局的批准，在法律上有規定，或在基金的規則或成立文書中載明。</p>	<p>廣泛使用。重大用途的描述載於「基金說明」。</p>
2.不符合第 1 列要求的貨幣市場工具		
<p>必須（在證券或發行機構層面）受旨在保護投資者和儲蓄的條例監管，並且必須滿足以下條件之一：</p> <ul style="list-style-type: none"> 由中央、地區或地方當局，或歐盟成員國的中央銀行、歐洲央行、歐洲投資銀行、歐盟、至少有一個歐盟成員國所屬的公共國際機構、主權國家或聯邦成員國發行或擔保 由符合第 1 列規定的任何證券的企業發行（近期發行的證券除外） 由受制於並遵守歐盟審慎監管規則或 CSSF 認為至少同樣嚴格的其他規則的機構發行或擔保 <p>若發行機構屬於 CSSF 批准的類別，受到相當於上述的投資者保護，並符合以下準則之一，亦可獲得資格：</p> <ul style="list-style-type: none"> 由一家資本和儲備至少為 1,000 萬歐元，並按照第 2013/34/EU 號指令公佈其年度帳目的公司發行 由專門為一組公司融資，且其中至少有一家為上市公司的實體發行 由專門為受益於銀行流動資金額度的證券化工具提供融資的實體發行 	<p>剩餘或有效期限或重設日期必須為 397 天或更短時間（浮息或定息工具由重設為貨幣市場利率或指數的掉期進行對沖），且必須滿足以下所有適用條件：</p> <ul style="list-style-type: none"> 由一個或多個歐盟級發行機構發行或擔保 由一個或多個歐盟和國際發行機構發行或擔保，有關證券和發行機構均擁有有利的內部信貸評估 若為證券化產品或 ABCP，必須有足夠的流動性，有良好的內部信貸評估，具有 2 年或更短的法定期限，並符合以下條件之一： <ul style="list-style-type: none"> 為歐盟委員會託管法第 2015/61 號第 13 條中提到的證券化；短期 MMF：還必須是 WAL 為 2 年或以下的攤銷工具 並非（也不包括）（以穿透方式的）再證券化或合成證券化，並且在流動性和信貸風險、重大攤薄風險、持續交易和計劃成本以及任何必要的投資者全額支付擔保方面得到發行受監管信貸機構的充份支持；短期 MMF：發行時的法定期限必須為 397 天或更短 簡單、透明、標準化（STS）的證券化產品或 ABCP；短期 MMF：必須為攤銷工具，具有 2 年或更短的 WAL，並且在發行時的法定期限為 397 天或更短 	<p>廣泛使用。重大用途的描述載於「基金說明」。</p>
3.不符合第 1 列和第 2 列要求的可轉讓證券和貨幣市場工具		
<p>不超過基金資產的 10%。</p>	<p>對於貨幣市場工具，則允許使用。對貨幣市場基金不適用這一比率。</p>	<p>任何可能產生重大風險的用途描述載於「基金說明」。</p>
4.與本 SICAV 並無關聯的 UCITS 或其他 UCI 的股份*		
<p>組成文件必須註明限制投資於其他 UCITS 或其他 UCI 的資產不得超過 10%。</p> <p>若目標投資為「其他 UCI」，必須符合以下所有條件：</p> <ul style="list-style-type: none"> 投資於允許 UCITS 的投資 由歐盟成員國或 CSSF 認為具有同等監督法律的國家認可，並充份保證各主管當局之間的充份合作 發佈年度和半年度報告，以便對報告期內的資產、負債、收益和業務進行評估 提供與 UCITS 相當的投資者保護，特別是與資產隔離、借入、借出和未平倉銷售相關的規則 	<p>目標 MMF 必須設限為將不超過 10% 的資產投資於其他 MMF，而且這些 MMF 必須根據這些與左欄所列相同的規則獲得認可。</p> <p>買方 MMF 必須投資於其他 MMF 的資產不得超過 17.5%，以及投資於其中任一 MMF 的資產不得超過 5%。透過對這一規則的免除，買方 MMF 可投資於其他 MMF 的資產可達 20%，而投資於根據 UCITS 指令第 55 條不屬於 UCITS 的目標 MMF 的資產總計最高達 30%，前提是合資格 MMF 只透過僱員儲蓄計劃進行銷售，只有自然人作為投資者，受國家法律管轄，並且根據該法律只允許在與市場無關的情況下進行贖回。</p> <p>將 10% 或以上的資產投資於其他 MMF 的 MMF 必須在其認購章程中披露目標 MMF 和買方 MMF 應付的最高允許管理費，並在其年度報告中披露實際支付的金額。</p> <p>目標基金不能反過來投資於買方基金（對等擁有權）。基金投資的目標 MMF 所持有的相關投資不需要考慮貨幣市場基金風險分散要求表中規定的風險分散限制。買方 MMF 交出其所收購的目標 MMF 股份的所有表決權。短期 MMF 只能投資於其他短期 MMF。</p>	<p>任何超過基金資產 10% 的用途描述載於「基金說明」。基金和相關 UCITS / 其他 UCI 的年度管理費總額不得超過 3%。</p>

* 可能會包括 ETF。若 UCITS 或其他 UCI 均由同一家管理公司或另一家聯屬管理公司管理或控制，則視為與本 SICAV 有關聯。

5.與本 SICAV 有關聯的 UCITS 或其他 UCI 的股份*		
必須滿足第 4 列的所有非貨幣市場基金要求。本 SICAV 的年度報告必須註明在相關期間向基金和基金投資的 UCITS/其他 UCI 收取的年度管理和諮詢費總額。UCITS/其他 UCI 不能向基金收取認購或贖回股份的任何費用。	與第 4 列相同。若買方 MMF 和目標 MMF 均由同一家管理公司或另一家聯屬管理公司管理或控制，則該管理公司或該另一家公司將不得收取認購費或贖回費。	非 MMF 用途與第 4 列相同，另外基金不會向任何有關聯的 UCITS/其他 UCI 支付年度管理費或諮詢費。
6.本 SICAV 的其他基金的股份		
必須滿足第 4 列和第 5 列的所有非貨幣市場基金要求。目標基金不能反過來投資於買方基金（對等擁有權）。買方基金交出其所收購的目標基金股份的所有表決權。衡量一隻基金是否達到最低要求的資產水平時，不包括對目標基金投資的價值。	與第 4 列相同。	非 MMF 用途與第 4 列相同，另外基金不會向任何其他基金支付年度管理或諮詢費。
7.房地產和商品（包括貴金屬）		
禁止直接擁有商品或代表商品的憑據。只允許透過 2010 年法例允許的資產、技術和交易間接進行投資。用於透過金融衍生工具實現商品投資的金融指數符合 2008 年 2 月 8 日大公國條例第 9 條規定的要求。禁止直接擁有房地產和其他有形財產，惟本 SICAV 本身用於其營運的財產除外。	不允許任何形式的風險承擔。	可能造成重大風險的用途描述載於「基金說明」。不大可能直接購買房地產或有形財產。
8.在信貸機構的存款		
必須可按要求償還或提取，任何到期日必須在未來最多 12 個月內。這些信貸機構必須在歐盟成員國設有註冊辦事處；若沒有，則必須遵守 CSSF 認為至少與歐盟規則同樣嚴格的審慎監管規則。	與非貨幣市場基金相同。	任何用途的描述載於「基金說明」。
9. 輔助性流動資產		
在正常市場情況下，不超過投資組合淨資產的 20%。僅限即期銀行存款，例如在銀行的活期帳戶中持有且可隨時存入的現金。必須僅為司庫目的或為應對不利市況而持有的一段時間。若在特別不利的市況下屬合理，且符合股東的最佳利益，則輔助性流動資產可臨時佔到投資組合淨資產的 20%以上。	不超過投資組合淨資產的 20%。僅限即期銀行存款，例如在銀行的活期帳戶中持有且可隨時存入的現金。	常用於所有基金，並可廣泛用於臨時防禦性目的。
10. 衍生工具和現金等價物結算工具 另見第 107 頁「本組基金如何使用工具和技術」。		
相關資產必須為第 1、2、4、5、6 和 8 列所述的資產，或者必須為符合基金投資目標和政策的金融指數（符合 2008 年 2 月 8 日大公國條例第 9 條）、利率、外匯匯率或貨幣。所有用途均須由下文「整體風險的管理和監控」中描述的風險管理過程充分掌握。場外交易衍生工具必須符合以下所有準則：	必須在第 1 列提述的受監管市場或場外交易市場交易，並且滿足以下所有條件：	重大用途的描述載於「基金說明」。
<ul style="list-style-type: none"> 須有經可靠和可核查的獨立日常估值 能夠在任何時候根據本 SICAV 的倡議，按其公平值透過抵銷交易將之出售、結清或平倉 與受到審慎監督及屬 CSSF 認可類別的機構的交易對手合作 	<ul style="list-style-type: none"> 衍生工具的相關投資包括利率、匯率、貨幣或代表其中一個類別的指數； 衍生工具僅用於就本基金之其他投資所固有的利率或匯率風險進行對沖； 場外交易衍生工具交易之交易對手均為受到審慎規管和監管，並屬本基金的主管部門認可類別之機構； 場外交易衍生工具每天須接受可靠及可核實的估值，而且能夠在任何時候根據本基金的倡議，按其公平值透過抵銷交易將之出售、結清或平倉 	

*可能會包括 ETF。若 UCITS 或其他 UCI 均由同一家管理公司或另一家聯屬管理公司管理或控制，則視為與本 SICAV 有關聯。

11. 證券借貸、回購 / 反向回購協議 另見第 107 頁「本組基金如何使用工具和技術」。		
<p>必須僅用於有效率的投資組合管理。</p> <p>交易量不得干擾基金對其投資政策的追求，也不得干擾其滿足贖回的能力。使用證券借貸和回購交易時，基金必須確保其有足夠的資產來結算交易。</p> <p>所有交易對手都必須遵守歐盟審慎監管規則或 CSSF 認為至少同樣嚴格的規則。</p> <p>對於每筆交易，基金必須接收並持有抵押品，在交易期間的任何時候，抵押品至少相當於借出證券的全部現值。</p> <p>在回購協議的合約期內，基金在交易對手行使回購證券之權利前或回購期限屆滿前，不得出售該合約之相關證券。</p> <p>基金可透過以下途徑借出證券：</p> <ul style="list-style-type: none"> • 直接向交易對手借出 • 透過專門從事這類交易的金融機構組建的借貸系統 • 透過公認結算機構組建的標準化借貸系統 <p>本 SICAV 不能向第三方發放或擔保任何其他類型的借貸。</p> <p>基金必須有權終止任何證券借出、回購或反向回購交易，並有權收回已借出或受回購協議約束的證券。</p>	<p>不允許證券借貸。</p> <p>MMF 必須有權在最多提前兩個工作日發出通知的情況下終止回購或反向回購協議；</p> <p>對於反向回購協議，MMF 必須全額收回現金（按應計或按市值計價；如屬後者，必須使用該價值計算資產淨值）。</p> <p>回購協議必須符合以下所有準則：</p> <ul style="list-style-type: none"> • 不超過 7 個工作日 • 僅用於管理臨時流動性 • 未經基金事先同意，交易對手不得出售、投資、質押或以其他方式轉讓作為抵押品的資產 • 收到的現金不得超過 MMF 資產的 10%，並且必須存作存款或投資於由一個或多個歐盟級發行機構或第三國的中央機構或中央銀行發行或擔保的資產，並且在發行機構和證券層面都獲得有利的內部信貸評估 <p>透過反向回購協議接收的資產必須滿足以下所有條件：</p> <ul style="list-style-type: none"> • 市值在任何時候都必須至少等於所支付的現金 • 為上文第 2 列所述的貨幣市場工具 • 由獨立於交易對手的實體發行，預計不會顯示出與交易對手的高度關聯性 • 未經交易對手事先同意，MMF 不能出售、投資、質押或以其他方式轉讓作為抵押品的資產 • 對任一發行機構作出的風險承擔不得超過 15%，惟歐盟和國際發行機構則除外 <p>根據以下「風險分散要求」表中 A 列的例外情況一欄，透過反向回購協議接收的資產。</p>	<p>重大用途的描述載於「基金說明」。對於證券借貸，基金要求的抵押品高於法規規定者。</p>
12. 借款		
<p>本 SICAV 原則上不允許借款，惟臨時性除外，並且不得超過基金資產的 10%。然而，本 SICAV 可以透過背對背（內保外貸）貸款獲得外幣。</p>	<p>不允許任何形式。</p>	<p>目前並無基金擬向銀行借款。</p>
13. 短倉配置		
<p>禁止直接沽空。只能透過衍生工具間接作出短倉配置。</p>	<p>不允許任何形式的風險承擔。</p>	<p>任何可能產生重大風險的用途描述載於「基金說明」。</p>

主基金 — 聯接基金

本 SICAV 可建立符合主基金或聯接基金資格的基金，亦可將現有基金轉換為聯接基金，或將任何聯接基金轉換為不同的主基金。以下規則適用於任何作為聯接基金的子基金。

證券	投資要求	其他條款和要求
主基金單位	<ul style="list-style-type: none"> • 最少 85% 的資產 	
衍生工具和輔助性流動資產	<ul style="list-style-type: none"> • 最多 15% 的資產 	<p>衍生工具必須僅用作對沖。動產和不動產必須為直接從事聯接基金業務所必需。在衡量衍生工具風險承擔時，基金必須結合本身的直接風險承擔與主基金的風險承擔。</p>

額外的自願要求

某些基金已自願同意按某些要求管理其投資組合，藉此以便能夠在下述國家銷售基金，並在某些情況下向這些國家的投資者提供稅務惠益。本表僅列舉了涉及投資組合投資的要求，以及超出本適用於基金的要求（包括本認購章程中所述的基金自身限制）。

司法管轄區	要求	適用於
法國	<ul style="list-style-type: none"> 必須將其最少 75% 的資產投資於在歐盟、挪威或冰島發行的證券。 	在「基金說明」中註明有意符合法國股票儲蓄計劃稅法 (PEA) 的基金。
德國	<ul style="list-style-type: none"> 就 GITA 而言，若要被視作「股票基金」，必須將其超過 50% 的資產投資於符合「股權參與」資格的投資工具（「混合基金」至少為 25%）。 	註明有意符合德國投資稅法 (GITA) 的基金。
香港	<ul style="list-style-type: none"> 對任何一個國家的政府、公共 / 地方當局發行或擔保、且信貸評級未達投資級別的證券的投資不得超過其資產淨值的 10%，除非基金的投資目標中另有披露。 衍生工具風險承擔淨額不得超過基金資產淨值的 50%，惟富達基金 - 新興市場債券基金和富達基金 - 環球通脹連繫債券基金（最多 100%），以及富達基金 - 靈活債券基金和富達基金 - 策略債券基金（高於 100%）除外。 管理公司、投資經理及投資顧問或代表本基金、管理公司、投資經理及投資顧問的任何人士（如適用）為本基金投資於 UCITS 及 / 或其他 UCI 的單位 / 股份時，不得從該 UCITS 及 / 或其他 UCI 或其管理公司所徵收的任何費用或收費（如有）中，為其本身收取任何回佣，或就對任何有關 UCITS 及 / 或其他 UCI 的投資收取任何可量化的金錢利益。 除非基金的投資目標另有註明，否則在香港獲認可銷售的基金（現金基金和股票基金除外）可能投資於具有損失吸收特點的投資工具，可包括以下各類投資工具：額外一級資本 / 二級資本投資工具、CoCo 債券、主順位非優先受償債券（又可稱為三級資本債券），以及金融機構處置機制下有資格被視作具有損失吸收能力的其他投資工具。此類投資在任何時候將維持在基金資產淨值的 50% 以下。儘管有上述規定，富達基金 - 澳洲多元化股票基金可將其少於 30% 的總資產淨值投資於該等具有損失吸收特點的投資工具。 就投資目標未有訂明可直接投資於中國境內證券的基金而言，每隻基金現時不擬把合共超過 10% 的資產淨值，直接或間接投資於中國境內證券。 除非基金的投資目標另有註明，否則基金可透過中國銀行間債券市場將少於 70% 的資產投資於中國債券，或透過債券通將少於 70% 的資產投資於中國債券。 每隻現金基金必須維持不超過 90 日的平均投資組合到期期限，而且不得購入剩餘期限超過一年的投資工具，或如屬政府及其他公共證券，則不得超過兩年。現金基金投資於由同一家發行機構發行或存放的存款、可轉讓證券及貨幣市場工具的總值不得超過該現金基金淨資產的 10%，但下列情況除外：(a) 如屬存款，若發行機構是一家具規模的財務機構（定義見香港證券及期貨事務監察委員會的《單位信託及互惠基金守則》），且總金額並不超過發行機構已發行資本及已公佈儲備的 10%，則有關限額可以提高至現金基金淨資產的 25%；及 (b) 如屬由一個成員國、其地方當局、獲 CSSF 接納的非歐盟成員國或由一個或多個歐盟成員國組成的國際公共機構所發行或擔保的可轉讓證券及貨幣市場工具，則有關限額可增至 100%，惟有關現金基金必須持有最少六次不同發行的證券，而同一次發行的證券不得佔該現金基金資產淨值逾 30%。現金基金所投資的債務證券將持續受到監察，包括有關其信貸質素。債務證券的信貸研究涉及質化與量化分析，以及同類證券比較。 	在香港註冊的基金。
意大利	<ul style="list-style-type: none"> 對 FTSE MIB 指數或任何同等指數證券的投資不得超過其資產的 17.5%。 對 FTSE MIB 指數、FTSE Mid Cap 指數或任何同等指數證券的投資不得超過其資產的 3.5%。 	在「基金說明」中註明有意符合意大利個人長期儲蓄計劃 (Piano Individuale di Risparmio a lungo termine, PIR) 的基金。
南韓	<ul style="list-style-type: none"> 基金應向不記名公眾人士發行證券，而基金發行的 10% 或以上股份應在韓國境外出售。 基金 60% 或以上的淨資產將投資於或以其他方式管理以非韓國計價的證券。 基金不得將超過 35% 的資產投資於由任何 G20 成員國（並非歐盟或經合組織成員國）或新加坡的政府所發行或擔保的可轉讓證券及貨幣市場工具。 根據《韓國金融投資服務與資本市場法》(FSCMA) 在韓國註冊的每項基金不得把超過 30% 的總資產投資於集體投資工具，惟 FSCMA 第 229 條第 1 項所界定的集體投資工具除外。 設有防止利益衝突的政策，以免對股東利益構成或引致重大損失風險，其作用是遵從韓國法律法規下有關與利害關係人士進行交易的限制，即「外國集體投資商業實體或其聯營公司、任何前述公司的任何行政人員或重要股東(指以個人名義或任何其他人士的名義持有超過 10% 已發行股份的股東)，或該行政人員或股東的配偶，不得為其本身的利益進行任何集體投資資產交易，除非在與外國集體投資計劃交易的過程中（例如透過公開市場進行交易）不大可能發生利益衝突。」 	在韓國註冊的基金。
南非	<ul style="list-style-type: none"> 必須僅為有效率率的投資組合管理目的而使用衍生工具。衍生工具可為交易所買賣，或場外交易買賣衍生工具。 不得投資於基金中的基金或聯接基金。 	在南非註冊的基金。
台灣	<ul style="list-style-type: none"> 每隻基金為實現有效率率的投資組合管理而持有的衍生工具未沖銷部位的總價值，不得超過該基金資產淨值的 40%（或金管會不時訂定的該等其他百分比）；以及每隻基金為對沖目的而持有的衍生工具未沖銷部位的總價值，任何時候不得超過該基金所持有的有關證券的總市值； 基金於中國大陸的投資僅限於在中國大陸證券交易所或中國大陸銀行間債券市場上市或交易的證券。除非金管會另有指明，基金直接和間接投資於上述中國大陸證券的比重，在任何時候都不得超過基金資產淨值的 20%（或金管會不時訂定的該等其他百分比）。 台灣證券市場不得構成每隻基金投資組合中的主要投資地區。每隻基金在台灣證券市場的投資額均不得超過 FSC 不時訂定的若干百分比。 	在台灣註冊的基金，惟台灣金融監督管理委員會給予豁免的基金除外。

風險分散要求

為確保風險分散，基金不能將超過一定數量的資產投資於一家發行機構，具體定義如下。這些風險分散規則在基金運作的首6個月不適用，惟基金必須遵守風險分散的原則。

就本表而言，共享合併帳戶的公司（無論是否遵守第83/349/EEC號指令或公認國際規則）被視作單一發行機構。表格中間的直排括弧所顯示的百分比限制表示所有括弧內列對任何單一發行機構的投資上限。

投資/風險承擔上限，以基金資產的百分比表示

證券類別	於任何單一發行機構	總計	其他	例外情況
非貨幣市場基金				
A. 由一個主權國家、任何歐盟公共地方當局或一個或多個歐盟成員國所屬的任何公共國際機構發行或擔保的可轉讓證券和貨幣市場工具。	35%	35%	在基金將超過 5% 的資產投資於其債券的任何發行機構中佔 80%	<p>若基金按照風險分散原則進行投資，並符合以下所有準則，則可將其最多 100% 的資產投資於單一發行機構：</p> <ul style="list-style-type: none"> 投資於至少 6 次不同的發行 對任何單一發行投資最多 30% 證券由歐盟成員國、其地方當局或機構、經合組織成員國或 G20 成員國、新加坡或由一個或多個歐盟成員國所屬的公共國際機構發行 <p>C 列所述的例外情況也適用於這一系列。</p>
B. 由註冊辦事處位於歐盟成員國，並依法接受旨在保護債券持有人的特殊公共監督的信貸機構發行的債券*。	25%			
C. 以上 A 列和 B 列所述的證券和貨幣市場工具以外的任何可轉讓證券和貨幣市場工具。	10%	20%	在同一集團內的可轉讓證券和貨幣市場工具中佔 20%。在基金將超過 5% 的資產投資於其債券的任何發行機構中佔 40%（不包括存款和場外交易衍生工具合約的交易對手風險承擔）。	對於指數追蹤基金來說，倘為已公佈、足夠風險分散的指數，足以作為其市場的基準，並獲 CSSF 認可，則 10% 可增加至 20%。當某一證券在其交易的受監管市場上佔主導地位時，20% 可增加至 35%（惟僅限於一個發行機構）。
D. 在信貸機構的存款。	20%			
E. 以上述第 8 列（本節第一張表格）定義的信貸機構為交易對手的場外交易衍生工具。	風險承擔上限為 10%（場外交易衍生工具和有效率的投資組合管理技術相結合）			為遵守 A 至 D 列和 G 列規定，合資格指數的衍生工具不計入其中（即未穿透至構成指數的證券）。
F. 與任何其他交易對手的場外交易衍生工具。	風險承擔上限為 5%			
G. 上文第 4 列和第 5 列中定義的 UCITS 或 UCI 的股份（本節第一張表格）。	如基金的目標和政策並無具體說明：在一個或多個 UCITS 或其他 UCI 中佔 10%。如有具體說明： <ul style="list-style-type: none"> 在任何一個 UCITS 或 UCI 中佔 20% 除 UCITS 外，在所有 UCI 中共佔 30% 在所有 UCITS 中共佔 100% 		其資產和負債分隔的傘子結構目標基金被視為獨立的 UCITS 或其他 UCI。為遵守本表 A 至 F 列的規定，UCITS 或其他 UCI 持有的資產不計入其中。	

* 這些債券還必須將其發行的所有款項投資於以下資產：在債券的有效期內能夠覆蓋債券所附的所有債權的資產，或在發行機構破產的情況下，將優先用於償還本金和應計利息的資產。

投資/風險承擔上限，以基金資產的百分比表示

證券類別	於任何單一發行機構	總計	其他	例外情況
貨幣市場基金				
H. 貨幣市場工具	5%	5%		經監管機構批准，並在組成文件和市場推廣文件中披露包括可投資5%或以上資產的發行機構名單，若基金按照風險分散原則進行投資，並在任何一次發行上投資不超過30%，則基金可最多投資於由歐盟成員國、其地方當局或機構、經合組織成員國或G20成員國、新加坡或由一個或多個歐盟成員國所屬的公共國際機構發行的6次發行，惟風險承擔淨額不超過100%。
I. 由同一機構發行的貨幣市場工具、證券化產品和ABCP	5%			
J. 由註冊辦事處位於歐洲國家，並依法接受旨在保護債券持有人的特殊公共監督的信貸機構發行的債券。	10%	15%	在基金將超過5%的資產投資於其債券的所有發行機構中共佔40%	減損：VNAV MMF 基金最多可投資10%，惟其投資超過自身資產5%的每個發行機構持有的此類貨幣市場工具、證券化產品和ABCP的總價值不超過其資產價值的40%。對證券化產品和ABCP的總風險承擔不超過20%（非STS風險承擔為15%）。 發行該等債券所得款項必須投資於在債券有效期內能夠償付債券所附債權的資產，若發行機構倒閉，所得款項將優先用於報帳本金和支付應計利息。
K. 由單一信貸機構發行的債券，惟須符合歐盟託管法第2015/61號第10(1)條(f)款或第11(1)條(c)款的要求。	20%			
L. 在信貸機構的存款。	10%			倘MMF所在司法管轄區內沒有足夠的可行信貸機構使其滿足風險分散要求，並且在另一個成員國存款在經濟上不可行，則增加到15%（並且H列至L列風險承擔的總限額可從15%增加到20%）。經當地監管機構批准，對歐盟和國際發行機構發行或擔保的工具可增加至100%。
M. 場外交易衍生工具。	對任一交易對手的風險承擔為5%			
N. 反向回購協議。	對任一交易對手的現金為15%			收到的資產：對任一特定發行機構的風險承擔不超過15%，除非這些資產採取滿足第1列中100%減損要求的貨幣市場工具形式。

對所有權集中度的限制

這些限制旨在防止本SICAV或基金在擁有某一特定證券或發行機構的重大比例所有權時（對其自身或發行機構而言）可能產生的風險。就本表及下方的風險分散表而言，共享合併帳戶的公司（無論是否遵守第83/349/EEC號指令或公認國際規則）被視作單一發行機構。基金在行使附屬於投資組合資產的認購權時，不需要遵守下文所述的投資限制，惟要按照「一般投資權力及限制」的緒言，對由此產生的違反投資限制的行為進行糾正。

證券類別

所有權上限，以已發行證券總價值的百分比表示

非貨幣市場基金

附帶表決權的證券	低於使本 SICAV 能夠對發行機構的管理施加重大影響	若當時無法計算出債券或貨幣市場工具的總額或已發行工具的淨額，則在購買時可以忽略這些限制。	這些規則不適用於： <ul style="list-style-type: none">• 上表第 1 列所述的證券• 主要在本國投資，並且根據 2010 年法例，是投資組合在該國投資的唯一途徑的非歐盟公司的股份• 購買或回購僅在本國提供管理、諮詢或行銷，並在完成後可根據 2010 年法例為本 SICAV 股東實現交易的附屬公司的股份
任一發行機構的無表決權證券	10%		
任一發行機構的債務證券	10%		
任一發行機構的貨幣市場證券	10%		
傘子 UCITS 或 UCI 的任何子基金的股份	25%		

貨幣市場基金

任一發行機構的貨幣市場工具、證券化產品和 ABCP	10%	不適用於歐盟和國際發行機構所發行或擔保的貨幣市場工具。
---------------------------	-----	-----------------------------

整體風險的管理和監控

本管理公司已實施經董事會批准和監督的風險管理程序，以隨時監測和衡量每隻基金來自直接投資、衍生工具、技術、抵押品和所有其他來源的整體風險類別。有關風險管理程序的進一步資訊，可向本管理公司索取。

整體風險承擔評估於每個交易日計算（無論基金是否計算當天的資產淨值），並包含許多因素，包括對衍生工具持倉產生的或然負債的覆蓋、交易對手風險、可預見市場走勢以及可用於變現持倉的時間。

嵌入可轉讓證券或貨幣市場工具的任何衍生工具都算作基金持有的衍生工具，而透過衍生工具（某些基於指數的衍生工具除外）獲得的對任何可轉讓證券或貨幣市場工具的風險承擔都算作對這些證券或工具的投資。

風險監控方法 有三種主要風險衡量方法：承擔法和兩種形式的風險值法，即絕對風險值法和相對風險值法。這些方法描述如下，每隻基金使用的方法載於「基金說明」中。本管理公司根據基金的投資政策和策略，選擇基金將採用的方法。

方法	說明
絕對風險值法	基金試圖估計其於正常市況下一個月（20 个交易日）內可能遭遇的市場風險造成的最大潛在損失。該估計基於過去 12 個月（250 個營業日）的基金表現，並要求在 99% 的時間裡，基金的最壞表現不差於資產淨值下降 20%。
相對風險值法	基金的相對風險值以基準或參考投資組合的倍數表示。基金試圖估計其於正常市況下一個月（20 个交易日）內可能遭遇的市場風險造成的潛在損失。該估計基於過去 12 個月（250 個營業日）的基金表現，並要求在 99% 的時間裡，基金的最壞結果不能超過相關基準或參考投資組合的風險值的 200%。
承擔法	基金在計算其整體風險承擔時，會考慮相關資產的同等持倉的市值或衍生工具的名義價值（如適用）。這使基金能夠考慮任何對沖或抵銷部位的作用，從而減少其整體風險承擔。因此，某些類型的無風險交易、無槓桿交易和非槓桿掉期不包括在計算中。使用此方法的基金必須確保其整體市場風險承擔不超過其資產的 210%（100%來自直接投資，100%來自衍生工具，10%來自借款）。

總槓桿率 任何使用風險值法的基金都必須計算其預期的總槓桿水平（載於「基金說明」中）。一隻基金的預期槓桿率為一般性說明，並非監管限制；實際槓桿率可能會不時地超過預期水平。然而，基金對衍生工具的使用將與其投資目標、投資政策和風險類別保持一致，並將遵守其風險值限制。

總槓桿率是衡量由所用全部衍生工具及用於有效率的投資組合管理的任何工具或技術所產生的槓桿率。以「名義價值之和」計算（所有衍生工具的風險承擔，不把反向部位視為相互抵銷）。由於這種計算方法既不考慮對市場走勢的敏感度，也不考慮衍生工具是否增加或減少基金的整體風險，因此其可能不代表基金的實際投資風險水平。

本組基金如何使用工具和技術

目的與監管框架

基金可利用下述工具和技術進行有效率的基金管理，即降低風險或成本或產生額外的資本或收益，以獲得某些投資或市場的風險承擔，以及對沖各種類型的風險。所有用途均必須符合本認購章程中定義的基金的風險類別、目標和投資策略，以及2010年法例、UCITS指令、2008年2月8日的大公國條例、CSSF通告第08/356號和第14/592號、ESMA準則第14/937號、歐盟證券融資交易（SFT）法規第2015/2365號和任何其他適用法律法規。

與工具和技術相關的風險載於「風險描述」中。

基金可以使用的衍生工具

衍生工具為一種金融合約，其價值取決於一個或多個參考資產（例如證券或一籃子證券、指數或利率）的表現。衍生工具可能為場外交易（「場外交易」）及/或交易所買賣工具。

在始終遵守其投資政策的情況下，每隻基金可以投資於任何類型的金融衍生工具。（關於MMF基金，請參考「與基金有關的規則」）。可包括目前構成最常見衍生工具的以下類型：

- 金融期貨（根據未來價值交付付款的合約），如證券、利率、指數或貨幣的期貨
- 期權（賦予在規定時間內買入或賣出資產的權利或義務的合約），如股票、利率、指數（包括商品指數）、債券、貨幣或掉期（掉期期權）以及期貨的期權。
- 認股權證（賦予在規定時間內以一定價格購買或出售股票或其他證券的權利的合約）
- 遠期（在未來某日以特定價格購買或出售某項資產的合約），如外匯合約
- 掉期（雙方交換兩種不同參考資產的收益的合約），如外匯、指數、通脹率或利率的掉期，以及波幅或一籃子股票的掉期，惟不包括單獨列出的總回報、信貸違約或差異掉期
- 信貸衍生工具，如信貸違約掉期，或CDSs（合約中一方從交易對手收取費用，以換取同意在破產、違約或其他「信貸事件」發生時，向交易對手支付用於彌補後者損失的款項）
- 結構性衍生工具，如信貸掛鉤和股票掛鉤證券
- 差價合約（其價值基於兩個參考計量（如一籃子證券）之間的差異的合約）
- 總回報掉期或其他具有類似特徵的衍生工具（TRS）（在相關交易中，交易一方根據固定或浮動利率向交易另一方付款，而後者則轉出總經濟表現，包括參考義務（如股票、債券或指數）的利息和費用收益、價格變動損益以及信貸損失）；TRS可為有注資或無注資（即有或無要求的預付款項）。TRS交易將基於單一名稱股票和固定收益工具或金融指數進行。基金擬根據有關金融衍生工具使用的規定，並在基金說明中披露的最高和預期水平內使用TRS（包括差價合約）。

期貨一般為交易所買賣。所有其他類型的衍生工具通常為場外交易。

對於任何與指數掛鉤的衍生工具，指數提供者決定重新平衡的頻率，對相關基金成本的影響將取決於重新平衡的頻率。

基金的衍生工具用途

在符合「基金說明」中所述的目標和政策的情況下，基金可將衍生工具用於任一以下目的。

對沖 對沖指採取與其他基金投資所建立的部位（且不超過該部位）方向相反的市場部位，目的是減少或抵銷對價格波動或對造成價格波動的某些因素的風險。

• **信貸對沖** 通常使用信貸違約掉期進行。其目的是為對信貸風險進行對沖。這包括購買或出售針對特定資產或發行機構風險的保護，以及代理對沖（在可能與被對沖部位表現類似的不同投資中採取相反的部位）。

• **貨幣對沖** 通常使用貨幣遠期進行。其目的是為了對貨幣風險進行對沖。可以在基金層面進行，而對於H股，則可以在股份類別層面進行。所有貨幣對沖必須涉及適用基金基準內的貨幣或符合其目標和政策的貨幣。當基金持有以多種貨幣計價的資產時，它可能不會對佔資產比例較小的貨幣或者對沖不划算或無法對沖的貨幣進行對沖。基金可以進行：

直接對沖（相同貨幣，相反部位）

交叉對沖（減少對一種貨幣的風險承擔，同時增加對另一種貨幣的風險承擔，對基本貨幣的風險承擔淨額保持不變），當能有效率地實現所需的風險承擔時。

代理對沖（在被認為可能與基本貨幣表現類似的不同貨幣中採取相反部位）。

預期性對沖（在預期因所計劃的投資或其他事件而產生風險的情況下採取對沖部位）

• **存續期限對沖** 通常使用利率掉期、掉期期權和期貨進行。其目的是尋求減少對較長存續期限債券的利率變動的風險。存續期限對沖僅能在基金層面進行。

• **價格對沖** 通常使用指數期權（具體而言，透過賣出認購期權或買入認沽期權）進行對沖。對此類對沖的使用一般限於指數的構成或表現與基金的構成或表現之間有足夠的相關性。其目的是對部位的市值波動進行對沖。

• **利率對沖** 通常使用利率期貨、利率掉期、賣出利率認購期權或買入利率認沽期權。其目的是管理利率風險。

投資風險 基金會使用任何允許的衍生工具來獲得對允許資產的風險承擔，尤其在直接投資在經濟上沒有效率或不可行時。

槓桿 基金可以使用任何允許的衍生工具來增加其總投資風險承擔，超過直接投資所能實現的風險承擔。槓桿通常會增加基金的波動性。

指數複製 衍生工具可用於複製證券或資產類別（如商品指數或物業）的表現。其他策略包括來自跌價中受益的部位、來自曝險於特定發行機構或資產之與一般市場無法連結之特定回報組成的部位或者不運用衍生工具就不會存在的部位。

現金基金 僅可使用金融衍生工具以作對沖相關現金基金的其他投資所固有的利率或匯率風險之用。

所有基金 均可使用衍生工具來管理風險，產生與其投資的資產類別相關的收益或資本增長，惟條件是：(a)在兌現成本效益方面是具有經濟合適性的；(b)達到下列一個或多個目的：(i)降低風險、(ii)降低成本和(iii)為相關基金製造額外資本或收益（風險水平須與基金的風險類別及基金的風險分散規則一致）；以及(c)本 SICAV 的風險管理程序充份掌握其風險。

基金可以使用以相關固定收益資產或其成份為基準的衍生工具，以便 (i) 透過運用利率或債券期貨、期權和利率、總回報或通脹掉期增加或降低利率風險（包括通脹）；(ii) 透過運用債券期貨、期權、信貸違約和總回報掉期買賣單一

發行機構或多個發行機構與一籃子產品或指數關聯的部份或全部信貸風險；以及 (iii) 透過運用遠期（包括不交收遠期和貨幣掉期）對沖、減少或增加貨幣風險。

基金可以使用的工具和技術

基金可以對其持有的任何和所有證券使用以下工具和技術，惟必須用於有效率的投資組合管理（如上所述）。

證券借貸

基金擬按照基金資料披露的預期和最高水平，為有效率的投資組合管理，進行股票、其他權益證券工具和債券的證券借貸交易。於本認購章程發行之日，概無基金訂立保證金融資交易。

證券借貸交易是否訂立將視乎市場機會，特別是對各基金投資組合持有的證券之市場需求及相較投資側市場狀況的交易預期收入而定。

訂立的證券借貸交易完全是為了產生符合基金投資目標和風險類別的額外價值。因此，對基金可能參與此類交易的頻率並無限制。於任何情況下，上述運作均不得致使基金偏離其於本認購章程所載的投資目標，或承擔高於本認購章程所述投資組合風險的額外風險。

本管理公司確保將交易量控制在一定的水平，以隨時滿足贖回要求。

交易對手：該等證券借貸的交易對手須遵從CSSF視為等同於歐盟法相關規定的審慎監管規則並專門從事此類交易。該等交易的交易對手通常為經合組織成員國內擁有投資級別信貸評級的金融機構。所選定的交易對手必須符合SFTR規範第3款規定。

支付予基金的收入：至於證券借貸交易，其產生的總收入至少 87.5%將歸屬於基金，最多 12.5%用於支付借貸代理（非投資經理的聯屬企業）的費用。借貸代理因該等證券借貸交易而承擔的營運費用（無論為直接還是間接）由其費用中負擔。關於實際回報之細節將於本 SICAV 的年度財務報告及帳目中公佈。

借貸代理、抵押品代理、抵押品管理人：本 SICAV 已委任紐約有限合夥企業 Brown Brothers Harriman & Co.（其在馬薩諸塞州波士頓市設有辦事處）和花旗銀行倫敦分行（均為「借貸代理」）負責證券借貸交易和抵押品管理。兩位借貸代理均非投資經理之關係企業。

回購和反向回購協議交易

回購交易受協議規管，根據協議，資產擁有人同意向另一方出售證券以換取現金抵押品並同意於指定日期按指定（更高）價格回購該證券。反向回購交易與回購交易相反，其中現金持有人同意向另一方出售現金以換取證券抵押品並同意於指定日期按指定（更高）價值回購現金。

基金擬為有效率的投資組合管理之目的，根據基金模塊所披露之預期值及最高值從事回購及反向回購交易。

基金可訂立反向回購協議及 / 或回購協議交易，惟該基金須能隨時(a)收回反向回購協議中的全部現金或收回回購協議規定的任何證券，或(b)根據適用規例並按照回購協議中的現行市價終止該協議。在此情況下，不超過七日的定期交易應視為可令本 SICAV 隨時收回資產的安排。

在投資經理認為相關市價將令有關基金在訂立任何此等交易時享受更高效的現金管理或更高的投資組合回報之情況下，回購協議交易及反向回購協議交易將適時臨時訂立。

交易對手：該等交易的交易對手須遵從 CSSF 視為等同於歐盟法相關規定的審慎監管規則並專門從事此類交易。該等

交易的交易對手通常為經合組織成員國內擁有投資級別信貸評級的金融機構。所選定的交易對手必須符合 SFTR 條例第 3 款規定。

支付予基金的收入：執行回購交易或反向回購交易產生的收入（或虧損）100%分配給基金。投資經理不會就該等交易收取任何額外的費用或收受任何額外的收入。關於實際回報之細節將於本基金的年度財務報告及帳目中公佈。

使用情況和費用的披露位置

以下內容於當前採用它們的基金的「基金說明」中披露：

- 對於總回報掉期、差價合約和類似的衍生工具：最高和預期風險承擔以資產淨值的百分比表示。
- 對於回購和反向回購協議交易：最高和預期風險承擔以資產淨值的百分比表示
- 對於證券借貸：最高和預期限限制以資產淨值的百分比表示

以下內容於財務報告中披露：

- 用於有效率的基金管理的所有工具和技術的使用情況
- 就此使用情況而言，每隻基金收到的收入、發生的直接和間接營運成本和費用
- 收取上述成本和費用之付款的人士，以及收款人可能與 FIL集團的任何聯屬機構或保管機構的任何關係
- 關於抵押品的性質、使用、再使用和保管的資訊
- 本SICAV在報告所涉期間使用的交易對手，包括主要抵押品交易對手

支付給借貸代理的費用不包括在持續費用中，因為這些費用從支付給本基金的收入中扣除。

衍生工具的交易對手和技術

本管理公司採用交易對手風險管理架構，以量度、監察和管理交易對手信貸風險。除了「一般投資權力及限制」表中第10列和第11列的要求外，還將根據以下標準對交易對手進行評估：

- 監管狀況
- 地方立法提供的保護
- 營運流程
- 信譽分析，包括審查現有信貸價差或外部信貸評級；對於CDSs和差異掉期，交易對手必須為一流的金融機構
- 在所涉的特定類型衍生工具或技術方面的經驗和專業程度

法律地位和原籍國或居住地本身並不直接被視為選擇準則。

除非本認購章程中另有說明或經董事同意，否則基金衍生工具的任何交易對手都不能擔任基金的投資經理，或以其他方式對基金投資或交易的構成或管理或對衍生工具的相關資產有任何控制或批准。

借貸代理將不斷評估每個證券借入人履行其義務的能力和意願，本SICAV保留排除任何借入人或隨時終止任何貸款的權利。與證券借貸相關的交易對手風險和市場風險通常較低，並由借貸代理提供的交易對手違約保護和收到的抵押品進一步緩解。

抵押品政策

這些政策適用於從交易對手收到的與證券借貸、反向回購交易和場外交易衍生工具交易有關的資產。

可接受抵押品 所有作為抵押品接受的證券必須具高質素。

抵押品必須為以下形式：

- 流動資產（即現金和短期銀行存單，2007年3月19日歐盟理事會指令第2007/16/EC號中定義的貨幣市場工具）及其等價物（包括信用狀和由不隸屬於交易對手的一級信貸機構提供的一索即付擔保）；
- 由經合組織成員國或其地方當局或運作範圍為歐盟、區域或世界的超國家機構和企業發行或擔保的債券；
- 按日計算資產淨值，並獲賦予AAA或同等評級的貨幣市場基金所發行的股份或單位；
- 主要投資於滿足(c)項條件的債券 / 股票的UCITS所發行的股份或單位；
- 由一流的發行機構發行或擔保，並提供足夠流動性的債券，或
- 在經合組織成員國的受監管市場或證券交易所獲接納或交易的股票，惟前提為相關股票已列入主要指數

透過回購期權購買或可根據反向回購協議購買的證券，僅限於第(a)、(b)、(c)、(e)及(f)條所規定的證券類型。

非現金抵押品必須在受監管市場或定價透明的多邊交易設施上買賣，並且必須能夠以接近其售前估值的價格快速出售。

為確保抵押品在信貸風險和投資相關性風險方面適當地獨立於交易對手，不接受交易對手或其集團發行的抵押品。抵押品預計與交易對手的表現不存在高度相關性。

根據信貸限額監控與交易對手相關的信貸風險承擔。所有抵押品都應該能隨時被基金完全強制執行，而不需要知會交易對手或得到其批准。

在任何交易中從交易對手收到的抵押品都可以用來抵銷對該交易對手的總體風險承擔。

為了避免不得不處理小數額的抵押品，本SICAV可以設定一個最低抵押品數額（低於此數額將不需要抵押品）或一個閾值（超過此數額將不要求增加額外的抵押品）。

風險分散 本SICAV持有的所有抵押品必須按國家、市場和發行機構進行風險分散，對任何發行機構的風險承擔不得超過基金淨資產的20%。若在基金說明中註明，基金可以接受的抵押品為成員國、一個或多個地方當局、第三國或成員國所屬的一個或多個公共國際機構發行或擔保的不同可轉讓證券和貨幣市場工具。在此情況下，基金應從至少6次不同發行中獲得抵押品，並且屬於任一發行的抵押品都不能超過基金資產的30%。

抵押品的再利用和再投資 若基金將現金抵押品用作再投資，將會被存為存款或投資於高質素的政府債券、反向回購交易或每日計算資產淨值並擁有AAA或同等評級的短期貨幣市場基金（根據《歐洲貨幣市場基金共同定義指引》的定義）。計算各相關基金與衍生工具相關的整體風險承擔時將考慮該等再投資，特別是在再投資產生槓桿作用的情況下。所有投資必須符合上述披露的風險分散要求。

若基金將證券借貸的抵押品投資於反向回購交易，則適用於證券借貸的限制將延伸至反向回購交易。

非現金抵押品將不會被出售、再投資或質押。

抵押品保管 將所有權轉讓給基金的抵押品（以及其他可以保管方式持有的證券）將由保管機構或分託管人持有。對於其他類型的抵押品安排，如質押協議，抵押品可以由第三方託管人持有，且該託管人受審慎監管，並與抵押品提供者無關聯。

估值和扣減率 所有抵押品採用按市值計價（每天使用可用市場價格進行估值），並考慮到任何適用的扣減率（對抵押品價值的折扣，旨在針對抵押品價值或流動性的任何下

降提供保護）。基金可以要求交易對手提供額外的抵押品（變動保證金），以確保抵押品的價值至少等於相應的交易對手風險承擔。

各基金目前採用的扣減率如下：

這些扣減率考慮了可能影響波動性和損失風險的因素（例如信貸質素、期限和流動性），以及可能不時進行的任何壓力測試的結果。扣減率不適用於現金抵押品。本管理公司可隨時調整這些扣減率，而無需提前通知，惟須將任何此類變更納入認購章程的更新版本。

在合約有效期內，收到的抵押品價值應至少等於借出證券整體估值的105%（如屬股票），或至少等於借出證券總價值的102%（如屬債券）。回購協議和反向回購協議一般要求於協議期限內任何時候提供至少相當於其名義金額100%的抵押品。

	允許作為抵押品	扣減率
場外交易金融衍生工具交易	現金（美元、歐元、英鎊、澳元或日圓）	0%
證券借貸交易 - 股票	G10 主權國家發行的政府債券 現金（美元、歐元或英鎊）	5%
證券借貸交易 - 債券	G10 主權國家發行的政府債券 現金（美元、歐元或英鎊）	2%
反向回購協議交易	指定主權債務或按基金/交易對手商定的對某些非政府公共部門機構的風險承擔（以特定貨幣計價）	最高 2.818% (按規定和剩餘期限而定)

貨幣市場基金條例

法律和監管框架 貨幣市場基金條例（正式名稱為歐洲議會和理事會2017年6月14日關於貨幣市場基金的歐盟條例第2017/1131號）適用於在歐盟境內註冊或發售的所有貨幣市場基金。該條例旨在使貨幣市場基金更具韌性，並確保它們在受壓市場情況以及大量或突然贖回時能夠保持流動性。

貨幣市場基金的類型 該條例允許以下類別的基金：

基金類型	短期	標準
公債固定資產淨值	●	—
低波幅資產淨值	●	—
可變資產淨值	●	●

投資組合規則

由於每隻現金基金皆符合短期可變資產淨值貨幣市場基金的條件，故亦須持續符合下列所有要求：

- 其投資組合的WAM不超過60天；及
- 其投資組合的WAL不超過120天。
- 現金基金至少7.5%的總淨資產由每天到期的資產、提前一個工作日通知可終止的反向回購協議或提前一個工作日通知可提取的現金所組成。
- 現金基金至少15%的總淨資產由每週到期的資產、提前五個工作日通知可終止的反向回購協議或提前五個工作日通知可提取的現金所組成。為進行上述計算，貨幣市場工具或者其他貨幣市場基金的單位或股份可納入有關現金基金的每週到期的資產中，最高可達其總淨資產的7.5%，前提是可以在五個工作日內贖回和結算。

若由於相關現金基金無法控制的原因或因行使認購權或贖回權而超出本段所述限額，則基金應在適當顧及股東利益的情況下優先糾正這種情況。

信貸和壓力測試程序

程序描述

根據貨幣市場基金條例及相關的補充託管法，本管理公司將確保制訂、實施和貫徹以審慎地、系統性地以及持續性的評估方法為基礎而定製的內部信貸質素評估流程，致使系統地釐定符合貨幣市場基金資格之基金的信貸質素。本管理公司已核准四套獨立的信貸質素評估流程：(i)主權發行機構，(ii)政府相關發行機構，(iii)金融企業發行機構，以及(iv)非金融企業發行機構。

內部信貸質素評估流程的監督將由本管理公司負責，且由固定收益投資風險委員會（「FIIRC」）協助，後者是負責固定收益風險監督的獨立委員會。FIIRC乃至本管理公司最終負責確保信貸質素評估中使用的資料質素良好、為最新的資料並來自可靠的來源。

指定分析師將根據規定至少每年對核准清單上的所有發行機構和擔保人進行一次信貸評估。FIIRC負責並最終由本管理公司確保滿足年度頻率要求。FIIRC乃至本管理公司最終將負責決定是否發生重大變化，以致分析師需要為受影響的發行機構或擔保人準備新的信貸評估。

在釐定發行機構和工具的信貸質素時，本管理公司將確保不會僵化地過度依賴外部評級。

信貸質素評估流程的適當性將每年進行評估（必要時增加評估的頻率），有關變更將由高級管理層及/或本管理公司核准。若貨幣市場基金法規有重大變更以致於可能影響工具的既有評估，將重新進行信貸質素評估。此外，內部信貸質素評估流程會持續受到監控。

方法描述

本管理公司已具備一份合資格發行機構清單（稱為「核准清單」），只允許貨幣市場基金投資於該清單上發行機構所發行的工具。清單上的每個發行機構皆獲分配一位信貸研究團隊的分析師。

本管理公司已制訂有效的流程，以確保獲得發行機構和工具特徵的相關最新資訊。

發行機構或擔保人及其工具的信貸風險將由本管理公司負責的指定分析師單獨釐定，並將以關於發行機構或擔保人償債能力的獨立分析為基礎。該釐定過程遵循一套系統化的四步驟流程，按照託管法第2018/990號第3章和第20條第1段設計。發行機構或擔保人及其工具必須通過四個步驟中的每一步。這些步驟可包括以下要素（如適用）：

- i. 量化因素：發行機構必須達到或超過諸如財務比率及宏觀經濟表現等量化指標的預設門檻，包括但不限於資本化、流動性、資產質素、獲利能力、槓桿率、經調整息稅折舊攤銷前利潤/利息、流動性來源、人均國內生產總值、失業率、世界銀行政府效能評分、銀行不良貸款率、政府利息開支佔政府收入比例。
- ii. 外部因素和市場主導因素：發行機構必須透過有關工具的債券或CDS息差的相關門檻，並獲得穆迪及/或標準普爾最低A3或A-的外部信貸評級。
- iii. 質化因素：指定分析師會考慮對發行機構或擔保人進行全面審慎信貸質素評估之必要質化因素，包括但不限於管治、業務模式、風險類別、宏觀環境、多元化、政府穩定性、政府計劃、貨幣實力。
- iv. 工具特定因素：指定分析師會考慮對衡量工具之高信貸質素和流動性的必要工具特定因素，包括但不限於工具是否為直接和無條件支付義務、還本付息時間的靈活度、工具的支付等級及其流動性狀況。

就政府相關的發行機構和擔保人，將採用不同的方法。政府相關發行機構或擔保人的信貸質素主要取決於政府相關發行機構或擔保人與主權國家之間聯繫的強度。因此，評估側重於這種聯繫的強度（譬如所有權、明示或默示擔保、支持障礙、客戶關係、共同風險承擔、經濟重要性、評級機構作出的分類等），若政府相關發行機構的違約概率被認為與主權國家密切相關，則予以肯定評價。

只有當發行機構或擔保人及其工具透過各階段流程後，才會獲得肯定評價並獲納入核准交易對手清單。

對所有發行機構或擔保人的核准交易對手風險至少每年進行一次信貸評估，並至少每年通報高級管理層及/或本管理公司。

信貸質素評估中所使用的數據均來自可靠來源，包括但不限於彭博社、信貸評級機構、Haver Analytics、國際貨幣基金組織，部份直接來自正式的公司報告。此外，所採用的方法是透過以穆迪之數據為基礎的全面回溯測試進行驗證，以確保用於評估信貸質素的準則保持穩健。

禁止外部支援 屬於MMF的任何基金都未接受第三方（包括該MMF的營辦機構）的任何直接或間接支援。這延伸到現金注入、以經膨脹價格購買組合資產、發出擔保或者意在或效果為保證MMF的流動性或其資產淨值的穩定性的任何其他行動。

其他要求 貨幣市場基金條例的其他要求載於「一般投資權力及限制」一節。

投資基金

股份類別

於每隻基金內，本SICAV可以建立和發行股份類別。雖然一隻基金內的所有股份類別通常投資於相同的證券組合，賦予相同的所有權，獲得相同的投資結果，但一些股份類別可能有不同的費用、投資者資格要求和其他特徵，以適應不同投資者的需求。在作出初始投資之前，投資者將被要求證明他們有資格投資於某個股份類別，例如機構投資者或非美國人士身份的證明。

每個股份類別先以一個基礎股份類別標籤（如下表所述）標識，然後以任何適用的補充標籤（在表後描述）標識。例如，「A CDIST(G) GBP」表示打算從總收益和資本中進行年度分派，並以英鎊計價的A類股份。

所有類別的最高費用和最低投資金額見下表。每隻基金的特定股份類別的最高費用於每隻基金的資訊中顯示。

並非所有股份類別都可在某一司法管轄區獲得。有關您所在司法管轄區的更新和完整股份類別清單，請造訪 fidelityinternational.com 或您的分銷商或中介機構。

股份類別特徵 見表下註釋

類別	適用於	資產類別	最低投資額 (美元) ¹		最高交易費			最高年費		行政管理費
			首次投資	再次投資	認購費	或然遞延銷售費	銷售費	管理費	分銷費 ³	
A	所有投資者	組合基金	6,000	1,500	5.25%	—	—	1.50%	—	0.35%
		債券基金	2,500	1,000	3.5%	—	—	1.50%	—	0.35%
		現金基金	2,500	1,000	—	—	—	1.50%	—	0.35%
		儲備基金	500,000	100,000	—	—	—	1.50%	—	0.35%
		系統性多元資產基金	6,000	1,500	5.25%	—	—	1.50%	—	0.35%
		絕對回報基金、多元資產基金、目標日期基金	2,500	1,000	5.25%	—	—	1.80%	—	0.35%
		其他基金	2,500	1,000	5.25%	—	—	1.50%	—	0.35%
B ²	所有投資者	全部	2,500	1,000	—	3%	—	1.80%	1.00%	0.35%
C	所有投資者	全部	2,500	1,000	—	—	—	1.50%	1.00%	0.35%
D	某些國家的機構；董事會、管理公司或其各自的代表所允許的投資者	股票基金	2,500	1,000	4%	—	—	1.50%	0.50%	0.35%
		多元資產基金	2,500	1,000	4%	—	—	1.50%	0.50%	0.35%
		債券基金	2,500	1,000	3%	—	—	1.50%	0.50%	0.35%
		現金基金	2,500	1,000	—	—	—	1.50%	—	0.35%
		目標日期基金	2,500	1,000	—	—	—	1.50%	0.00%	0.35%
E	所有投資者	全部	2,500	1,000	—	—	—	1.50%	0.75%	0.35%
I ⁴	符合總分銷商規定要求的機構投資者	其他基金	10,000,000	100,000	—	—	—	0.80%	—	0.05%
		絕對回報基金	10,000,000	100,000	—	—	—	1.05%	—	0.05%
J	預留給特定基金或基金投資者	全部	500,000	100,000	—	—	—	1.50%	—	0.35%
P ⁵	屬於退休基金或投資於退休相關資產且符合總分銷商規定要求的機構投資者	全部	10,000,000	1,000,000	1.00%	—	—	0.80%	—	0.05%
R	符合總分銷商規定要求的投資者；管理公司所允許的投資者	全部	100,000,000	1,000,000	—	—	—	0.80%	—	0.05%
RA	與R列相同	全部	100,000,000	2,500	5.25%	—	—	1.50%	—	0.35%
RY	完全透過向客戶收取酬金且不接受/保留來自基金或其他第三方或管理公司允許的任何其他投資者的誘導	全部	150,000,000	2,500	—	—	—	0.80%	—	0.20%
SE ⁶	管理公司酌情邀請認購的機構投資者	全部	10,000,000	100,000	—	—	—	1.05%	—	0.05%
SR ⁷	預留給新加坡中央公積金 (CPF) 投資	全部	2,000	1,000	—	—	—	1.30%	—	0.35%

類別	適用於	資產類別	最低投資額 (美元) ¹		最高交易費			最高年費		行政管理費
			首次投資	再次投資	認購費	或然遞延銷售費	銷售費	管理費	分銷費 ³	
W	完全透過向客戶收取酬金且不接受/保留來自基金或其他第三方或管理公司允許的任何其他投資者的誘導的金融機構	絕對回報基金	2,500	1,000	—	—	—	0.80%	—	0.20%
		其他基金	2,500	1,000	—	—	—	1.00%	—	0.20%
X	符合總分銷商規定要求的投資者; 管理公司酌情允許的投資者	全部	按協議	100,000	—	—	—	見下文 ⁸	—	0.05%
Y	完全透過向客戶收取酬金且不接受/保留來自基金或其他第三方或管理公司允許的任何其他投資者的誘導的金融機構	絕對回報基金	2,500	1,000	—	—	—	0.80%	—	—
		其他基金	2,500	1,000	—	—	—	1.00%	—	0.20%

附註

¹ 最低投資額 (美元) 或任何其他可自由兌換貨幣的等值金額。

² 對B類股份收取或然遞延銷售費，若於購買後第一年內贖回，則該費用最高為3%，第二年內贖回，則該費用最高為2%，第三年內贖回，則該費用最高為1%。一隻基金B類股份的年度管理費與同一基金的A類管理費相同。更多資訊見「基金費用和成本」一節。

³ 該費用按日計算，並按月支付給總分銷商。

⁴ 董事會可全權酌情延遲接納類別股的認購/購買，直至其收到有關投資者合乎機構投資者資格的充份證據。若在任何時候I類股份持有人並非機構投資者，董事會將會把該等股份轉換為有關基金之A類股份（若有關基金不發行A類股份，則轉換為投資政策類似的另一隻基金之A類股份），並通知是項轉換的相關股東。具有與I類股份相同特徵的某些類別股份可能以「S」類別股份的標籤在某些司法管轄區和針對某些投資者發售。

⁵ P類股份不透過結算所提供。

⁶ 就SE類股份而言，若相關基金的總淨資產達到3億美元或在最接近的可行時間超過3億美元，管理公司可酌情決定停止接受新投資者認購該類股份。

⁷ 除非另有指明，SR類股份屬於派息類別。

⁸ 本管理公司或關連人士直接向與本管理公司或關連人士訂立特定協議的富達國際客戶徵收管理費。就X類股份而言，不會從有關基金的淨資產中扣除管理費。X類股份將按比例承擔應付保管機構的費用以及其他收費和開支，更多資訊載於「基金費用和成本」。

補充標籤

後綴加在基礎股份類別名稱之後，以表示某些特徵，並可相互結合使用。關於「累積」和「派息」類別股份的更多資訊，見下文「派息政策」。

ACC 表示該類股份累積所有的利息和其他收益。

DIST 表示該類股份為派息股份。董事會預計將建議分派該股份類別的幾乎所有淨收益（或總收益，若帶後綴G）。董事會亦可決定在何種程度從資本中作出分派（如適用）。對於從資本中分派，投資者應參考風險因素一節的「從資本中分派」。

分派類型

- **C** 分派可包括幾乎所有淨收益，以及一定程度的資本，期望較「INCOME」類實現更高的派息率。該等分派並不固定，由董事會根據經濟和其他情況定期檢討。
- **G、(G)** 總收益
- **H** 後綴用於派息對沖股份。該等分派可能包括當對沖貨幣的利率高於基金報價貨幣的利率時所產生的溢價。因此，當對沖貨幣的利率低於基金報價貨幣的利率時，股息可能會打折。
- **INCOME** 董事會預計將建議分派該股份類別的幾乎所有淨收益，並在董事會認為適當的情況下從資本中作出分派，以便保持穩定的股息。該等分派並不固定，由董事會根據經濟和其他情況以及基金支持分派的能力（考慮長期資本後）定期檢討。

（對沖）該等股份試圖抵銷股份類別的貨幣與指數所涉的貨幣或投資組合的主要部位所涉的貨幣之間的匯率波動的大部份影響（在某些情況下，這受到所涉及的可自由兌換貨幣數量的限制）。

（[貨幣1 / 貨幣2] 對沖）該等股份試圖抵銷股份類別貨幣和基金基本貨幣之間匯率波動的大部份影響。該等股份可能較沒有此類對沖的股份有更高的槓桿率。

關於貨幣對沖的更多資訊，請參見「本組基金如何使用工具和技術」。

若上述兩個後綴均未出現，則股份沒有以任何方式進行貨幣對沖，投資者將面臨股份類別貨幣、基金基本貨幣和投資組合貨幣之間的任何匯率波動的影響。

PF 表示該等股份設有表現費。

分派頻率

- **M** 每月，股息於每個月的第一個營業日宣派
- **Q** 每季，股息於2月、5月、8月和11月的第一個營業日宣派

若未使用後綴M或Q，則股息每年宣派一次，通常為8月的第一個營業日。

某些股份類別的股息支付例外

- 每半年一次，於2月及8月的第一個營業日宣派：亞太股息基金 A-USD、歐洲股息基金 A-Euro、美元債券基金 A-USD。
- 每季一次，於2月、5月、8月及11月的第一個營業日宣派：亞洲高收益基金 A-RMB（對沖）、中國人民幣債券基金 E-GDIST（歐元/美元對沖）、靈活債券基金 A-GBP和Y-GBP。

見下文「派息政策」。

貨幣代碼 每種並非以基金的基本貨幣計價的股份類別皆有一個3個字母的代碼，表示其計價的貨幣。若沒有出現這樣的代碼，股份類別的貨幣與基金基本貨幣相同。

股息

累積股份 該等股份將收益保留在基金中。

派息股份 該等股份定期向股東進行分派。

股息（如有）通常於宣派後的5個營業日內或之後儘快支付。

派付的股息可能包括資本，即相關類別股份應佔的資本，並將減少該等股份持有人的資本增值。若該等股份應佔的淨收益比已宣派的應付金額高，則超出金額將反映於該等股份的資產淨值當中。或者，股息金額得超出淨投資收益與淨資本利得之和，股息水平因此並不必然地反映基金的總收益。為評估基金總收益，應同時考慮資產淨值變化（包括股息）及股息分派。在股份類別尋求維持穩定股息的情況下，基金的管理符合既定的投資目標，而並非維持任何特定股份類別的每股穩定派付。董事會還可以決定股息是否以及在多大程度上可以包括已實現和未實現資本利得以及資本的分派。

在分派總投資收益的情況下，費用將從相關類別股份的資產中扣除。這將提高收益回報，但可能限制資本增長。

若自發行日期至第一個預定分派日期之間累計的每股份類別股息金額的支付不具經濟效益，董事會可將此派付遞延至下一個分派日期。

僅就於宣派日期擁有的股份派付股息。

接受派息的選擇 投資者有兩類選擇：

- 按股息宣派日（或者若並非估值日，則為第二天）的資產淨值自動再投資於同一類別的股份，無認購費。股份計算到小數點後兩位，任何剩餘的部份都會加到下一次分派中。
- 應您的要求，以電子方式將以該等股份類別的主要交易貨幣計的股息在扣除銀行費用後轉入您記錄在案的銀行帳戶。請注意，任何低於50美元（或其他貨幣的等值金額）的股息支付將被再投資於更多的股份，除非適用的當地法規禁止這樣做或董事會另有決定。

無人認領的股息派付不予計息，並且無人認領的股息5年後將被沒收並返還給基金。若本SICAV的資產低於最低資本要求，或者派付股息會導致此等情況發生，則任何基金都不會派付股息。

收益平衡安排 對於累積和派息股份，每隻基金都採用平衡安排，以幫助確保每股收益分配不受已發行股份數量變更的影響。預期平衡金額不致被當作股東獲得之收益而課稅，但應於計算資本利得時用來降低股份的基本取得成本。平衡金額之稅務處理於某些司法管轄區可能不同。關於因分派而收到的平衡金額的進一步資訊，可以聯絡分銷商或本管理公司。

發行和所有權

股份的發行形式 我們以記名形式發行股份。就該等股份而言，所有者的名字將被記錄在本SICAV的股東登記冊上，所有者將收到一份認購確認書。所有權的過戶只能透過通知過戶代理變更所有權來進行。可以透過聯絡您的分銷商或本管理公司獲得用於過戶的表格。

股份所有權的文件可按要求提供，並在我們收到要求和所有適用的款項及股東文件後約4週內寄出。我們不發行無記名股份或股份證書。

透過代名人投資與直接向本SICAV投資 若您透過一個實體以其名義（代名人帳戶）持有您的股份，該實體在本SICAV的股東登記冊上被記錄為所有者，就本SICAV而言，有權享有所有的所有權，包括表決權。除非當地法律另有規定，任何在分銷代理處代名人帳戶中持有股份投資者皆有權在任何時候對透過代名人認購的股份提出直接所有權要求。代名人保持自己的紀錄，並向其服務的每個投資者提供與該投資者相關的基金份額的持有和交易資訊。

其他政策

股份以一股的百分之一（小數點後2位）為最小單位發行。碎股可按比例獲得任何股息、再投資和變現的所得款項，但不具有表決權。

股份不具有優先權或優先購買權。概無基金需要給予現有股東認購新股的任何特殊權利或條款。所有股份必須繳足。

基金費用和成本

除了認購費、期末銷售費和兌換費外，以下的費用和開支均從基金資產中扣除。費率在「基金說明」或上述「股份類別」表格中載列。

管理費

此費用每日累計，按月後付，通常以美元計價。

任何一隻或多隻基金或股份類別的管理費都可以不時增加，惟該費用的年率不得超過基金資產淨值的2.00%。此費用增加至2.00%以上須依與通知開會的相同方式，於不少於三個月前通知股東。任何基金或股份類別的管理費都可全部或部分豁免。管理費可用於就為本SICAV提供的服務，向本管理公司、投資經理、關連人士、中介機構和任何其他獲委託進行投資管理活動的實體支付報酬。

保管機構費用和行政管理費

本SICAV向保管機構支付費用。保管機構費用一般介乎本SICAV淨資產的0.003%至0.35%（取決於本SICAV所投資的市場而有所不同），不包括交易費用、合理的報銷費及墊付費用。

根據2012年6月1日的管理公司服務協議，本SICAV已委任FIL Investment Management (Luxembourg) S.A 作為本SICAV的管理公司。管理公司及本SICAV根據在2012年6月1日簽署的服務協議，委任FIL Limited提供基金投資的相關服務，包括估值、統計、技術、報告及其他支援。管理公司及/或FIL Limited 已將若干行政管理服務外判予其他FIL集團實體。

本SICAV須就管理公司服務協議及服務協議所載的服務支付由各方不時按商業費率所協定的行政管理費，加上合理的墊付費用。本SICAV為該等服務所支付的行政管理費用上限為其淨資產的0.35%（不包括合理的墊付費用）。

認購費和期末銷售費

此類費用在「基金說明」或上表中有所描述，為就銷售活動和持續客戶服務向總分銷商支付的報酬，並作為總分銷商用於支付其他分銷商，包括金融中介或機構的銷售和客戶服務費用的資金來源。期初認購費可能由總分銷商與各分銷商、中介機構商和其他代理分攤。

轉換費

該費用如第117頁所描述，乃支付給總分銷商，並由其決定是否匯給相關基金，以消除或減少交易所對其餘股東的影響。

分銷費

本管理公司已委任總分銷商協助推廣本SICAV。某些股份類別的分銷費按每隻基金的「主要股份類別」部分所示費率計算，並支付予向本SICAV和股東提供分銷相關服務的總分銷商。該費用逐日累計，並每月付予總分銷商。

總分銷商將部份或全部分銷費轉付予各分銷商、中介機構和其他代理，作為其服務的佣金。

表現費

表現費計算方法如下所述；有關任何市場指數（基準）或最低預設回報率的資訊載於「基金說明」。

表現費由董事會設定，並按每個適用股份類別和基金計算。基於不同的成本結構和其他原因，費用金額往往會因不同股份類別而有異。投資經理可酌情豁免就任何基金收取任何或全部費用。

在市場波動期間，即使投資組合的資產價值下跌，但其資產淨值仍有機會受到累算表現費影響而上升，反之亦然。

在購入股份時，若資產淨值低於其經調整高水線，則在資產淨值升至經調整高水線之前將不會累算任何表現費。

表現費術語

累算 在整個財政年度每日累算表現費調整（正數或負數）。在財政年度最後一個估值日累算所得的任何費用將支付予管理公司。

確定費用 停止累算且應支付（不可退還）任何累算表現費的時點。確定費用的時點如下：

- 在財政年度最後一個估值日（前提是該股份類別須於整個財政年度持續存在，若股份類別是在財政年度期間推出，則將於該股份類別推出首個完整財政年度的最後一個估值日確定費用）
- 受影響基金或股份類別被清盤或合併時（須符合被合併和接收基金或股份類別的投資者的最佳利益）
- 收到轉出或贖回指示時（僅適用於該等股份）

高水線 一種旨在確保在追回任何早前損失之前不會向股東收取表現費的機制。高水線並無下調機制。高水線不得調低於其初始值。這個模型適用於在「基金說明」中註定具有現金基準的基金。

最低預設回報率 一種旨在確保僅在股份表現優於其基準時才會支付表現費的機制。若股份是在財政年度期間才推出，最低預設回報率將按其推出時間長短按比例計算。

表現期 累算表現費的期間，通常與本SICAV的財政年度相同，但在某些情況下，開始時間可能不同（例如推出新基金或股份類別時）或結束時間可能不同（例如清算基金或股份類別時）。

表現費計算

我們使用以下公式，計算基金每個適用股份類別在每個估值日的累算表現費。在本SICAV的財政年度內，任何股份類別的表現費都不能超過其每日平均資產淨值的10%。除了閏年的全年日數為366日外，其餘每年的全年日數均為365日。請注意，由於高水線是根據過去某一日的基金資產淨值計算，因此可能無法捕捉資產淨值曾達到的最高水平。

股份類別資產 + 自上次支付（或推出）表現費以來的任何已付股息 + 任何應計表現費（尚未支付） - 任何波幅定價調整 ÷ 股份數目	前一個估值日的累計市場指數回報 × 前一個營業日的累計市場指數費率 ⁿ 其中 n = 自 2 個營業日以前以來的曆日天數 ÷ 全年曆日天數	上次支付（或推出）表現費時的經調整資產淨值 - 累計市場指數回報 = 高水線調整 調整幅度 > 0: 高水線按調整額上調 調整幅度 < 0: 高水線維持不變	最低預設回報率 × 自上次支付（或推出）表現費以來的曆日天數 ÷ 全年曆日天數	最低預設回報率 × 自 2 個營業日以前以來的曆日天數 ÷ 全年曆日天數
= 經調整資產淨值	= 累計市場指數回報		= 累計最低預設回報率（計算到小數點後 6 位）	= 每日最低預設回報率（計算到小數點後 6 位）

在以下情況下累算表現費：
 經調整資產淨值 >
 經調整高水線
 + 累計最低預設回報率

表現費金額相等於
 表現費率
 × (前一個每日回報率 - 前一個每日市場指數費率)
 + (每日最低預設回報率 × 兩個估值日前的經調整資產淨值)
 經調整最近一個估值日以後的淨認購或淨贖回

表現費示例

以下例子說明假設以一個財政年度為計算期的假設確定費用情境。

情境	累計股份類別表現	累計指數表現	累計股份類別相對指數的超額回報	確定表現費	表現費
1.	+10%	+5%	+5%	是	0.75%
2.	+2%	+5%	-3%	否	0%
3.	-2%	-5%	+3%	否	0%
4.	-10%	-5%	-5%	否	0%

收費和開支 可能向本 SICAV 收取以下收費和開支，投資經理或會永久或暫時豁免或承擔其中任何一項。

- 本管理公司的費用，本SICAV的任何僱員或管理人員、投資經理、任何付款代理、香港代表和在股份符合銷售條件的其他司法管轄區的代表以及代表本SICAV僱用的所有其他代理的報酬；前述酬勞得按本SICAV淨資產、交易或固定金額計付；
- 基金設立費用；
- 以必要之語文編製、印刷、出版及分發與本SICAV有關的發行資訊或文件、年報、半年報及適用於本SICAV或股份發售的法律或法規可能需要或要求的其他報告或文件的費用；
- 印刷證書及委託書的費用；
- 編製及申報公司組織章程及與本SICAV有關的所有其他文件的費用，包括向對本SICAV或股份的發行有管轄權的所有主管當局（包括當地證券商公會）提出的登記聲明及發行文件；
- 為本SICAV或股份的銷售於任一司法管轄區取得核可或於任一交易所上市的費用；

- 會計及簿記費用；
- 計算每隻基金股份資產淨值的費用；
- 編製、印刷、出版及向股東分發或發送公告及其他通訊（包括電子或常規契約書）的費用；
- 法律及查核費用；
- 登記人費用；
- 與上述類似的所有其他費用和開支；
- 與規定的收集、報告和出版本SICAV、其投資和股東的資料有關的費用；
- 公佈基金表現資料的費用；
- 金融指數授權費；
- 營運對沖股份類別的費用；
- 與買賣基金資產有關的印花稅、稅務和交易費用；
- 經紀費和佣金；
- 託管費、存放費和保管費；
- 根據與FIL Limited簽訂的服務協議，按照不時商定的商業費率提供估值、數據、技術、報告和其他協助，不超過基金淨資產的0.35%，外加合理的墊付費用；

- 保管機構的交易收費、合理開支和墊付費用；
- 任何分託管人的費用；
- 借款利息和談判借款時產生的銀行收費；
- 非關聯董事會成員的袍金和所有董事會成員的附帶費用；
- 訴訟或退稅費用；
- 任何特別費用或其他不可預見的費用。

行政管理及其他具定期或經常性質之費用得逐年或按其他期間以預估方式預先計算，且此等費用得於前述期間按相同比例累算。

因某一基金所產生之費用、收費及開支由該基金負擔，否則依董事會認為合理之方式按比例以美元分配於所有（或所有相關）基金之資產淨值。

至於基金投資於其他 UCITS 或由本管理公司直接或委託管理、或其他公司（而本管理公司與其共同管理、控制或直接或間接持有大部份股份，或其受 FIL 集團旗下公司管理）管理的 UCI，該基金不可繳付認購費或贖回費。

本管理公司及 / 或 FIL Limited 已將某些管理服務外包予其他 FIL 集團實體。

若法規允許，為某些投資組合交易支付予特定經紀之佣金之一部份，得償還與該等經紀商產生佣金之基金，並得用來抵銷費用。

除本認購章程所述外，本 SICAV 或本管理公司未就本 SICAV 已發行或將發行之股份，允許任何佣金、折扣、經紀手續費或其他特別條件。對於股份之任何發行或銷售，分銷商（包括總分銷商）得從其自有基金或認購費（若有）支付透過經紀商或其他專業代理所收到之認購之佣金或其他費用和手續費，或給予折扣。

投資者或本 SICAV 之外匯交易可由或透過 FIL 集團名下之公司以公平交易基準進行，而該等公司可從中獲得利益。關於外匯服務的進一步詳情，請見 www.fidelityinternational.com/foreignexchangeservice。

所有由股東資產支付的開支都反映在資產淨值的計算中，且實際支付的金額亦記錄在本 SICAV 的年度報告中。

經常性開支將首先從流動收益中扣除，然後從已實現資本利得中扣除，最後才從資本中扣除。

每隻基金和每個類別支付其直接發生的所有費用，同時按比例分攤不屬於特定基金或類別的費用（基於資產淨值）。對於貨幣不同於基金基本貨幣的每個股份類別，與維持獨立的股份類別貨幣有關的所有費用（如貨幣對沖和匯兌費用）將在實際可行的範圍內由相關股份類別獨立支付。

每個營業日計算每隻基金和類別的費用，並按月後付。

購買、轉換和出售股份

適用於除過戶外所有交易的資訊

提交投資申請的選項

- 透過聯絡您的財務顧問、中介機構或分銷商
- 透過預先建立的電子平台
- 透過傳真或郵寄給本管理公司：FIL Investment Management (Luxembourg) S.A. 2a Rue Albert Borschette, BP 2174, L-1246 Luxembourg

作出指示 您可以在任何時候透過認可的電子方式，或透過傳真或信件向本管理公司、分銷商、中介機構或過戶代理提交購買、轉換或出售（贖回）股份的指示。

作出指示時，您必須包括所有必要的識別資訊，包括帳號，以及關於基金、股份類別、報價貨幣、交易規模和類型（購買、轉換或出售）的指示。

原則上，本管理公司及 / 或相關分銷商不接受登記為股東或任何共同股東以外人士的付款，亦不向該等人士付款。

若共同持股人及除於認購時以書面特別聲明外，任一登記共同股東有權代表其他共同股東就其持股簽署文件或給予指示。除分銷商收到以另函發出之終止通知外，該權利繼續有效。

任何與本認購章程不一致的要求都不會被接受或處理。

截止時間和處理時間表 任何購買、轉換或出售股份的認購必須在「基金說明」中所示的各基金截止時間之前收到。

在截止時間之後收到的指示將要到下一個截止時間方獲接受。

請注意，在提出要求時，不可能知道據以處理任何要求的資產淨值。

會按以下方式發出確認通知：

- 對於購買，通常在股份分配後的24小時內通知
- 對於轉換和出售，在計算適用的資產淨值時

有關結算時間表，請參見「基金說明」。

其他交易截止時間可與當地分銷商及 / 或子過戶代理協定。

定價 相關股份類別的股份按該類別的資產淨值定價。所有購買、轉換或出售股份的要求都按該價格處理，並視費用情況予以調整。每個資產淨值都以基金的基本貨幣計算，然後按目前的市場匯率轉換成任何股份類別的計價貨幣。除首次發售期（在此期間的價格為首次發售價格）外，交易的股份價格將為處理交易要求當天計算的資產淨值。

貨幣 您可以使用任何一種主要可自由兌換貨幣以及基金或股份類別的主要交易貨幣作出指示。分銷商可能會公佈其他可接受貨幣的詳細資訊。為處理客戶購買 / 贖回而進行的外匯交易可予彙集，並由某些將從中受益的 FIL 集團公司在公平的基礎上進行。結算必須以作出指示時的貨幣進行。關於外匯服務的進一步詳情，請見 www.fidelityinternational.com/foreignexchangeservice。

直接透過本管理公司認購股份之投資者，僅能以適用基金或股份類別之其中一個主要交易貨幣結算。

若本 SICAV 強制贖回股份，在公司組織章程所訂條件下，相關投資將按照每股資產淨值以主要交易貨幣（除非董事會另有特定決定或相關股東另有指示）自動贖回，不收取任何贖回費用，所得款項將退回有關股東的銀行帳戶。

實物認購或贖回 認購價格（不包括任何銷售佣金）可遵照有關基金之投資政策和投資限制透過移歸有關基金證券來支付。這必須獲董事會批准並受所有適用法律法規之管制，特別是董事會可能還會要求本 SICAV 的認可法定核數師發出特別報告。

該等實物認購的具體費用（尤其是特別報告的費用）通常由買方或第三方承擔。

本 SICAV 及 / 或本管理公司有權為因應任一股東要求以實物贖回其任何股份（但當股份低於 100,000 美元應取得股東同意），董事會及 / 或本管理公司決定讓股東贖回時，且股份贖回價格應以基金資產配置之該股份或某種股份為計算範圍，依股份贖回之估值日價額所計算出之所得（依公司組織章程第 22 條所列方式計算之）為贖回價額。在該種情況下，應轉移何種性質或種類之資產應依公正及合理之基礎決定，不得損害其他持有同一種類或數種相同種類股份股東之利益，且在法律或法規或董事會要求的範圍內，贖回計價方式應由核數師特別報告確認。正常情況下，因移轉而產生之費用應由受讓人負擔。

遞付或漏付給股東 向任何股東支付的股息或出售所得款項可能會因基金流動性的原因而被延遲，並且可能會因外匯規則、股東所在司法管轄區的其他規則或其他外部原因的要求而被延遲、減少或扣留。在此情況下，我們既不承擔任何責任，也不就扣留金額支付利息。

透過定期投資計劃進行投資 若透過我們批准的分銷商、平台或其他中介機構提供的定期投資計劃進行投資，除了本認購章程中所有適用的條款和條件外，您必須遵守該計劃規定的一般條款和條件。您的投資計劃提供者需要向您提供其條款和條件。

帳戶資訊的變更 您必須及時通知我們個人或銀行資訊的任何變更，特別是可能影響任何股份類別資格的資訊。對於變更與您的基金投資相關的銀行帳戶的任何要求，我們將要求提供充分的真實性證明。

購買股份

另見上文「適用於除過戶外所有交易的資訊」。

為了最佳投資處理，請以閣下想購買的股份的計價貨幣透過銀行轉帳（扣除任何銀行費用）金額。若要用另一種貨幣進行購買，請事先與您的分銷商或中介機構聯絡。

首次購買股份之投資者須填妥申請書。再次購買指示應包括登記的完整細節、基金名稱、股份類別、結算貨幣及欲購買的股份價值。通常僅有在銀行通知收到所有必要的文件以及已結清的款項後，才會得到執行購買指示。

本管理公司或分銷商可能延遲處理申請，直至收到適用法律法規要求提交的所有文件。

若我們未於表明的結算時間內收到您股份的全額付款，我們將取消您的交易，並會於扣除為尋求處理您的要求而產生的任何費用後，將您的付款退回給您。

本管理公司和分銷商保留出於任何原因拒絕任何購買股份要求（無論是首次投資還是追加投資）的權利。

請注意，一些中介機構可能有自身的開戶和付款要求。

會對於某些股份類別，收取期初認購費。該等收費的詳情載於基金說明。

或然遞延銷售費 對於某些股份類別，可能會對於購買後特定時間內贖回的股份收取或然遞延銷售費（「或然遞延銷售費」）。下表就收取此類費用的各股份類別顯示了費率計算方式。

股份類別	或然遞延銷售費
B 類股	若於購買後第一年内贖回，則該費用最高為 3%，第二年内贖回，則該費用最高為 2%，第三年内贖回，則該費用最高為 1%。

股東應注意，為釐定股份的持有年數：

- 應使用認購日期的週年日
- 先贖回持有時間最長的股份
- 股東於轉換後獲得的股份，其持有期與獲轉換股份的持有期一致
- 當股東將在不同時間認購的股份轉換為另一基金的股份時，登記人及過戶代理將轉換持有時間最長的股份

透過分派再投資獲得的股份將豁免遞延銷售費，其方式與因一名股東或所有股東（若為聯名持股）死亡或殘疾而贖回B類股份時豁免遞延銷售費相同。

任何遞延銷售費的金額均基於當前的市價及贖回股份的購買價格，以較低者為準。例如，當已升值股份於遞延銷售費期間被贖回時，僅就其初始購買價格收取遞延銷售費。

判斷任何贖回是否需支付遞延銷售費時，基金將首先贖回不需要支付任何遞延銷售費的股份，然後贖回遞延銷售費期間持有時間最長的股份。任何應付的遞延銷售費將由有權收取此類遞延銷售費的總分銷商保留。

轉換股份

另見上文「適用於除過戶外所有交易的資訊」。

在以下情況下，您可以在本SICAV內的基金、股份類別或兩者之間進行轉換：

- 從A類轉到任何其他基金股份類別，只要該轉換符合新基金或類別的最低投資要求。
- 對於從任何基金的B、C、D、E、I、J、P、W、X或Y類轉到任何其他基金，須保持在同一股份類別內。
- 對於R、RA、RY和SE類，僅適用特定情況，須由本管理公司酌情決定。
- 經董事會或其授權人批准，同時滿足認購章程的資格要求並平等對待任何要求在同一估值日從同一類別轉換的股東。
- 可由本管理公司根據具體情況另行允許。

所有轉換都須符合以下條件：

- 您必須滿足自己所換入股份類別的全部最低投資要求（首次或再次投資，視情況而定）。
- 您只能換入您的司法管轄區內於轉換之日提供的股份類別。
- 若您沒有支付轉換股份的認購費，我們可以向您收取最多為您要轉換的股份的全額認購費；若您確實支付了銷售費，我們可以收取最高為1%的轉換費。
- 不同基金之轉換，及於同一基金內不同類別股份之轉換（如適用）將須支付轉換費。轉換到儲備基金範圍內的基金或在該等基金之間轉換時，沒有轉換費。
- 若可能，我們將在不進行貨幣兌換的情況下完成轉換；否則，任何需要的貨幣兌換將在轉換發生的當天按當天的適用匯率處理。股份之數量向上或下捨入至股份的百分位。
- 任何未在原帳戶中留下該帳戶最低持有量的轉換將被視為關閉帳戶的指示。
- 一類或然遞延銷售費股份僅可轉換成另一基金的同一類或然遞延銷售費股份。持有的B類股份將於適用於相關股份的遞延銷售費到期後，在下一個適用月度週期自動轉換為A類股份，不收取任何費用。

待轉換金額任一基金中的最低持股價值必須相當於最低首次投資額。因此，股東必須轉換適當的最低首次投資額，或在已持股情形下，轉換成適當的最低再次投資額。轉換部份持股時，剩餘的最低持股價值應相等於最低首次投資額。

價格分銷商或本管理公司開放營業之日（在估值日交易截止時間前）收到之轉換指示，按該日就各相關基金計算之資產淨值處理。就一隻或兩隻基金於非估值日的相關交易截止時間前收到之轉換指示將於該基金的下一估值日執行。若股東從交易截止時間為歐洲中部時間下午 4 時（英國時間下午 3 時）的基金轉換到交易截止時間較早，如歐洲中部時間下午 1 時（英國時間中午 12 時）的基金，則轉換的買方可以按照各自下一個估值日計算的資產淨值進行交易。

因為轉換被認為兩筆獨立的交易（同時贖回和認購），可能會產生稅費或其他影響。轉換的買入和賣出部份受各自交易的所有條款規限。

賣出股份

另見上文「適用於除過戶外所有交易的資訊」。

請注意，只有在收到所有投資者文件，包括過去要求但未充份提供的任何文件後，才會支付任何贖回款項。

我們僅向本SICAV股東登記冊上的股東支付贖回款項，並電匯到我們存檔有銀行帳戶資料的帳戶。若缺少任何所需的資訊，您的申請將被擱置，直到補全並能適當核實所需資訊。所有對您的付款都由您自行承擔費用和風險。

轉讓股份

作為出售的替代選擇，您可以將您股份的所有權轉讓給另一個投資者。然而，請注意，您的股份的所有所有權資格要求都適用於新所有者（例如，機構股份不能轉讓給非機構投資者），若轉讓給不合資格的所有者，本管理公司將使轉讓無效，要求重新轉讓給合資格的所有者，或強行贖回股份。

我們如何計算資產淨值

時點和公式

根據公司組織章程，每隻基金和股份類別的資產淨值在每個估值日計算。每隻基金的資產淨值皆以基金的基本貨幣和每個股份類別的主要交易貨幣來計算。貨幣市場基金的資產淨值四捨五入到小數點後四位，並每日在 fidelityinternational.lu 網站上公佈。

每隻基金及（如適用）該基金每種股份類別的每股資產淨值的計算方式為先釐定（如適當）相關基金可歸屬於每一種類股份的淨資產比例，其中應適當考慮任何應付的持續分銷費用。

為計算每個股份類別的資產淨值，我們使用以下通用公式：

$$\frac{\text{每個股份類別的（資產 - 負債）}}{\text{流通股份數目}} = \text{資產淨值}$$

計算資產淨值時，為每隻基金及股份類別的收費和費用作出適當撥備。

資產估值

一般來說，我們按以下方式釐定每隻基金的資產價值。請注意，對於任何類型的證券，我們可能會按照普遍接受的估值原則，使用不同的估值方法，而並非此處所載的方法（見要點後的描述）。

對於現金基金以外的基金

- **手頭現金或存款、票據、活期票據、應收帳款、預付費用，以及已宣派或應計但尚未收到的現金股息和利息。**按全部價值估值，除非幾無可能全額支付或收到，若為後者情況，董事會或其代表應採用其認為適當的折扣以反映其真實價值。
- **貨幣市場工具**
非貨幣市場基金 如上一要點所述估值。
貨幣市場基金 按市值計價法估值，若無法用市值計價，則按模型計價法估值。
- **在正式證券交易所或其他受監管市場上買賣的可轉讓證券、貨幣市場工具和衍生工具。** 根據這些證券買賣的相關證券交易所或市場的最新可用價格進行估值。若這些證券或工具在一個以上的交易所或市場上買賣，董事會或其代表應通過政策來確定交易所或市場用於估值的優先順序。

- **未上市或其最新可用價格無法代表其公平市價的證券或工具。** 董事會或其代表應使用本著誠信原則審慎估值的合理可預見的賣出價格
- **UCITS或UCI的股份或單位。**按UCITS/UCI報告的最新資產淨值估值。
- **流動資產及貨幣市場工具**可按市值計價法或模型計價法以面值加任何應計利息或者按攤銷成本法估值，其中涉及若干限制條件（包括對於剩餘期限短的金融工具，當被視為可以獲得與其價格相當的近似值），而前提是有自動調整程序來確保，當攤餘成本不再得出與金融工具價格相當的、可靠的近似值時及時採取糾正措施。若實踐允許，所有其他資產可以相同方式估值。
- **未上市證券和所有其他資產。**按照市場慣例進行估值。

對於現金基金

- **手頭現金或存款、票據、以及活期票據、以及應收帳款、預付費用，如前所述的已宣派或應計並尚未收到的現金股息和利息。**按全部價值估值，除非幾無可能全額支付或收到，若為後者情況，董事會應適用其認為適當的折扣以反映其真實價值；
- **貨幣市場基金的股份或單位。**應當按該等貨幣市場基金所報告的最新可用資產淨值予以估值；
- **流動資產和貨幣市場工具。**可按市值計價法估值，若無法使用市值計價法估值或市場數據不具備充份的質素，則按模型計價法估值；及
- **任何非以基金貨幣計價的資產或負債**將採用銀行或其他認可金融機構所報的相關即期匯率進行換算。若無前述報價，匯率由董事會本於誠信或依董事會建立之程序決定。

若上述任何估值原則不能反映特定市場普遍使用的估值方法，或若任何估值原則似乎不能準確反映本SICAV的資產價值，或若特殊情況導致按照上述準則進行估值不可行或不充份，董事會或其代表可根據公認的估值原則和程序真誠地採用不同的估值原則，以實現其認為於此情況下的公平估值。有關如何評估資產的完整訊息，請參閱組織章程。

波幅定價

為了保護股東，董事會和本管理公司採取了波幅定價政策，在基金股份交易需要大量買入或賣出證券時，允許將價格調整融入日常定期估值過程。

若任何交易日的基金股份的淨交易超過董事會為該基金不時設定的閾值，可能向上或向下適當調整資產淨值，以反映在基金層面滿足淨日常交易而產生之結清或購買投資的成本（「成本」）。這些成本可能包括但不限於估計的差價、經紀費、交易稅、佣金和交易成本。董事會或本管理公司設定之閾值考慮到如普遍市場情況、估計的攤薄成本和基金大小等因素，並將機械地按一致的基準獲觸發。淨總計交易導致產生淨認購流量時，將向上調整。淨總計交易導致產生淨贖回流量時，將向下調整。調整的資產價值將適用於該日之所有交易。

一些基金目前為共同管理，合計的資產組合稱為「共同資產」(pool)。個別基金可能將其資產投資於一個或多個共同資產。為了價格調整政策之經營目的，董事會得以決定以共同資產標準設立調整價格閾值。

基於正常淨交易和市場波動的價格調整不會超過原資產淨值的2%。實際調整水平將由專門的委員會定期設定，董事會就此已授予其特定權力。然而，儘管價格調整預期一般不會超過2%，董事會及/或本管理公司可能會決定在特殊情況（如淨交易額較高或市場波動劇烈）下提高此調整上限，以保護股東利益。由於任何該等價格調整將取決於股

份的總淨交易量，在未來的時間，不可能準確預測是否會有價格調整，乃至於該等價格調整的頻繁度。股東將透過 [fidelityinternational.com](https://www.fidelityinternational.com) 上的通知獲悉有關提高此調整上限的決定。

機構儲備基金 – 攤薄費和大額交易

基金的財產價值可能因支付投資交易費用而減少，包括印花稅和有關投資的買賣差價。為紓緩有關「攤薄事件」及其後可能對仍然持有股份的股東造成負面的影響，本 SICAV 有權在買賣股份時徵收「攤薄費」。本 SICAV 對所有股東和準股東一視同仁，並以公平和貫徹一致的方式實行徵收攤薄費的措施，目的僅為減低攤薄所帶來的影響。

本 SICAV 保留就以下情況徵收攤薄費的權利：

「大額交易」– 即一宗（或同日多宗）總值超過 150 萬歐元的機構儲備基金股份交易；或股東在認購後 30 日內贖回或轉換機構儲備基金的持股。

無法準確預估會否在某段時間出現攤薄事件。若投資者的建議交易屬於上文其中一類，應在發出交易指示前，向其通常接洽的分銷商或管理公司查詢是否需要就有關交易支付攤薄費。董事會將考慮多項因素，包括相對基金整體價值的交易規模、有關市場的交易成本、基金內相關投資的流動性、買賣投資的款額和所需時間、加快出售投資對有關投資價值的負面影響，以及持有相關股份的年期，從而決定是否徵收攤薄費。

除非有關股東交易的費用龐大及 / 或對有關基金價值造成重大的影響，否則本 SICAV 徵收攤薄費的機會不大。若交易費用（包括印花稅、經紀佣金及買賣差價）達 30 萬歐元或以上，則被視為費用龐大；而重大影響則指對資產淨值產生 10 個基點或以上的影響。在大額贖回的情況下，本基金可能要求提出贖回指示的股東根據上述「以實物贖回」部份所訂的條件，接納以實物方式履行贖回價格付款的安排，而非徵收攤薄費。

根據對未來的預測，攤薄費最高為認購費用或贖回或轉換收益的 0.80%，並付予本 SICAV 及作為有關基金的部份財產。在觸發上述「2.4 價格調整政策（波幅定價）」部份所描述的價格調整的任何日子，攤薄費將不適用。

稅務

以下是摘要資訊，僅作一般參考。投資者應諮詢各自的稅務顧問。

用基金資產支付的稅款

本 SICAV 須按以下稅率繳納盧森堡認購稅：

- 所有股份交易所上市的追蹤基金類別：零。
- 貨幣市場基金（MMF）的所有股份類別：0.01%。
- 所有其他基金，R、I、P 和 S、SE、X 類：0.01%。
- 所有其他基金的所有其他類別：0.05%。

該稅款按季計算並支付，以每個財政季度末本 SICAV 已發行股份的總資產淨值為基準。任何來自另一個盧森堡 UCI 的資產，若已經支付了認購稅，則不需要再支付認購稅。

本 SICAV 目前不需要繳納任何盧森堡印花稅、預扣稅、市政商業稅、淨資產稅或遺產稅，或所得稅、利潤稅或資本利得稅。

若基金投資的任何國家對在該國賺取的收入或收益徵收預扣稅，基金將根據相關法律繳納稅款。其中部份稅款可能可收回。基金可能還需要為其投資支付其他稅款。稅務的

影響將被計入基金表現的計算中。另見「風險描述」一節的「稅務風險」。

雖然盡董事會所知，上述稅務資訊屬準確，惟稅務機關有可能修改現有稅項或徵收新稅項（包括追溯性稅項），或者盧森堡稅務機關可能決定，例如，任何目前被確定為應徵收 0.01% 稅率的類別應重新歸類為應徵收 0.05% 稅率。後一種情況可能發生在任何基金的機構股份類別，無權持有機構股份的投資者被發現持有此類股份的任何期間。

閣下負責支付的稅項

閣下的稅務居住國的稅項 盧森堡稅務居民通常需要繳納盧森堡稅，例如上述不適用於本 SICAV 的稅務。其他司法管轄區的股東一般不需要繳納盧森堡稅（有一些例外，如盧森堡公證的贈與契約的贈與稅）。然而，對基金的投資可能會在相關司法管轄區產生稅務影響。

稅務資料披露

國際稅務協定 一些國際稅務協定要求本 SICAV 每年向盧森堡稅務當局 (Administration des Contributions Directes) 報告基金股東的某些資訊，並要求這些當局自動將這些資訊轉發給其他國家，具體如下：

- **行政合作指令 II (DAC II) 和通用報告標準 (CRS)** 收集：直接股東資訊，例如姓名、地址、出生日期、稅務居住地、納稅人識別號碼和規則下的身份。收集到的資訊連同其投資價值和每年獲支付的款項等資訊，將按要求報告給盧森堡的 Administration des Contributions Directes，後者會將這些資訊轉送至全球相關的稅務機關。
- **美國海外帳戶稅務遵從法 (「FATCA」)** 收集：直接股東資訊，以顯示其是否美國人士，如為美國人士，則須收集其姓名、地址和美國納稅人識別號碼。收集到的美國人士資訊連同其投資價值和所獲支付的款項等資訊，將按要求報告給盧森堡的 Administration des Contributions Directes，後者每年將這些信息轉送至美國國稅局。

未來的協議，或對現有協議的擴展，可能會增加要通報股東資訊的國家。任何不遵守本 SICAV 資訊或文件要求的股東可能會受到其居住司法管轄區的處罰，並可能被要求承擔本 SICAV 因股東未提供文件而受到的任何處罰。

防止不當和非法行為的措施

洗錢、恐怖主義和欺詐

為了遵守盧森堡針對洗錢和恐怖主義的法律、法規、通知，投資者在開戶前必須提供證明身份所需的資訊和文件，包括關於實質所有權、資金來源和財富來源的資訊。

- **自然人** 經其居住國公共機構（如公證員、警察或大使）正式認證的身份證或護照副本。
- **以自己名義投資的法團和其他實體** 實體的註冊文件或其他正式法定文件的核證副本，以及對於實體的所有者或其他經濟受益人，上述針對自然人的身份證明
- **金融中介機構** 實體的註冊文件或其他官方法定文件的認證副本，以及帳戶所有者已就所有最終投資者獲得必要文件的證明。

我們可以視必要於任何時候要求提供額外或經更新的文件，並且我們可以推遲或拒絕您的帳戶開立或運作以及任何相關的交易要求（包括轉換和贖回），直到我們收到並判斷為信納的所要求的所有文件。我們也可能對金融中介機構提出類似的的要求。我們將不對任何由此產生的費用、損失、或損失利息或投資機會負責。

如您對我們要求的身份證明文件有任何疑問，請聯絡我們（見第4頁）。

富達致力於打擊金融犯罪，並盡一切努力完全遵守其經營所在的各個司法管轄區中與金融犯罪相關的全部適用法律、法規與規範，包括歐盟及聯合國頒佈的制裁制度（「制裁制度」）。鑑於本 SICAV 位於歐盟境內，因此制裁制度直接適用於本 SICAV。這可能導致本 SICAV 因可能會違反制裁制度而不接受某些新投資者或現有投資者的認購。若法規確有要求，則本 SICAV 將凍結適用制裁名單中指定個人或實體所持的股份。

所有投資者都應依照制裁制度行事。

市場選時和頻繁交易

本SICAV為配合長期投資而設計及管理，及不鼓勵經常進行買賣。於短期內或頻繁購入或出售本SICAV，可能會擾亂投資組合管理策略，及增加開支，而對表現造成負面影響。根據FIL集團的一般政策及慣例和CSSF通告第04/146號，本SICAV及分銷商致力不予批准其知悉或有理由相信與市場選時有關的交易。因此，本SICAV及分銷商得拒絕接受股份之申購或轉換，特別是那些被視為擾亂性之交易，特別是基於本SICAV或任何分銷商之考量認為已建立短期或多次買賣之模式，或其買賣已經或可能擾亂本SICAV之市場投機人士或投資者。就此而言，本SICAV及分銷商得考慮投資者於某一基金或其他 FIL 集團 UCI 基金的買賣紀錄，及共同擁有或控制的帳戶。

延遲交易

我們採取措施確保在某一特定資產淨值的截止時間之後到達的任何購買、轉換或出售股份的要求將不會按該資產淨值處理。

個人資料私隱保護

根據《資料保護法》，本基金和本管理公司作為聯合資料掌控人，特此通知您（倘為法團，則通知投資者的連絡人及 / 或受益人），提供給本基金或其代表的某些個人資料（「個人資料」）可能會出於以下目的而被收集、記錄、儲存、改編、轉移或以其他方式處理。個人資料包括：(i) 股東的姓名、地址（郵政及 / 或電郵）、銀行詳情、投資金額和持倉量；(ii) 對於公司股東：股東連絡人的姓名和地址（郵政及 / 或電郵）、簽名和實益擁有人；以及(iii)為遵守監管要求（包括稅法和外國法律）而需要處理的任何其他個人資料。處理您提供的個人資料乃為訂立和執行本基金的股份交易，以及符合本基金的合法利益。具體而言，合法利益包括：(a) 遵守本基金的責任、監管和法律義務；以及提供交易證據或任何商業通訊的義務；(b) 按照合理的市場標準開展本基金業務，以及 (c) 為以下目的處理個人資料：(i) 維護股東登記冊；(ii) 處理股份交易和支付股息；(iii) 維護對延遲交易和市場選時做法的控制；(iv) 遵守適用的反洗錢規則；(v) 行銷和客戶相關服務；(vi) 收費管理；以及(vii) 根據歐盟儲蓄指令、經合組織通用報告標準（「CRS」）和FATCA進行稅務識別。

在符合適用法律法規的前提下，本基金可將個人資料的處理委託給其他資料接收者，如本管理公司、投資經理、次投資經理、行政管理人、登記和過戶代理、保管機構和支付代理、核數師和本基金的法律顧問及其服務供應商和代表（「接收者」）。投資者已獲悉並明白個人資料將根據私隱聲明（「私隱聲明」）處理。私隱聲明可於 www.fidelityinternational.com 查閱。接收者僅可出於協助接收者向本基金提供服務及 / 或履行其自身的法律義務之目的，自行負責向其代理及 / 或代表披露個人資料。接收者或其代理或代表可以作為資料處理者（根據本基金的指示進行處理），或作為資料控制者（為自己的目的或為履行自己

的法律義務進行處理）處理個人資料。個人資料亦可能按照適用的法律法規被轉移給第三方，如政府或監管機構，包括稅務機關。具體而言，個人資料可能會被披露給盧森堡稅務機關，而後者繼而會作為資料控制者，將其披露給外國稅務機關。根據《資料保護法》規定的條件，您有權：

- 要求存取個人資料
- 要求更正個人資料，若其不準確或不完整
- 反對處理個人資料
- 要求刪除個人資料
- 要求限制個人資料的使用和
- 要求攜帶個人資料

您可以透過寫信給本SICAV或本管理公司行使上述權利（見第4頁）。

您也有權按以下地址向國家資料保護委員會（「CNPD」）提出申訴：15 boulevard du Jazz, L-4370 Belvaux, Grand Duchy of Luxembourg，或與任何主管資料保護監督機構聯絡。

您可以自行決定拒絕向本SICAV通報您的個人資料。然而，若為此情況，本SICAV可能會拒絕認購股份的要求，並阻止帳戶進一步交易。個人資料的保留時間不應超過其處理目的所需的時間，惟適用法律規定的任何限制期限除外。

我們保留的權利

在法律和管理條例的範圍內，我們保留在符合股東最佳利益的前提下，隨時按以下方式行事的權利：

- **以任何理由拒絕或取消任何開戶申請或任何股份認購要求。** 無論是初始投資還是追加投資，我們都可以拒絕全部或部份的投資。
- **宣派額外的股息或變更（暫時或永久）用於計算股息的方法。**
- **採取適當措施，防止或糾正不正當的股份所有權。** 這包括任何沒有資格擁有相關股份的投資者的所有權，或其所有權可能不利於本SICAV或其股東的投資者的所有權。以下例子適用於現有和未來的股東，亦適用於直接和實質擁有的股份。
 - 要求投資者提供我們認為必要的任何資訊，以確定股東的身份和資格
 - 對於沒有資格或可能變得沒有資格擁有相關股份的投資者，或在被要求提供相關資料或聲明的一個月內未能提供任何所要求資料或聲明的投資者，或本SICAV已確定其所有權可能損害我們利益或股東的利益的投資者，強行出售（並以股份類別的貨幣返還所得款項）或轉換（無贖回費）我們認為全部或部份由或為該等投資者持有的任何股份
 - 於我們認為符合現有股東的利益的狀況下，阻止投資者獲得股份

我們可以採取任何這些措施，以確保本SICAV遵守法律法規；避免對本SICAV產生不利的監管、稅務、行政或財務後果（如稅務費用）；補救美國人士或任何其他投資者對股份的所有權不被投資者的司法管轄區所允許；或任何其他原因，包括避免本管理公司或本SICAV本來不需要遵守的任何當地註冊或備案要求。本SICAV將不對與上述行動相關的任何收益或損失負責。

- 當以下情況出現時，**暫時停止計算基金的資產淨值或交易**：
 - 與基金大部份投資相關的主要證券交易所或市場在本應正常開放的時間關閉，或其交易受到限制或暫停，而且我們認為該等情況對基金所持資產的價值有重大影響

- 通常用於釐定本SICAV任何投資價格的通訊系統中斷，使得及時和可靠地對基金資產進行估值變得不切實際
- 存在緊急狀態（並非由本管理公司造成或控制）使得對資產進行估值或變現不可行
- 存在任何其他原因，使基金無法及時準確地獲得其所持的任何投資的價格
- 基金無法將支付贖回款項所需的資金匯出，或無法按董事會認為正常的價格或匯率變現資產或兌換業務或贖回所需的資金
- 存在我們認為繼續進行基金份額交易不切實際，或對股東不公平，或有不當風險的情形
- 基金投資其大部份資產的一隻或多隻投資基金的資產淨值計算暫停
- 基金或本SICAV正在進行清算或合併

可以是任何股份類別和基金的暫停，亦可是對所有或任何類型要求（購買、轉換、出售）的暫停。

除基金或本SICAV層面的暫停外，基金的任何分銷商都可以根據上述類似條款宣佈自己暫停處理基金份額。

若董事會認為任何暫停可能超過一週，則應以董事會決定的方式公佈。

要求轉換或贖回股份或申請認購股份之股東，將被通知任何該等終止，並於終止該暫停時及時被通知。

- **在購買、轉換或出售要求的高峰期，實施特殊程序。** 若在任何估值日作出的贖回及轉換要求涉及一隻基金已發行股份超過10%，董事可宣佈按比例延遲贖回或轉換部份或全部股份，直至董事認為對本基金最有利的期間，及 / 或董事可延遲處理任何涉及一隻基金已發行股份超過10%的轉換或贖回要求。有關期間通常不會超過20個估值日。在該等日期，這些贖回及轉換要求將較稍後作出的要求優先處理。
- **關閉基金或股份類別，不再接受進一步投資** 暫時或無限期，不另行通知，當本管理公司認為符合股東的最佳利益時（例如，當基金的規模達到進一步增長可能不利於表現時）。關閉可能僅適用於新的投資者或現有股東的進一步投資。

- **部份關閉** 董事會及 / 或本管理公司可能會決定僅針對新投資者而關閉某一基金或某一類別股份一部份的購買、認購或轉入，或完全關閉某一基金或某一類別股份的購買、認購或轉入（但不管是在上述之部份或完全關閉情況下，都不會關閉贖回或轉出）。當發生此種情況時，將會修改網站 www.fidelityinternational.com 以顯示適用基金或股份類別狀態之更改。股東或潛在投資者應透過本管理公司或分銷商或檢查此網站，以確認基金或股份類別的當前狀態。一旦某基金或某股份類別關閉，只有在董事會認為令其需要關閉的情況不再佔優時，才能重新開放。

- **接受證券作為股份付款，或用證券履行贖回付款（實物支付）。** 若您想要求實物認購或贖回，您必須事先得到本管理公司的批准。該等證券將按照組織章程第22條所形容於交易估值日進行估值。

任何被接受作為認購股份的實物支付的證券必須符合基金的投資政策，而且接納這些證券不得影響基金對2010年法例的遵守。在實物贖回中提供的證券將按公平合理基準釐定，不會對接收者或其餘股東造成損害。

對於所有實物交易，股東一般必須支付本SICAV的核數師的獨立評估報告和其他文件的費用，並且必須以現金支付任何認購費、期末銷售費或其他費用。

若您的實物贖回要求獲准，我們將設法為您提供與處理交易時基金持股的整體構成密切或完全匹配的證券選擇。

- **為任何基金、投資者或要求減少或豁免任何規定的銷售收費或最低投資金額**，特別是為那些承諾在一段時間內投資一定金額的投資者，惟要符合平等對待股東原則。我們還會讓分銷商能夠設定不同的最低投資要求。
- **提高認購費。** 根據組織章程條款規定，期初銷售費（認購費）最高可以提高到資產淨值的8%。

通知、發佈和其他資訊

下表顯示了哪些材料（最新版本）透過哪些渠道提供，前6列的項目通常透過財務顧問提供。

資訊/文件	傳送	媒體	網上	辦事處
KID、認購章程、財務報告			●	●
股東通知	●		●	●
暫停資產淨值計算預計將持續超過一週		●	●	●
每隻非貨幣市場基金的每日資產淨值			●	●
對於每隻貨幣市場基金，每日資產淨值（計算到小數點後四位），以及每週淨收益率、存續期限細分、信貸狀況、加權平均期限（WAM）、加權平均壽命（WAL）、10大持股及其資產等資料			●	●
任何超過資產淨值 2% 的波幅定價調整			●	
股息公告			●	●
聲明/確認	●			
核心協議（組織章程；與本管理公司、投資經理、保管機構、管理人、當地代理和代表以及其他主要服務供應商的協議）				●
處理投訴的政策和程序、投資組合股份的表決、研究費的最佳執行、管理公司可獲得的激勵（財務和非財務）、目前的分銷代理/代名人名單，以及對保管機構目前職責和相關利益衝突的描述				●
核心政策（利益衝突、最佳執行、薪酬、投票、投訴處理、基準等）以及當前的分託管人名單			●	●

圖例

傳送 一般材料：按記錄在案的地址（實體、電子或電子郵件連結）傳送至本 SICAV 的股東名單中直接登記的所有股東。投資者特定材料，如帳戶對帳單、交易確認書和對轉換或出售投資者股份請求的暫停：傳送給相關股東。與股東的任何通訊將在各別的地方/國家網站上公佈，如股東已同意並就此向本管理公司提供電子郵件地址，亦可透過電子郵件通知（僅適用於後一種情況）。

媒體 根據法律要求或董事會的決定，在報紙或其他媒體，或電子平台，如彭博社以及《公司和協會電子彙刊（Recueil Electronique des Sociétés et Associations）》上發表。

網上 於 [fidelityinternational.com](https://www.fidelityinternational.com) 在線發佈。

辦事處 可向本管理公司的註冊辦事處免費索取，並可在這些辦事處查閱；KID、認購章程、財務報告可按同樣的條件向保管機構和當地分銷商索取。核心協議可按同樣的條件從保管機構處獲得。

股東通知包括股東週年大會和認購章程變更通知、基金或股份類別的合併或關閉（以及決定的理由），以及所有其他需要通知的項目。

經審核的年度報告在財政年度結束後的四個月內發佈。未經審核的半年度報告在其報告期結束後兩個月內發佈。

按基金和股份類別劃分的過往表現資訊見於適用的 KID 和 [fidelityinternational.com](https://www.fidelityinternational.com)。

管理及管治

本SICAV

名稱和註冊辦事處

Fidelity Funds
2a Rue Albert Borschette, BP 2174
L-1246 Luxembourg

網站 fidelityinternational.com

法律結構 作為可變資本投資公司（本SICAV）組織的開放式投資計劃。

司法管轄區 盧森堡

註冊成立 1990年6月15日

存續期限 不限定

公司組織章程 1990年8月21日於《Mémorial, Recueil Spécial des Sociétés et Associations》首次發佈；2019年4月3日於《Mémorial》發佈最新修正案

監管機構

盧森堡金融業監管委員會
283, route d'Arlon, L-1150 Luxembourg

註冊編號（盧森堡貿易和公司註冊處） 34 036

財政年度 5月1日至4月30日

資本 所有基金的淨資產之和

最低資本 1,250,000歐元或任何其他貨幣的等值金額

股份面值 無

結構和管轄法律

根據2010年法例第1部份，本SICAV有資格成為UCITS，並在CSSF如此註冊。在CSSF註冊並不構成對認購章程的充份性或準確性的認可或任何聲明。本SICAV作為一個「傘子基金」發揮作用，各基金於其下建立和運作。每隻基金的資產和負債與其他基金的資產和負債相分開；不存在交叉責任，一隻基金的債權人不能向任何其他基金的資產追索。

股東、本管理公司和保管機構之間發生的爭議將根據盧森堡法律解決，並受盧森堡地區法院的管轄。然而，對於涉及作為其他國家居民的投資者的糾紛，或在其他國家發生的股份交易，本管理公司或保管機構可以選擇將自己和本SICAV置於這些國家的法院或法律管轄之下。要提出投訴，請聯絡本管理公司的合規部（見第4頁的聯絡資訊）。

股東對本SICAV提出索賠的能力在索賠所依據的事件發生5年後失效。

董事會

Jeffrey Lagarce（非執行董事，主席）

美國

Anouk Agnes（獨立董事）

盧森堡

Yousef A. Al-Awadi 博士，KBE（非執行董事）

科威特

Romain Boscher（非執行董事）

Didier Cherpitel（非執行董事）

瑞士

Carine Feipel（獨立董事）

盧森堡

Anne Richards，CVO，CBE

英國

Jon Skillman（獨立董事）

盧森堡

FIL (Luxembourg) S.A.

由 Nishith Gandhi 代表

董事會負責本SICAV和基金的整體投資政策、目標和管理，如組織章程中更全面的描述，董事會有廣泛的權力代表本SICAV和基金行事，包括：

- 任命和監督管理公司
- 制定投資政策並批准任何投資經理、次投資經理或投資顧問的任命
- 對基金和股份類別的推出、修改、合併、拆分、終止或中止作出所有決定，包括時間、定價、費用、分派政策和股息派付、本SICAV的清算和其他條件等事項。
- 確定任何基金或股份類別的投資者的資格要求和所有權限制，以及在出現任何違規情況時可能採取的措施
- 確定向何等投資者或分銷商或在何等司法管轄區提供何等股份類別
- 確定本SICAV何時以及如何行使其權利，並分發或公佈股東通訊
- 確保本管理公司和保管機構的任命符合2010年法例和本SICAV的任何適用合約
- 確定是否在盧森堡證券交易所（目前已完成一些股份的上市）或任何其他證券交易所上市任何股份

董事會已將本SICAV及其基金的日常管理委託給本管理公司，而本管理公司又將其部份或全部職責委託給各投資經理和其他服務供應商，惟須受董事會的全面控制和監督。

董事會對本認購章程中的資訊負責，並已採取一切合理的謹慎措施，以確保其在重大方面的準確性、完整性和無誤導性。當增加或停止基金或發生其他重大變更時，認購章程將按要求進行更新。

根據組織章程規定，董事的任期至其任期結束、辭任或遭罷免為止。任何新增董事都將根據組織章程和盧森堡法律進行任命。獨立董事（非FIL集團任何實體僱員的董事）有權因在董事會任職而獲得報酬，並報帳與他們擔任董事有關的支出。

本SICAV就董事因其董事或重要業務執行人員之職務所發生對其之申訴，應予補償使其免於負擔責任或有關費用，但對於因故意之行為、惡意、疏忽或怠忽職守或經終局判決確定該董事/重要業務執行人員之行為非出於誠信並合理相信其行為對本SICAV最有利，本SICAV或其股東不予補償。

本 SICAV 聘用的專業公司

本SICAV透過無限期的服務協議聘用本管理公司和各種專業公司。若本SICAV認為符合股東的利益，其可以立即終止任何此等服務協議。否則，任何此等服務協議的持有人都可以辭任或被本SICAV替換（若為保管機構，則需提前90天通知）。無論終止情形如何，任何專業公司都必須在符合其服務協議、法定職責和董事會指示的情況下，充分配合其職責的過渡。

管理公司

見第125頁的「本管理公司」。

管理人

FIL Investment Management (Luxembourg) S.A.

2a Rue Albert Borschette, BP 2174

L-1246 Luxembourg

見第125頁的「本管理公司」。

保管機構

Brown Brothers Harriman (Luxembourg) S.C.A.

80 Route d'Esch

L-1470 Luxembourg

保管機構提供的服務包括：

- 保管本SICAV的資產（保管可被保管的資產以及核查和記錄其他資產的所有權）
- 履行監督職責，以確保託管協議中規定的活動按照董事會的指示，尤其是按照2010年法例和組織章程進行；該等活動包括計算資產淨值、發行基金份額、及時接收並向每隻基金和股份類別分配收入和收益等等。
- 現金流監測

保管機構在行使其職能時必須合理謹慎，並對本SICAV和股東因未能適當履行其職責而造成的任何損失負責，這一點在保管合約中有所規定。

其可以將本SICAV的部份或全部資產委託給第三方金融機構（如銀行或清算所），惟這不會影響其責任。保管機構委任的任何第三方代表的收費應由本SICAV支付。

關於分託管人的最新資訊可在 bbh.com/luxglobalcustodynetworklist 上找到。

若第三國的法律要求某些投資由當地實體保管，然而無當地實體滿足委託要求，只要本SICAV已經通知投資者並向保管機構發出適當的指示，保管機構仍可委託給當地實體。

保管機構不得對本SICAV開展可能在本SICAV、股東和保管機構本身（包括其服務供應商）之間產生利益衝突的活動，除非其已適當識別任何此類潛在的利益衝突，在職能和層次上將其受委任的執行與其他潛在的衝突任務分開，並且適當識別、管理、監測潛在的利益衝突，並向本SICAV及其股東披露。保管機構的現行利益衝突政策可在向保管機構提出要求後免費提供。

借貸代理

Brown Brothers Harriman & Co.

馬薩諸塞州波士頓

Citibank N.A. 倫敦分行

英國倫敦

借貸代理進行證券借貸交易和管理相關的抵押品。兩位借貸代理均非投資經理的關係企業。

核數師

Deloitte Audit S.à r.l.

20, Boulevard de Kockelscheuer

L-1821 Luxembourg

核數師每年對本SICAV和所有基金的財務報表進行一次獨立審核。核數師還核實了所有表現費的計算。此委任須於每次股東週年大會上獲得股東核准。

股東會議和表決

股東週年大會通常於每年10月的第一個星期四歐洲中部時間中午12時在盧森堡舉行，若該日並非盧森堡的銀行日，會在下一天舉行。在盧森堡法律規定的範圍內，董事會可以選擇在不同的時間、日期或地點舉行股東週年大會。其他股東會議可能在其他地方和時間舉行。所有會議都要經過適當的批准和通知。

按照盧森堡法律和組織章程的要求，將向股東提供召開股東週年大會的書面通知。

涉及所有股東普遍利益的決議將在股東大會上進行。基金的股東可以召開股東大會，決定專門與該基金有關的任何事項。

股東出席股東大會和行使其股份所附表決權的權利，應參照該股東在記錄日期所持有的股份來確定。關於任何會議的入場和表決的資訊，請參閱適用的召集通知。

清算或合併

董事會關於終止、合併、拆分或清算股份類別、基金或本SICAV的任何決定都將根據盧森堡法律通知股東；見「通知、發佈和其他資訊」一節。

本 SICAV、基金或股份類別的清算

於下列情況下，董事會可決定將任何股份類別或基金清算或分拆為兩個或更多的基金或類別。

- 該類別或基金的資產降至5,000萬美元以下
- 董事會認為，由於與基金或該類別有關的經濟或政治形勢的變化，或股東的利益需要，有理由如此行事。

清算決定將在清算生效前公佈或通知相關基金的股東，公佈或通知將說明清算的原因和程序。除非董事會為了股東的利益或保持股東之間的平等對待而另有決定，否則有關基金或股份類別的股東可以繼續要求贖回或轉換其股份。

在所有其他情況下，或倘董事會確定該決定應提交給股東批准，清算基金或股份類別的決定可在將要清算的基金或股份類別的股東會議上作出。該等會議不需要達到法定人數，且清算的決定將由簡單多數表決來決定。會議決定將由本SICAV根據適用的法律法規通知及/或公佈。

董事會還可以在上述第一段規定的情況下，決定將任何基金重組為兩個或多個獨立的基金，或將基金內任何股份類別合併或拆分。在盧森堡法律要求的範圍內，該決定將以本節第一段所述的相同方式公佈或通知（如適用）。董事會亦可決定將合併或拆分股份類別的問題提交給該類別的股東會議。該會議不需要達到法定人數，決定由簡單多數表決作出。

本 SICAV 的存續期間於成立時無限制，惟可隨時由股東依盧森堡法律的決議清算。若本 SICAV 的淨資產減少為法定最低資本額的三分之二以下，應召開股東大會考慮清算本 SICAV。目前盧森堡法律要求之最低資本額為 1,250,000 歐元。若本 SICAV 計劃清盤，在首次刊登召開結束本 SICAV 的股東大會通告後，不得再發行、轉換、或贖回股份。在刊登通告時已發行的所有股份將撥歸本 SICAV 的清盤分配之列。

本 SICAV 或基金的清算金額若不能在 9 個月內分派給股東，將被放在 Caisse de Consignation 處託管，直到法定時效期滿。凡未能在 30 年內領取的金額可予沒收。

在基金關閉或清盤後，若本 SICAV 收到有關該基金的未預期獲付款項，而且董事會考量該等款項的數額以及清算結束後已經過的時間，認為將該等款項交付給過去的股東並非適當或者在營運上不具正當性，該等款項將保留在本 SICAV。

合併

基金的任何合併都應由董事會決定，除非董事會決定將合併的決定提交給相關基金的股東會議。該會議不需要達到法定人數，決定由簡單多數表決作出。若合併一隻或多隻基金繼而導致基金不復存在，該合併事宜應透過召開股東大會決定，而此會議無須達到法定人數，有關決議經簡單多數票表決通過即可。此外，應適用 2010 年法例中關於合併 UCITS 之規定及任何實施條例（特別是有關通知股東方面）。

本管理公司

公司名稱和註冊地址

FIL Investment Management (Luxembourg) S.A.
2a Rue Albert Borschette, BP 2174
L-1246 Luxembourg

網站: fidelityinternational.com

法律結構 Société anonyme

司法管轄區 盧森堡

註冊成立 2002年8月14日

監管機構

盧森堡金融業監管委員會

283, route d'Arlon, L-1150 Luxembourg

註冊編號（盧森堡貿易和公司註冊處） B 88 635

管理的其他基金 參見 fidelityinternational.com

本管理公司董事

Christopher Brealey

盧森堡

Eliza Dungworth

盧森堡

Jon Skillman

盧森堡

Sera Sadrettin-Perry

英國

Romain Boscher

法國

執行主管人員

Florence Alexandre

盧森堡

Stephan von Bismarck

英國

Corinne Lamesch

盧森堡

Karin Winklbauer

盧森堡

Paul Witham

盧森堡

職責和授權

本 SICAV 的董事會已委任本管理公司履行投資管理、行政和行銷職能。經董事會和 CSSF 批准，本管理公司可以選擇將部份或全部的投資組合管理、行政管理和行銷職能委託給合格的第三方，惟其保留監督，實施適當的控制和程序，並維護認購章程。

投資經理繼而可以任命一個或多個次投資經理。

本管理公司必須要求任何受委託的實體在代表本 SICAV 行事時遵守認購章程、組織章程、2010 年法例和其他適用的規定。本管理公司必須每季向董事會報告一次，執行主管必須及時向本管理公司的董事和董事會通報因投資經理、總分銷商和本管理公司本身的行為而導致的任何重大不利行政事項。

投資經理、次投資經理以及本管理公司聘用的所有服務供應商和授權代理皆具無限期的服務協議。

若董事會或本管理公司認為符合股東的最佳利益，可以立即終止任何這些服務協議。否則，任何該等服務協議的持有人均可透過提供 90 天通知方式辭職或被替換（在某些情況下，對於在香港授權銷售的股份的投資管理協議，通知期為 30 天）。

管理公司政策

有關這些和其他公司行為政策的更多資訊，可透過以下連結獲取或如「投資基金」末尾的「通知、發佈和其他資訊」所載。

利益衝突

FIL 集團是一家提供投資銀行、資產管理和金融服務的全球全方位服務供應商，是全球金融市場的主要參與者。因此，FIL 集團積極參與各種商業活動，並可能在本 SICAV 投資的金融市場中擁有其他直接或間接利益。本 SICAV 無權獲得與此類業務活動有關的補償。

本管理公司、投資經理、總分銷商和某些其他分銷商和服務供應商或代表均為 FIL 集團組成的一部分。FIL 集團實體可以是基金正在考慮購買或出售的證券或衍生工具的發行機構或交易對手。此外，以特定身份為本 SICAV 服務的 FIL 集團實體可以以類似或不同的身份為另一個 SICAV（無論是否由 FIL 集團推動）服務。

於此等情況下，本管理公司試圖識別、管理並在必要時禁止任何可能在 FIL 集團實體和本 SICAV 或其投資者（例如本 SICAV 和 FIL 集團實體的其他客戶）的利益之間構成衝突的行動或交易。若進行的交易有可能受到利益衝突的影響，則此等交易必須按照正常的商業條款以公平的方式進行。任何可能沒有充分化解利益衝突的事件，以及為解決這些事件所做的決定，都將於本 SICAV 的財務報表附注中向投資者報告。

本管理公司與所有其他FIL集團實體一起，努力以符合最高誠信標準和公平交易方式管理任何衝突。本管理公司的利益衝突政策可在 fidelityinternational.com 查閱。

報酬

本管理公司實施的薪酬政策旨在不鼓勵採取與基金風險類別不一致的冒險行為，同時不妨礙本管理公司以符合股東最佳利益的方式行使職責。

薪酬政策：

- 支持以業績為基礎的績效文化
- 在短期和長期內區分和獎勵出色的表現
- 平衡固定和浮動報酬，以適當反映日常工作的價值和責任，並影響適當的行為和行動。
- 要求涉及從事獨立控制職能的僱員的報酬決定由控制部門的高級管理層作出，以便此等決定完全獨立於業務領域。
- 遵守並促進有效的風險管理做法，包括可持續發展風險
- 遵守管理公司的利益衝突政策，以及更廣泛地符合其合規和控制文化

本管理公司的董事負責確保該政策適用於本管理公司的所有員工，並每年檢討該政策。目前的薪酬政策可在 www.fil.com 上查閱。可到本管理公司的辦事處要求免費索取英文版印刷本。

最佳執行

每位投資經理和次投資經理都採取了最佳執行政策，在執行指示時採取一切合理措施，確保本SICAV獲得最佳結果。確定何為最佳執行時，投資經理及 / 或次投資經理將考慮一系列不同的因素，如價格、流動性、速度和成本等，具體取決於基於各類指示或金融工具的相對重要性。交易主要透過經紀執行，並基於最佳執行政策的標準選擇和監督。關連人士亦考慮其中。為實現其最佳執行目標，投資經理及 / 或次投資經理可選擇使用代理（無論是否為關連人士）進行指示傳輸和執行活動。

投資經理、其任何代表及 / 或其任何關連人士得由或透過與投資經理、其代表及 / 或其任何關連人士訂有協議之另一人之代理執行交易，依前述協議該人應不時為投資經理、其任何代表及 / 或其任何關連人士提供或取得商品、服務或其他利益，例如：只有法規許可之研究及顧問服務（「非金錢利益安排」），且可合理預期前述之提供有利於本SICAV整體，並有助於提升本SICAV之表現，及投資經理或其任何代表提供服務予本SICAV之表現，且不必直接付費，而由投資經理或其任何代表承諾與該人交易。為免生疑問，前述商品及服務不包括旅行、住宿、娛樂、一般行政商品或服務、一般辦公設備或場地、會員費、員工薪資或直接金錢給付。在本SICAV的年度報告中，以描述投資經理或其代表的非金錢利益政策和做法的陳述形式進行定期披露，包括說明他們及 / 或其任何關連人士所收到的貨物和服務。

投資經理、其任何代表及 / 或其任何關連人士不得就其為本SICAV向任一經紀商或自營商提供之業務，保留該等經紀商或自營商支付或應付之任何現金退佣（為經紀商或自營商退還投資經理、其任何代表及 / 或其任何關連人士之現金佣金）。投資經理、其任何代表及 / 或其任何關連人士應以本SICAV持有由前述任一經紀商或自營商給付之現金退佣。經紀費率不得高於通常機構全面服務經紀費率。所有交易應以最佳之方式執行。獲取非金錢利益安排不得為與該經紀或交易商進行或安排交易的唯一或主要目的。

有關投資研究費的進一步資訊，包括可能向本SICAV收取的最高費用，可在基金的註冊辦事處或 fidelityinternational.com/researchbudget 查詢。

本管理公司聘用的專業公司

投資經理

FIL Fund Management Limited

Pembroke Hall, 42 Crow Lane
Pembroke HM19, Bermuda

投資經理根據規定的投資目標和政策處理每隻基金的日常管理。其獲授權代表本SICAV行事，為每隻基金的投資組合選擇代理、經紀、交易商並進行證券交易。

投資經理可以從投資經理的任何關連人士或任何其他第三方顧問那裡獲得投資建議，並根據其建議行事。此外，投資經理可以將投資管理活動轉授給投資經理的任何關連人士或適用法規下的任何其他合格實體。投資經理應對該實體適當履行義務負責。

投資經理可將投資管理權轉授給以下實體（包括其分支機構）。年度和半年度報告列出了在過去6個月或12個月內管理每隻基金資產的所有實體。

次投資經理

FIAM LLC

900 Salem Street
Smithfield, RI 02917, USA

Fidelity Management & Research Company LLC

245 Summer Street
Boston, MA 02210, USA

FIL Gestion

21, avenue Kléber
75784 Paris Cedex 16, France

FIL Investment Management (Australia) Limited

Level 17, 60 Martin Place
Sydney, NSW 2000, Australia

FIL Investment Management (Hong Kong) Limited

Level 21, Two Pacific Place
88 Queensway
Admiralty, Hong Kong

FIL Investment Management (Singapore) Limited

8 Marina View, #35-06 Asia Square Tower 1
Singapore 018960

FIL Investments International

Beech Gate, Millfield Lane
Lower Kingswood, Tadworth
Surrey, KT20 6RP UK

FIL Investments (Japan) Limited

7-7 7, Roppongi, Minato-ku
Tokyo 106 0032, Japan

FIL (Luxembourg) S.A.

2a, Rue Albert Borschette, BP 2174 L-1246 Luxembourg

Fidelity Investments Canada ULC

483 Bay Street, Suite 300,
Toronto ON M5G 2N7, Canada

Geode Capital Management

LLC 100 Summer Street, 12th Floor
Boston, MA 02110, USA

Geode Capital Management, LLC has 已獲委任為富達基金 - 歐盟50指數基金的次投資經理。

此外，Geode Capital Management, LLC亦可管理以下基金的任何資產：富達基金 - 歐洲多元收益基金；富達基金 - 環球多元收益基金；富達基金 - 環球多元動力基金；富達基金 - 環球主題機遇基金；富達基金 - 可持續發展多元收益基金；富達基金 - 富達目標™ 2025基金；富達基金 - 富達目標™ 2030基金。投資經理可於其認為適當下，決定將該等基金的部份資產分配予Geode Capital Management, LLC。作出分配任何部份資產的決定，以及有關分配的規模將取決於質化和量化篩選程序，有關程序涉及各種不同標準，例如投資組合管理經驗、風險承受能力、策略、風格或歷史表現，以至對各項基金的投資目標、政策和風險類別的適用性。在任何情況下，所有該等基金只會在輔助性的基礎上把部份資產分配予Geode Capital Management, LLC。投資經理將負責制定有關基金的整體策略，包括設定適當的投資指引；而Geode Capital Management, LLC將負責其管理資產的日常投資決定，並確保繼續遵守有關基金的投資目標及政策。

當投資經理認為屬必要且有意如此為之時，投資經理得不時補充、取代或終止與Geode Capital Management LLC間之任命範圍及 / 或在次投資經理間重新配置所管理之基金的資產，無須事先通知各股東。

總分銷商

FIL Distributors

Pembroke Hall, 42 Crow Lane Pembroke HM19, Bermuda

電話 +1 441 297 7267

傳真 +1 441 295 4493

總分銷商負責推廣、銷售或分銷本SICAV的股份。

其他分銷商和代理

總分銷商可以聘請FIL集團旗下公司以及第三方作為某些國家或市場的當地分銷商、交易設施或代表。本管理公司本身可以作為一個交易機構。

一些國家強制使用代理，代理機構不僅為交易提供便利，亦會以自己的名義代表投資者持有股份。分銷商可以作為代名人，這可能會影響您作為投資者的權利。

服務的實體和地區	分銷商
澳洲	<p>FIL Investment Management (Australia) Limited</p> <p>Level 17, 60 Martin Place Sydney, NSW 2000, Australia 電話 (+61) 1800 044 922</p>
百慕達	<p>FIL Distributors International Limited</p> <p>PO Box HM670 Hamilton HMCX, Bermuda 電話 (+1) 441 297 7267 傳真 (+1) 441 295 4493</p>
法國	<p>FIL Gestion</p> <p>21, avenue Kléber 75784 Paris Cedex 16, France 電話 (+33) 7304 3000</p>

服務的實體和地區	分銷商
德國	<p>FIL Investment Services GmbH</p> <p>Kastanienhöhe 1 D61476 Kronberg im Taunus, Germany 電話 (+49) 6173 5090 傳真 (+49) 6173 5094 199</p>
香港	<p>富達基金（香港）有限公司</p> <p>香港金鐘 金鐘道 88 號太古廣場二期 21 樓 電話 (+852) 2629 2629 傳真 (+852) 2629 6088</p>
愛爾蘭	<p>FIL Fund Management (Ireland) Limited</p> <p>George's Quay House 43 Townsend Street Dublin D02 VK65, Ireland</p>
盧森堡	<p>FIL (Luxembourg) S.A.</p> <p>2a, Rue Albert Borschette, BP 2174 L-1246 Luxembourg 電話 (+352) 2504 0424 00 傳真 (+352) 2638 3938</p>
台灣	<p>富達證券投資信託股份有限公司</p> <p>11065 台灣台北市信義區 忠孝東路五段 68 號 11 樓</p>
新加坡	<p>FIL Investment Management (Singapore) Limited</p> <p>8 Marina View #27-01-06, Asia Square Tower 1 Singapore 018960 電話: (65) 6511 2200 傳真: (65) 6536 1960</p>
其他司法管轄區	<p>FIL Pensions Management</p> <p>Beech Gate, Millfield Lane, Lower Kingswood, Surrey, KT20 6RP United Kingdom 電話 (44) 1732 777377 傳真 (44) 1732 777262</p>

子過戶代理

HSBC Continental Europe, Luxembourg Branch

18, Boulevard de Kockelscheuer,
1821 Luxembourg

子過戶代理作為非美國和非加拿大居民客戶的過戶代理，透過國家證券清算公司和加拿大基金服務公司進行投資。

ProService Finteco Sp. z.o.o. (波蘭)

ul. Konstruktorska 12A
02-673 Warsaw
Poland

富達、Fidelity International、Fidelity International 徽標以及標誌是 FIL Limited 的商標。



富達基金 | 2024年8月認購章程摘錄