

HSBC Investment Funds

UK Growth & Income Fund

Monthly report 31 March 2024 | Share class Acc C



Investment objective

The Fund aims to provide growth and income in the long term, which is a period of five years or more.



Investment strategy

To achieve its objective, the Fund will invest at least 80% of its value in the shares (equities) of UK companies, including preference shares. UK companies are those that are based in the UK or earn at least 80% of their revenue from the UK. Typically the Fund will invest in the shares of 40 to 70 companies. The Fund is managed with reference to the FTSE All-Share Index (the "Index"). The level of risk the Fund may take is considered relative to the Index as part of the portfolio construction process. This means the Fund returns are more likely to be closer to the returns of the Index than if there were no limits on the level of risk the Fund may take. The Index is also considered as part of our investment risk monitoring process, to check that the overall level of risk taken by the Fund manager is not inconsistent with the UK equities market. The performance of the Fund is therefore shown against the performance of the FTSE All-Share Index.



Main risks

- The value of investments and any income from them can go down as well as up and you may not get back the amount originally invested.
- Where overseas investments are held the rate of currency exchange may cause the value of such investments to go down as well as up.
- Liquidity is a measure of how easily the Fund's holdings can be quickly converted to cash. The value of the Fund's holdings may be significantly impacted by liquidity risk during adverse market conditions.

Share class details

Key metrics

NAV per share	GBP 1.70
Performance 1 month	4.73%
Volatility 3 years	10.49%

Fund facts

UCITS V compliant	Yes
UK reporting fund status (UKRS)	Yes
ISA eligible	Yes
Dividend treatment	Accumulating
Dividend ex-date	16 January 2020
Dealing frequency	Daily
Valuation time	12:00 United Kingdom

Share class base currency	GBP
Domicile	United Kingdom
Inception date	3 December 2012
Fund size	GBP 256,248,803
Reference benchmark	100% FTSE All Share Index
Managers	Paul Denham Ed Gurung

Fees and expenses

Minimum initial investment ¹	GBP 1,000,000
Ongoing charge figure ²	0.840%

Codes

ISIN	GB00B715G377
Bloomberg ticker	HSUGICA LN
SEDOL	B715G37

¹Please note that initial minimum subscription may vary across different distributors
²Ongoing Charges Figure is an estimate due to a change of fee structure.

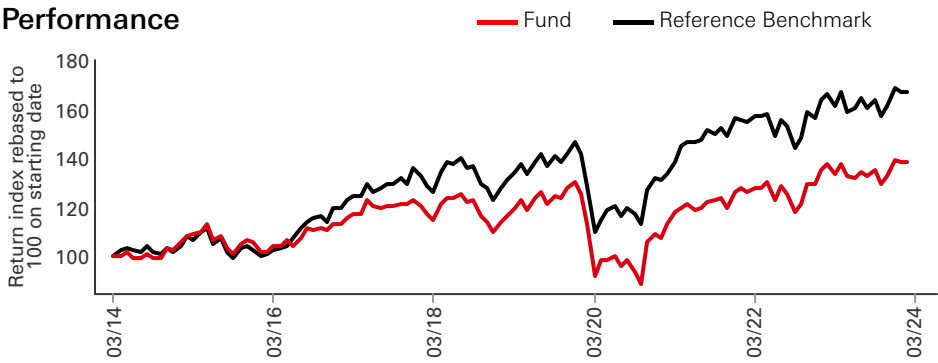
Past performance does not predict future returns. The figures are calculated in the share class base currency, dividend reinvested, net of fees.

This is a marketing communication. Please refer to the prospectus and to the KID before making any final investment decisions.

For definition of terms, please refer to the Glossary QR code and Prospectus.

Source: HSBC Asset Management, data as at 31 March 2024

Performance

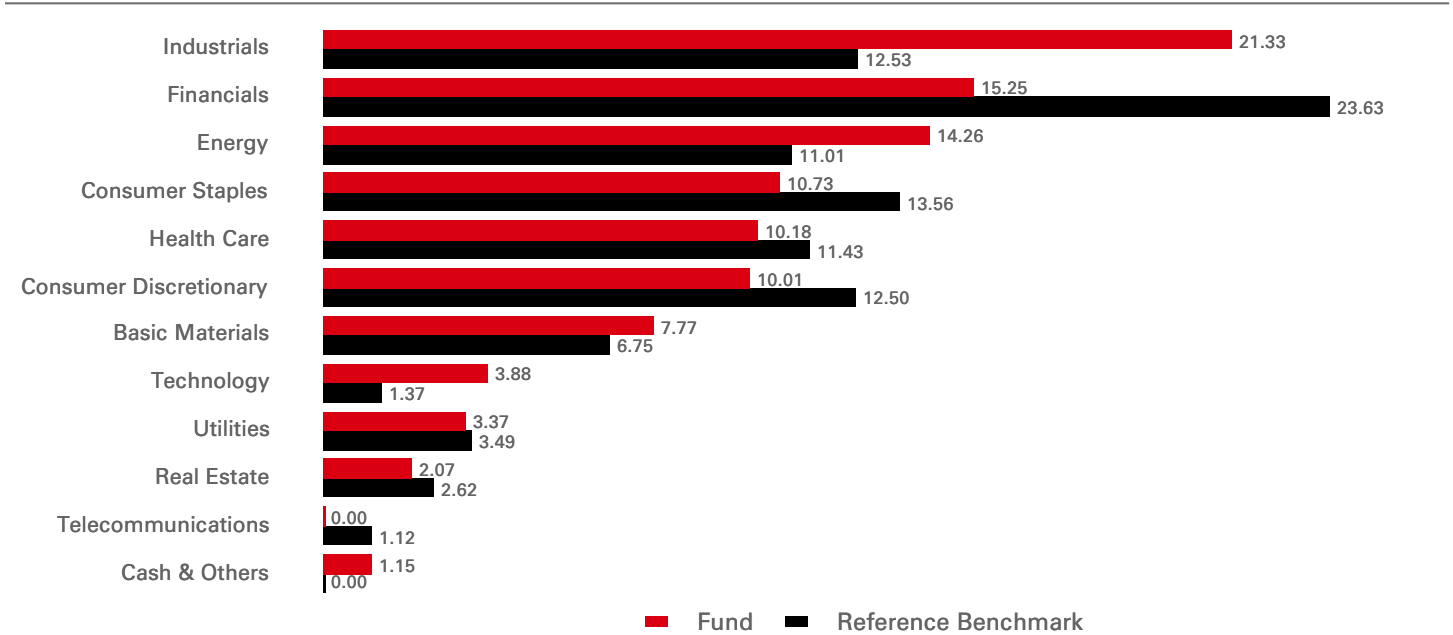


Performance (%)	YTD	1 month	3 months	6 months	1 year	3 years ann	5 years ann	10 years ann
Acc C	4.05	4.73	4.05	7.39	8.80	7.31	3.97	3.82
Reference Benchmark	3.57	4.75	3.57	6.91	8.43	8.05	5.44	5.77

Rolling performance (%)	31/03/23-31/03/24	31/03/22-31/03/23	31/03/21-31/03/22	31/03/20-31/03/21	31/03/19-31/03/20	31/03/18-31/03/19	31/03/17-31/03/18	31/03/16-31/03/17	31/03/15-31/03/16	31/03/14-31/03/15
Acc C	8.80	4.29	8.91	27.72	-23.04	4.58	-2.20	12.66	-4.36	8.65
Reference Benchmark	8.43	2.92	13.03	26.71	-18.45	6.36	1.25	21.95	-3.92	6.57

Equity characteristics	Fund	Reference Benchmark	3-Year Risk Measures	Acc C	Reference Benchmark
No. of holdings ex cash	43	566	Volatility	10.49%	10.79%
Average market cap (GBP Mil)	51,194	57,830	Information ratio	-0.23	--
			Beta	0.93	--

Sector allocation (%)



Top 10 holdings	Sector	Weight (%)
Shell PLC	Energy	8.47
BP PLC	Energy	5.79
GSK PLC	Health Care	5.03
AstraZeneca PLC	Health Care	4.29
BAE Systems PLC	Industrials	3.99
HSBC Holdings PLC	Financials	3.96
Compass Group PLC	Consumer Discretionary	3.57
Rio Tinto PLC	Basic Materials	3.29
Barclays PLC	Financials	3.08
Next PLC	Consumer Discretionary	2.92

Monthly performance commentary

At sector level, stock selection was positive for the month. Positive performance came from Consumer Discretionary and Financials, though this was offset by negative stock selection in Basic Materials and Real Estate.

Consumer Staples security, RECKITT BENCKISER GROUP PLC with total effect 0.23% is the top contributor. Additionally, Consumer Discretionary security, RELX PLC was the second largest contributor with total effect 0.17%. Consumer Discretionary security, FLUTTER ENTERTAINMENT PLC-DI also contributed with total effect 0.17%.

On the other side, detractors included Basic Materials security GLENCORE PLC with total effect -0.23%, Real Estate holding, RIGHTMOVE PLC with total effect -0.16%, and Industrials holding, ROLLS-ROYCE HOLDINGS PLC with total effect -0.15%.

During this period, no positions were opened or were closed.

Sector allocation effects are residual to stock selection. At sector level, effects were positive, given an overweight exposure to Consumer Staples.

Risk disclosures

- Further information on the potential risks can be found in the Key Information Document (KID) and/or the Prospectus or Offering Memorandum.

Index disclaimer

FTSE International Limited ("FTSE") © FTSE 2024. "FTSE®" is a trade mark of the London Stock Exchange Group companies and is used by FTSE International Limited under licence. All rights in the FTSE indices and / or FTSE ratings vest in FTSE and/or its licensors. Neither FTSE nor its licensors accept any liability for any errors or omissions in the FTSE indices and / or FTSE ratings or underlying data. No further distribution of FTSE Data is permitted without FTSE's express written consent.

Important information

The material contained herein is for marketing purposes and is for your information only. This document is not contractually binding nor are we required to provide this to you by any legislative provision. It does not constitute legal, tax or investment advice or a recommendation to any reader of this material to buy or sell investments. You must not, therefore, rely on the content of this document when making any investment decisions.

This material is not intended for distribution to or use by any person or entity in any jurisdiction or country where such distribution or use would be contrary to law or regulation. This material is not and should not be construed as an offer to sell or the solicitation of an offer to purchase or subscribe to any investment.

Any views expressed were held at the time of preparation and are subject to change without notice. While any forecast, projection or target where provided is indicative only and not guaranteed in any way. HSBC Global Asset Management (UK) Limited accepts no liability for any failure to meet such forecast, projection or target.

This fund is a sub-fund of HSBC Investment Funds, an Open Ended Investment Company that is authorised in the UK by the Financial Conduct Authority. The Authorised Corporate Director and Investment Manager is HSBC Global Asset Management (UK) Limited. All applications are made on the basis of the HSBC Investment Funds prospectus, Key Investor Information Document (KIID), Supplementary Information Document (SID) and most recent annual and semi annual report, which can be obtained upon request free of charge from HSBC Global Asset Management (UK) Limited, 8, Canada Square, Canary Wharf, London, E14 5HQ, UK, or the local distributors. Investors and potential investors should read and note the risk warnings in the prospectus and relevant KIID and additionally, in the case of retail clients, the information contained in the supporting SID.

To help improve our service and in the interests of security we may record and/or monitor your communication with us. HSBC Global Asset Management (UK) Limited provides information to Institutions, Professional Advisers and their clients on the investment products and services of the HSBC Group.

Approved for issue in the UK by HSBC Global Asset Management (UK) Limited, who are authorised and regulated by the Financial Conduct Authority.


www.assetmanagement.hsbc.co.uk

Copyright © HSBC Global Asset Management (UK) Limited 2024. All rights reserved.

Further Information can be found in the prospectus and in our Key Investor Information Documents published in our Fund Centre at www.assetmanagement.hsbc.co.uk

Source: HSBC Asset Management, data as at 31 March 2024

Follow us on:



For more information please contact us at E-mail:

Wholesale.clientservices@hsbc.com.

www.assetmanagement.hsbc.com/uk

To help improve our service and in the interests of security we may record and/or monitor your communication with us.

Glossary

