

### Important Information

The fund invests primarily in equity and equity related securities of Hong Kong companies.

- The fund invests in equity would subject to equity investment risk.
  - The fund invests in concentrated region and PRC and may be subject to political, social and economic risk, legal and regulatory risks, liquidity and volatility, etc. .
  - The fund invests in mainland China would subject to the risks related to investments via the Stock Connect. Stock Connect has quota limitations and its rules are subject to change with potential retrospective effect.
  - The fund may use China market access to gain exposure to China A-Share indirectly and involves additional risks including lack of a secondary market in such instruments, illiquidity of the underlying securities, difficulty in selling these instruments at times when the underlying markets are closed and counterparty default risk.
  - The fund may use derivatives to meet its investment objective. Derivatives exposure may involve higher counterparty, liquidity and valuation risks. In adverse situations, the fund may suffer significant losses from their derivative usage for hedging.
  - For share classes with a general dividend policy, expenses will be paid out of capital rather than out of gross income. The amount of distributable income therefore increases and the amount so increased may be considered to be dividend paid out of capital. Share classes with a fixed dividend policy may pay out both income and capital in distributions. Where distributions are paid out of capital, this amounts to a return or withdrawal of part of your original investment or capital gains attributable to that and may result in an immediate decrease in the net asset value of shares.
- You should not make any investment decision solely based on this document. Please read the relevant offering document carefully for further fund details including risk factors.

### Investment Objectives

The fund aims to provide capital growth by investing in equity and equity related securities of Hong Kong SAR companies.

## Schroder International Selection Fund Hong Kong Equity

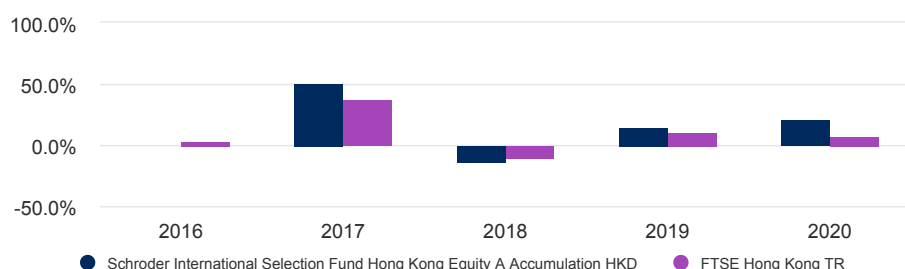
A Accumulation HKD | Data as at 31.01.2021

## Share class performance (Cumulative)

Performance (%)	1 month	3 months	6 months	YTD	1 year	3 years	5 years	10 years
<b>Fund</b>	3.6	16.7	27.0	3.6	34.0	14.3	110.8	102.3
<b>Benchmark</b>	2.3	21.0	21.1	2.3	15.5	4.7	72.7	74.4

Annual Performance (%)	2016	2017	2018	2019	2020
<b>Fund</b>	0.5	51.6	-14.1	15.4	20.7
<b>Benchmark</b>	4.1	37.4	-10.0	11.2	7.0

## Performance over 5 years (%)



Source: Morningstar, NAV to NAV, net income reinvested, net of fees, based on Schroder International Selection Fund Hong Kong Equity A Accumulation HKD Units, HKD. Some performance differences between the fund and the benchmark may arise as the benchmark returns are not adjusted for non-dealing days of the fund. The Fund size quoted includes all classes of the Fund. Investment involves risks. Price of units may go down as well as up. Past performance is not indicative of future performance. Please refer to the relevant offering documents for fund details including risk factors. This material is issued by Schroder Investment Management (Hong Kong) Limited and has not been reviewed by the SFC. Performance is calculated from the share class's since launch date (09.08.2002). ##Capital Investment Entrant Scheme is referred to as CIES. The CIES has been suspended with effect from 15.01.2015 until further notice. Please visit the HKSAR Immigration Department website and/or check with your Financial Intermediary for details. Benchmark changed from 90% FTSE AWHK - Hong Kong, 10% HSBC to 90% FTSE AW HK - Hong Kong Net, 10% HSBC effective from 02.04.2013, and to FTSE Hong Kong Net effective from 03.07.17. The full track record of the previous benchmark has been kept and chain linked to the new one. Schroder International Selection Fund is referred to as Schroder ISF.

## Fund literature



Download the offering documents here

## Fund facts

<b>Fund manager</b>	Toby Hudson
<b>Fund launch date</b>	09.08.2002
<b>Fund base currency</b>	HKD
<b>Fund size (Million)</b>	HKD 15,974.52
<b>Number of holdings</b>	40
<b>Benchmark</b>	FTSE Hong Kong TR
<b>Unit NAV</b>	HKD 573.8771
<b>Hi/Lo (past 12 mths)</b>	HKD 602.8296 / HKD 342.4850
<b>Annualized Return (3Y)</b>	4.57%

## Fees &amp; expenses

<b>Initial charge up to</b>	5.00%
<b>Annual management fee</b>	1.5%
<b>Redemption fee</b>	0.00%

## Codes

<b>ISIN</b>	LU0149534421
<b>Bloomberg</b>	SCHHEAA LX
<b>Reuters code</b>	LU0149534421.LUF

## Ratings and accreditation

\*



Please refer to the Important information section for the disclosure.

## Risk statistics &amp; financial ratios

	Fund	Benchmark
<b>Annual volatility (%) (3y)</b>	20.5	20.6
<b>Alpha (%) (3y)</b>	3.1	-
<b>Beta (3y)</b>	0.9	-
<b>Sharpe ratio (3y)</b>	0.3	0.1
<b>Information ratio (3y)</b>	0.4	-
<b>Price to book</b>	1.6	-
<b>Price to earnings</b>	21.5	-
<b>Predicted Tracking error (%)</b>	8.2	-

Source: Morningstar, and Schroders for the Predicted tracking error. The above ratios are based on NAV to NAV price based performance data. These financial ratios refer to the average of the equity holdings contained in the fund's portfolio and in the benchmark (if mentioned) respectively.

## Schroder International Selection Fund Hong Kong Equity

A Accumulation HKD | Data as at 31.01.2021

## Return of HKD 100,000



**Past Performance is not a guide to future performance and may not be repeated.**

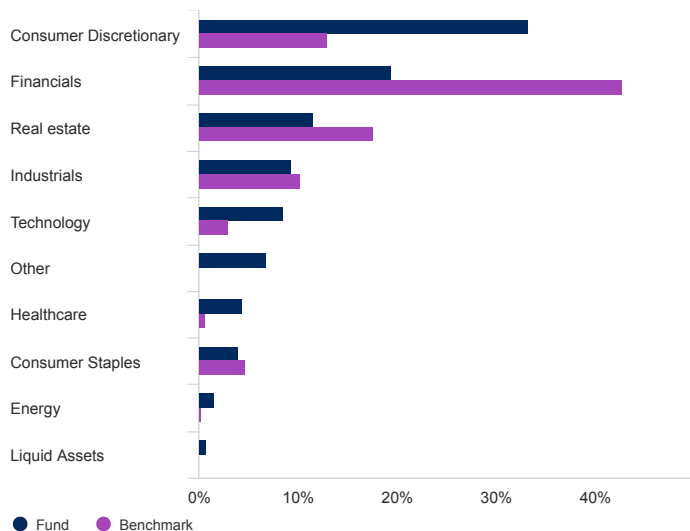
**The value of investments and the income from them may go down as well as up and investors may not get back the amounts originally invested. Exchange rate changes may cause the value of any overseas investments to rise or fall.**

The chart is for illustrative purposes only and does not reflect an actual return on any investment.

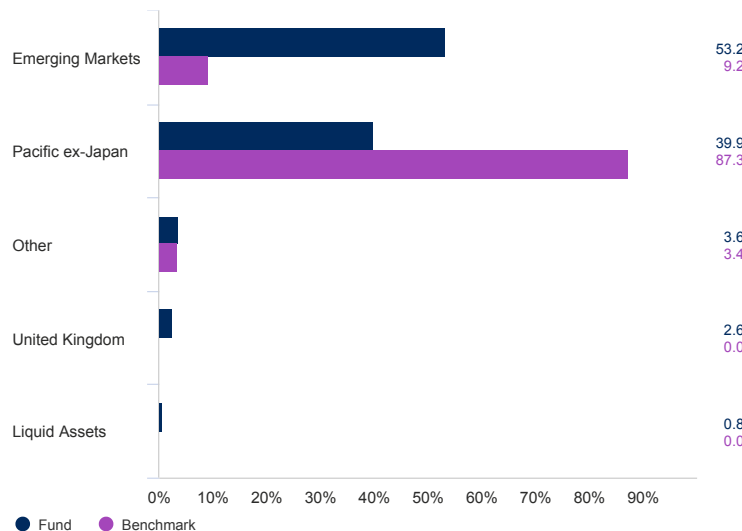
Returns are calculated NAV to NAV (which means performance does not include the effect of any initial charges), net income reinvested, net of fees.

## Asset allocation

## Sector (%)



## Region (%)



## Schroder International Selection Fund Hong Kong Equity

A Accumulation HKD | Data as at 31.01.2021

## Top 10 holdings (%)

Holding name	%
AIA Group Ltd	7.7
Tencent Holdings Ltd	7.5
Alibaba Group Holding Ltd	5.9
Hong Kong Exchanges & Clearing Ltd	4.2
China Pacific Insurance Group Co Ltd	3.9
Schroder Umbrella Fund II - China Equity Alpha Fund	3.7
Techtronic Industries Co Ltd	3.7
Galaxy Entertainment Group Ltd	3.6
Haitian International Holdings Ltd	3.4
New Oriental Education & Technology Group Inc	3.3

Source: Schroders.

Percentages of allocation may not sum up to 100% due to rounding issue. Derivatives are displayed on the notional basis of the underlying exposure where possible. Due to the different treatment of derivative types, the allocation to Liquid Assets may vary between each chart.

## Share class available

	A Accumulation HKD	A Accumulation USD
<b>Distribution Policy</b>	No Distribution	No Distribution
<b>ISIN</b>	LU0149534421	LU0607220059
<b>Bloomberg</b>	SCHHEAA LX	SCKUAAU LX

## Benchmark and corporate action information

The Schroder ISF Hong Kong Equity fund was launched to accommodate a transfer of shareholders from the Schroder range of Hong Kong unit trusts to the Schroder ISF SICAV. On 03.07.2017 the FTSE Hong Kong Net replaced the 90% FTSE AW HK - Hong Kong Net, 10% HSBC. The full track record of the previous index has been kept and chainlinked to the new one.

## Important information

FTSE International Limited ("FTSE") © FTSE (2020). "FTSE" is a trade mark of London Stock Exchange Plc and The Financial Times Limited and is used by FTSE International Limited under licence. All rights in the FTSE indices and / or FTSE ratings vest in FTSE and/or its licensors. Neither FTSE nor its licensors accept any liability for any errors or omissions in the FTSE indices and / or FTSE ratings or underlying data. No further distribution of FTSE Data is permitted without FTSE's express written consent.

\* Morningstar Rating as at 31.01.2021: © Morningstar 2021. All Rights Reserved. The information contained herein: (1) is proprietary to Morningstar and/or its content providers; (2) may not be copied or distributed; and (3) is not warranted to be accurate, complete or timely. Neither Morningstar nor its content providers are responsible for any damages or losses arising from any use of this information. Past performance is no guarantee of future results.

### Product Highlight

#### Important Information

The fund invests primarily in equity and equity related securities of Hong Kong companies.

- The fund invests in equity would subject to equity investment risk.

- The fund invests in concentrated region and PRC and may be subject to political, social and economic risk, legal and regulatory risks, liquidity and volatility, etc..

- The fund invests in mainland China would subject to the risks related to investments via the Stock Connect. Stock Connect has quota limitations and its rules are subject to change with potential retrospective effect.

- The fund may use China market access to gain exposure to China A-Share indirectly and involves additional risks including lack of a secondary market in such instruments, illiquidity of the underlying securities, difficulty in selling these instruments at times when the underlying markets are closed and counterparty default risk.

- The fund may use derivatives to meet its investment objective. Derivatives exposure may involve higher counterparty, liquidity and valuation risks. In adverse situations, the fund may suffer significant losses from their derivative usage for hedging.

- For share classes with a general dividend policy, expenses will be paid out of capital rather than out of gross income. The amount of distributable income therefore increases and the amount so increased may be considered to be dividend paid out of capital. Share classes with a fixed dividend policy may pay out both income and capital in distributions. Where distributions are paid out of capital, this amounts to a return or withdrawal of part of your original investment or capital gains attributable to that and may result in an immediate decrease in the net asset value of shares.

You should not make any investment decision solely based on this document. Please read the relevant offering document carefully for further fund details including risk factors.

#### Investment Objective and Strategy

The fund aims to provide capital growth by investing in equity and equity related securities of Hong Kong SAR companies.

The fund invests at least two-thirds of its assets in equity and equity related securities of Hong Kong SAR companies.

The fund may invest directly in China A-Shares via the Shanghai-Hong Kong Stock Connect and the Shenzhen-Hong Kong Stock Connect (collectively "Stock Connect") (as further described in the section headed "Stock Connect" in the Hong Kong Covering Document). Indirect exposure to China A-Shares may also be sought for the fund through investment in financial instruments such as China market access products and other funds with China access through quota held by Qualified Foreign Institutional Investors or Renminbi Qualified Foreign Institutional Investors. The fund does not currently intend to invest 30% or more of the net asset value of the fund directly and indirectly in China A-Shares and China B-Shares. The Fund may invest directly in China B-Shares and China H-Shares and may invest less than 30% of its assets in China A-Shares through Shanghai-Hong Kong Stock Connect and Shenzhen-Hong Kong Stock Connect.

港元A類別累積單位 | 數據截至 31.01.2021

### 重要事項

基金主要投資於香港公司的股本和股本相關證券。

- 基金投資股票證券涉及股票投資風險。
  - 基金投資於集中地區及中國而須承受政治、社會和經濟、法律及監管風險、流動性及波動性風險等等。
  - 基金投資於中國內地或會承受經互聯互通機制投資相關的風險。互聯互通機制受額度限制所限，相關規則和法例可能有所更改，並存在潛在追溯的效力。
  - 基金可利用中國市場連接產品間接地投資於中國A股並可涉及額外風險，包括該等工具缺乏第二市場、相關證券缺乏流動性、相關市場關閉時難以出售該等工具、和對手方違約的風險。
  - 基金可投資於衍生工具以達致投資目標。運用衍生工具可涉及較高的對手方、流通性及估值的風險。在不利的情况下，基金可能會因為使用衍生工具作對沖之用而承受重大虧損。
  - 一般股息政策的股份類別，支出將從資本而非總收入中支付，可分派收入因此增加，而增加的部份可被視為從資本中支付的股息。定息政策的股份類別，其股息可能同時由收入及資本中支付。從資本中支付的派息相當於從閣下原本投資的金額中，或從該等金額賺取的資本收益中退回或提取部份款項，可能導致每股資產淨值即時下跌。
- 閣下不應僅倚賴本文件而作出任何投資決定。請詳閱有關銷售文件以得悉基金之詳情包括風險因素。

### 投資目標

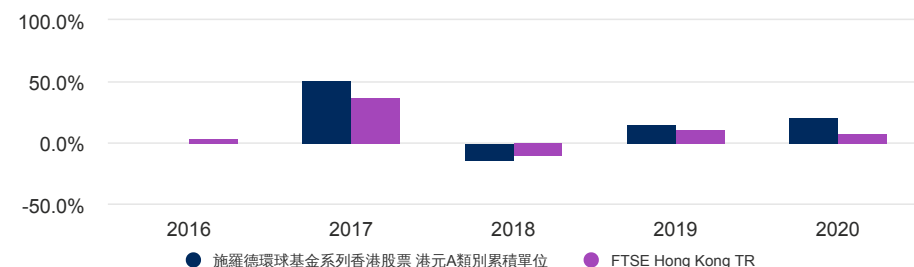
基金旨在通過投資於香港特別行政區公司的股本和股本相關證券，以提供資本增值。

### 股份類別表現 (累計)

表現 (%)	1個月	3個月	6個月	年初至今	1年	3年	5年	10年
基金	3.6	16.7	27.0	3.6	34.0	14.3	110.8	102.3
基準	2.3	21.0	21.1	2.3	15.5	4.7	72.7	74.4

年度表現 (%)	2016	2017	2018	2019	2020
基金	0.5	51.6	-14.1	15.4	20.7
基準	4.1	37.4	-10.0	11.2	7.0

### 5年表現 (%)



資料來源：晨星。以資產淨值價計算，收益再投資，已扣除費用，依據施羅德環球基金系列香港股票港元A類別累積單位、港元。本基金表現與基準表現可能存在部分差異，這是由於基準表現不考慮非交易日。本基金之資產值已涵蓋其所有類別。投資涉及風險。單位價格可跌可升。過往表現未必可作日後業績的準則。詳情（包括風險因素）請參閱有關銷售文件。本文件由施羅德投資管理（香港）有限公司刊發並未受香港證監會檢閱。基金表現由基金單位類別推出日期起計算（即：09.08.2002）。##「資本投資者入境計劃」已由二零一五年一月十五日起暫停直至另行通知為止，請查閱香港入境處網站及/或向你的金融中介機構查詢詳情。本基金基準已於02/04/2013由90% FTSE AW HK - Hong Kong, 10% HSBC更改為90%FTSE AW HK - Hong Kong Net, 10% HSBC，並於03/07/2017更改為FTSE Hong Kong Net。過往所有基準的全部往績俱已保存，並和新的指數串連。

### 基金文件



於此下載銷售文件

### 基金資料

基金經理	Toby Hudson
基金推出日期	09.08.2002
基金基本貨幣	港元
資產值 (百萬元)	港元 15,974.52
持倉數量	40
基準	FTSE Hong Kong TR
單位資產淨值	港元 573.8771
最高 / 最低 (過去十二個月)	港元 602.8296 / 港元 342.4850
年度回報率 (3年)	4.57%

### 費用和開支

首次認購費上限	5.00%
管理年費	1.5%
贖回費	0.00%

### 代碼

ISIN	LU0149534421
彭博代碼	SCHHEAA LX
路透社代碼	LU0149534421.LUF

### 評級和認證

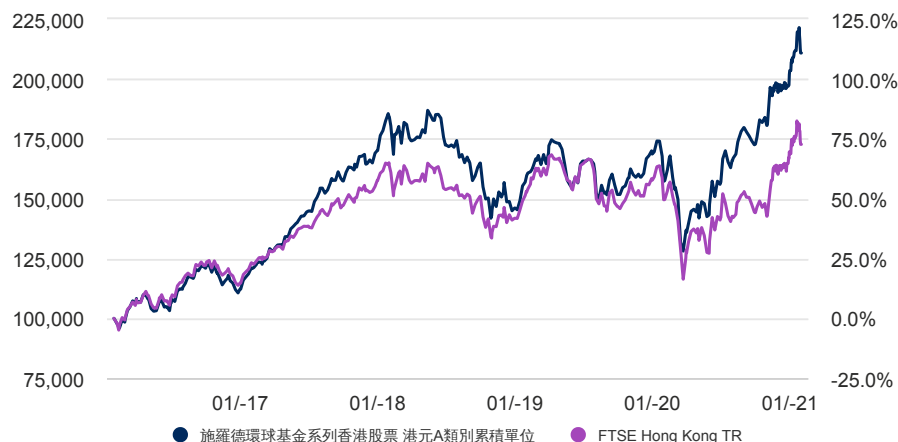
\*



請參考重要事項章節。

港元A類別累積單位 | 數據截至 31.01.2021

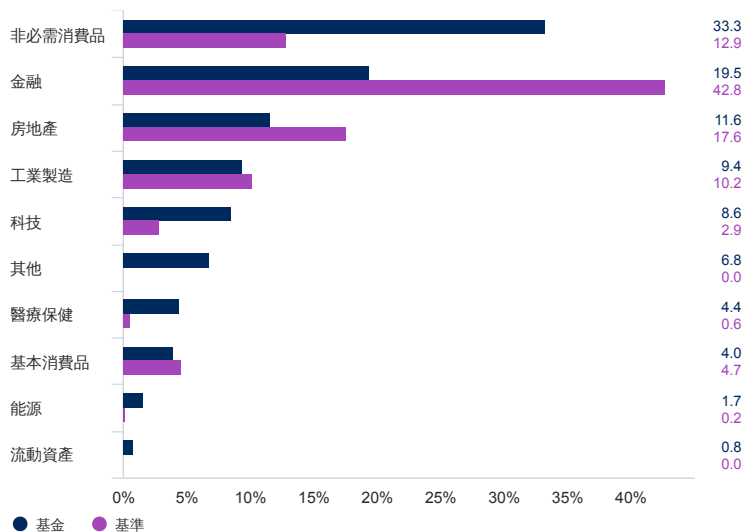
### 港元 100,000 回報



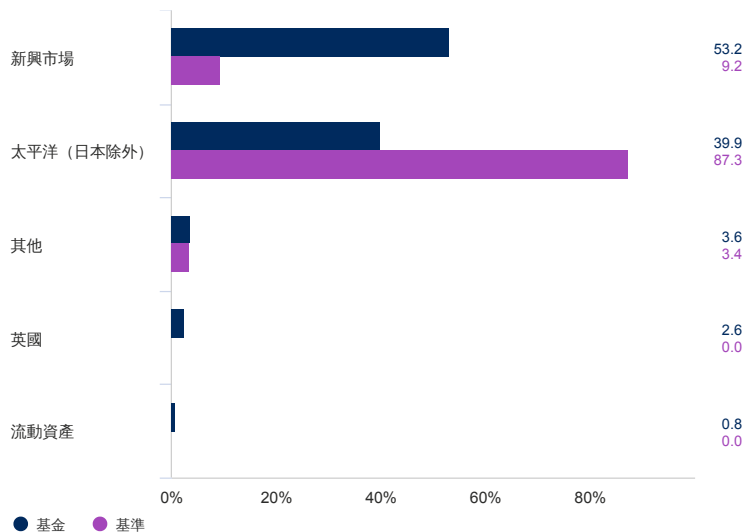
過往表現未必可作日後業績的準則，並不一定會再次重現。  
投資價值及所得收益可跌亦可升，投資者未必能取回投資本金。匯率變動可能造成海外投資價值的上升或下跌。  
本圖表僅供參考之用，並未反映任何投資的實際回報率。  
回報率以資產淨值價計算（這是指業績並不包含任何首次認購費）、收益再投資、扣除費用。

### 資產分佈

#### 行業資產分佈 (%)



#### 地區 (%)



### 10大主要投資 (%)

投資名稱	%
AIA Group Ltd	7.7
Tencent Holdings Ltd	7.5
Alibaba Group Holding Ltd	5.9
Hong Kong Exchanges & Clearing Ltd	4.2
China Pacific Insurance Group Co Ltd	3.9
Schroder Umbrella Fund II - China Equity Alpha Fund	3.7
Techtronic Industries Co Ltd	3.7
Galaxy Entertainment Group Ltd	3.6
Haitian International Holdings Ltd	3.4
New Oriental Education & Technology Group Inc	3.3

### 風險統計數據及財務比率

	基金	基準
年均相對波幅 (%) (3年)	20.5	20.6
阿爾法 (%) (3年)	3.1	-
貝他 (3年)	0.9	-
夏普比率 (3年)	0.3	0.1
信息比率 (3年)	0.4	-
市賬率	1.6	-
市盈率	21.5	-
預測跟踪誤差	8.2	-

資料來源：晨星。預測跟踪誤差來源：施羅德。上述比率以按資產淨值價計算之基金表現為基礎。上述財務比率是指基金投資組合和基準（如有提及）中所含的平均股權。

港元A類別累積單位 | 數據截至 31.01.2021

資料來源: 施羅德投資。由於四捨五入的關係, 分配相加的百分比可能不等於100%。衍生工具在適用的情形下是依照標的資產之名目基礎表示。由於對各類型衍生工具的處理不同, 各圖表之間對流動資產的分配可能有所差異。

### 可認購股份類別

	港元A類別累積單位	美元A類別累積單位
派息政策	無派息	無派息
ISIN	LU0149534421	LU0607220059
彭博代碼	SCHHEAA LX	SCKUAAU LX

### 基準和公司行動信息

推出施羅德環球基金系列香港股票基金是為了方便施羅德香港單位信託系列的股東轉讓予施羅德環球基金系列SICAV。2017年7月3日, FTSE Hong Kong Net取代了90% FTSE AW HK - Hong Kong Net, 10% HSBC。之前指數的完整跟蹤記錄已保留, 並鏈接到新指數。

### 重要事項

富時國際有限公司 ("FTSE") © FTSE。"FTSE®"是倫敦證券交易所和金融時報有限公司的商標, 且是富時國際有限公司經授權使用的。所有FTSE指數和/或FTSE評級, 歸屬於FTSE和/或其許可人。FTSE及其許可人概不承擔在FTSE指數和/或FTSE評級或基礎資料中的任何錯誤或遺漏。在未取得FTSE明確的書面同意下, 不得進一步流通富時的資料。

\* 晨星評級截至 31.01.2021: © Morningstar 2021.保留所有權利。此處包含的資訊為: (1) 為晨星和/或其內容提供者所專有; (2) 不得複製或流通; 以及 (3) 並不保證是準確、完全或及時的。晨星及其內容提供者對於使用這些資訊所造成的損害或損失, 概不承擔任何責任。過往表現未必可作日後業績的準則。



### 產品特點

#### 重要事項

基金主要投資於香港公司的股本和股本相關證券。

- 基金投資股票證券涉及股票投資風險。
  - 基金投資於集中地區及中國而須承受政治、社會和經濟、法律及監管風險、流動性及波動性風險等等。
  - 基金投資於中國內地或會承受經互聯互通機制投資相關的風險。互聯互通機制受額度限制所限，相關規則和法例可能有所更改，並存在潛在追溯的效力。
  - 基金可利用中國市場連接產品間接地投資於中國A股並可涉及額外風險，包括該等工具缺乏第二市場、相關證券缺乏流動性、相關市場關閉時難以出售該等工具、和對手方違約的風險。
  - 基金可投資於衍生工具以達致投資目標。運用衍生工具可涉及較高的對手方、流通性及估值的風險。在不利的情况下，基金可能會因為使用衍生工具作對沖之用而承受重大虧損。
  - 一般股息政策的股份類別，支出將從資本而並非總收入中支付，可分派收入因此增加，而增加的部份可被視為從資本中支付的股息。定息政策的股份類別，其股息可能同時由收入及資本中支付。從資本中支付的派息相當於從閣下原本投資的金額中，或從該等金額賺取的資本收益中退回或提取部份款項，可能導致每股資產淨值即時下跌。
- 閣下不應僅倚賴本文件而作出任何投資決定。請詳閱有關銷售文件以得悉基金之詳情包括風險因素。

#### 投資目標及策略

基金旨在通過投資於香港特別行政區公司的股本和股本相關證券，以提供資本增值。

基金將最少三分之二的資產投資於香港特別行政區公司的股本和股本相關證券。

基金可經滬港股票市場交易互聯互通機制及深港股票市場交易互聯互通機制(統稱「互聯互通機制」)，詳述於香港說明文件標題為「互聯互通機制」一節直接投資於中國A股。基金亦可透過投資於金融工具(例如中國市場連接產品)以及透過合格境外機構投資者或人民幣合格境外機構投資者持有的額度，投資於連接中國的其他基金，尋求間接投資於中國A股。基金目前不擬將基金資產淨值的30%或以上直接及間接投資於中國A股及中國B股。本基金可直接投資於中國B股和中國H股，亦可將少於30%的資產通過滬港股票市場交易互聯互通機制及深港股票市場交易互聯互通機制投資於中國A股。