

BNY Mellon Emerging Markets Debt Local Currency Fund

Sterling W (Inc.)

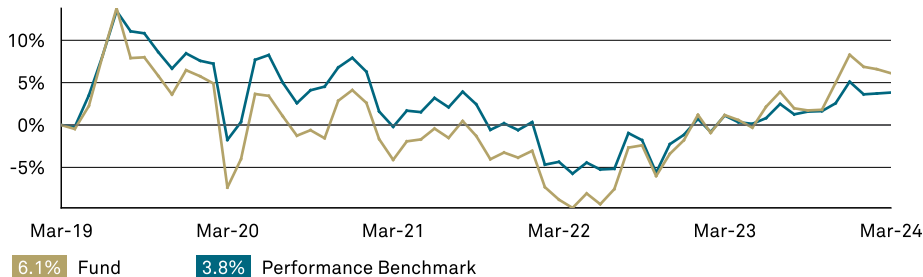
INVESTMENT OBJECTIVE

To achieve a superior total return from a portfolio of bond and other debt instruments, including derivatives thereon, from emerging markets.

PERFORMANCE DISCLOSURE

Past performance is not a guide to future performance. The value of investments can fall. Investors may not get back the amount invested. Income from investments may vary and is not guaranteed.

5 YEAR CUMULATIVE PERFORMANCE (%)



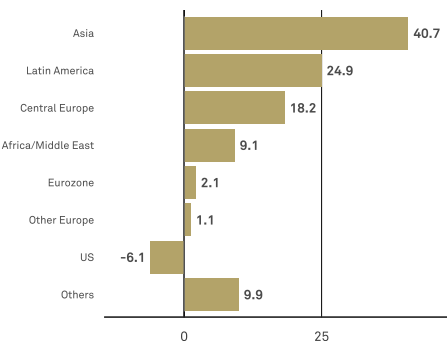
RETURN BY YEAR (%)

From	Mar 2019	Mar 2020	Mar 2021	Mar 2022	Mar 2023
To	Mar 2020	Mar 2021	Mar 2022	Mar 2023	Mar 2024
Fund Return	-7.38	3.54	-4.91	10.94	4.88

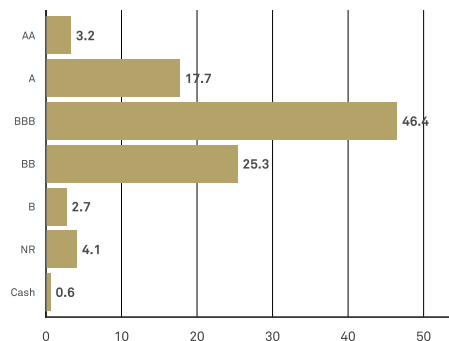
	2014	2015	2016	2017	2018	2019	2020	2021	2022	2023
Fund	-2.25	-11.12	29.59	5.71	-4.47	7.29	-2.21	-7.65	2.12	10.28
Performance Benchmark	0.15	-9.99	31.14	5.24	-0.38	9.09	-0.48	-7.91	-0.56	6.34

Source: Lipper as at 31. March 2024. Fund performance Sterling W (Inc.) calculated as total return, based on net asset value, including charges, but excluding initial charge, income reinvested gross of tax, expressed in share class currency. The impact of the initial charge, which may be up to 5%, can be material on the performance of your investment. Performance figures including the initial charge are available upon request. Returns may increase or decrease as a result of currency fluctuations.

GEOGRAPHICAL ALLOCATION (%)



CREDIT QUALITY (%)



TOP 10 HOLDINGS (%)

	Fund
Brazil (govt Of) Nota Do Tesouro Nacional 10% 01jan2027	6.9
Mexico (govt Of) 8.5% 31may2029	5.5
South Africa (govt Of) 7% 28feb2031	4.0
South Africa (govt Of) 8% 31jan2030	4.0
Poland (govt Of) 7.5% 25jul2028 #0728	3.7
Mexico (govt Of) 7.75% 29may2031	3.2
Indonesia (govt Of) 6.125% 15may2028 Fr64	3.1
Colombia (govt Of) 7.75% 18sep2030 B	2.8
Mexico (govt Of) 8.5% 18nov2038	2.8
Malaysia (govt Of) 4.921% 06jul2048 #0518	2.8

Source: BNY Mellon Investment Management EMEA Limited

INVESTMENT MANAGER



Insight are leaders in risk management, fixed income and multi-asset investment solutions.

The Fund transitioned investment manager on the 1st September 2021.

Prior to this date it was managed by Mellon Investments Corporation, LLC.

PERFORMANCE BENCHMARK

The Fund will measure its performance against JP Morgan GBI-EM Global Diversified Index (the "Benchmark"). The Investment Manager will use the Benchmark to construct the investment universe. The Fund is actively managed and does not seek to replicate the full constituents of the Benchmark. The Investment Manager has limited discretion to invest outside the Benchmark subject to the investment objective and policies disclosed in the Prospectus. The majority of the Fund's holdings will be constituents of the Benchmark and as a result the Fund's currency and sector exposures, as well its maturity and credit quality profile, will be similar to the Benchmark. The investment strategy restricts the extent to which the portfolio holdings of the Fund may deviate from the Benchmark, and consequently the extent to which the Fund can outperform the Benchmark. The investment strategy provides similar volatility to the Benchmark over the medium to long term.

GENERAL INFORMATION

Fund size (millions)	\$ 27.12
Performance Benchmark	JP Morgan GBI-EM Global Diversified TR
Lipper sector	Lipper Global Bond Emerging Markets Global LC
Fund type	ICVC
Fund domicile	Ireland
Fund manager	Team approach
Base currency	USD

KEY DATES

Fund launch	28 Apr 2006
Close of financial year	31 Dec

STERLING W (INC.) SHARE CLASS DETAILS

Inception date	07 Dec 2012
Min. initial investment	£ 15,000,000
Annual mgmt charge	0.65%
Max. initial charge	5.00%
ISIN	IE00B91ZP895

Costs incurred when purchasing, holding, converting or selling any investment, will impact returns. Costs may increase or decrease as a result of currency and exchange rate fluctuations.

For more details please read the KID document.

FUND RATINGS



Source & Copyright: Morningstar ratings © 2024 Morningstar. All Rights Reserved. Ratings are collected on the first business day of the month.

DISTRIBUTION YIELD (AS AT 29 FEBRUARY 2024)


Share class	Yield
Sterling W (Inc.)	5.88%

Distribution yield reflects the amounts that a fund may be expected to distribute over the forthcoming twelve months as a percentage of the fund's current price as at the date shown. Distribution yield is based on a snapshot of the portfolio as at the date shown. It does not include the impact of any initial charge and investors may be subject to tax on distributions.

KEY RISKS ASSOCIATED WITH THIS FUND

- The Fund may invest in China interbank bond market through connection between the related Mainland and Hong Kong financial infrastructure institutions. These may be subject to regulatory changes, settlement risk and quota limitations. An operational constraint such as a suspension in trading could negatively affect the Fund's ability to achieve its investment objective.
- Where the Fund invests significantly in a single market, this may have a material impact on the value of the Fund.
- There is no guarantee that the Fund will achieve its objectives.
- This Fund invests in international markets which means it is exposed to changes in currency rates which could affect the value of the Fund.
- Derivatives are highly sensitive to changes in the value of the asset from which their value is derived. A small movement in the value of the underlying asset can cause a large movement in the value of the derivative. This can increase the sizes of losses and gains, causing the value of your investment to fluctuate. When using derivatives, the Fund can lose significantly more than the amount it has invested in derivatives.
- Investments in bonds/money market securities are affected by interest rates and inflation trends which may negatively affect the value of the Fund.
- Bonds with a low credit rating or unrated bonds have a greater risk of default. These investments may negatively affect the value of the Fund.
- The issuer of a security held by the Fund may not pay income or repay capital to the Fund when due.
- Emerging Markets have additional risks due to less-developed market practices.
- The insolvency of any institutions providing services such as custody of assets or acting as a counterparty to derivatives or other contractual arrangements, may expose the Fund to financial loss.
- If this share class is denominated in a different currency from the base currency of the Fund. Changes in the exchange rate between the share class currency and the base currency may affect the value of your investment.
- For hedged share classes the hedging strategy is used to reduce the impact of exchange rate movements between the share class currency and the base currency. It may not completely achieve this due to factors such as interest rate differentials.
- A complete description of risk factors is set out in the Prospectus in the section entitled "Risk Factors".

RISK AND REWARD PROFILE - STERLING W (INC.)



The summary risk indicator is a guide to the level of risk of this product compared to other products. It shows how likely it is that the product will lose money because of movements in the markets or because we are not able to pay you. We have classified this product as 3 out of 7, which is a medium-low risk class. This rates the potential losses from future performance at a medium low level, and poor market conditions are unlikely to impact the capacity of BNY Mellon Fund Management (Luxembourg) S.A. to pay you.

Please refer to the prospectus and the KIID before making any investment decisions. Documents are available in English and an official language of the jurisdictions in which the Fund is registered for public sale. Go to www.bnymellonim.com.

If you are unsure which type of investment is right for you, please contact a financial adviser.

IMPORTANT INFORMATION

Investment Managers are appointed by BNY Mellon Investment Management EMEA Limited (BNYMIM EMEA), BNY Mellon Fund Managers Limited (BNYMFM), BNY Mellon Fund Management (Luxembourg) S.A. (BNY MFML) or affiliated fund operating companies to undertake portfolio management activities in relation to contracts for products and services entered into by clients with BNYMIM EMEA, BNY MFML or the BNY Mellon funds. Portfolio holdings are subject to change, for information only and are not investment recommendations. Calls may be recorded. For more information visit our Privacy Policy www.bnymellonim.com. BNY Mellon is the corporate brand of The Bank of New York Mellon Corporation and its subsidiaries. The Fund is a sub-fund of BNY Mellon Global Funds, plc, an open-ended investment company with variable capital (ICVC), with segregated liability between sub-funds. Incorporated with limited liability under the laws of Ireland and authorised by the Central Bank of Ireland as a UCITS Fund. The Management Company is BNY Mellon Fund Management (Luxembourg) S.A. (BNY MFML), regulated by the Commission de Surveillance du Secteur Financier (CSSF). Registered address: 2-4 Rue Eugène Ruppert L-2453 Luxembourg. Information on investor rights including the complaints handling policy and investor redress mechanisms is available at www.bnymellonim.com. The Manager may terminate the arrangements made for the marketing of one or more sub-funds of BNYMGF in one or more EU Member States and shareholders will receive prior notification in this event. In Austria, the current Prospectus and the Key Investor Information Document are available free of charge from Raiffeisen Zentralbank Österreich Aktiengesellschaft, Am Stadtpark 9, A-1030 Vienna. Issued in Austria by BNY Mellon Fund Management (Luxembourg) S.A. (BNY MFML), a public limited company (société anonyme) incorporated and existing under Luxembourg law under registration number B28166 and having its registered address at 2-4 Rue Eugène Ruppert L-2453 Luxembourg. BNY MFML is regulated by the Commission de Surveillance du Secteur Financier (CSSF). MIS0023-300424