

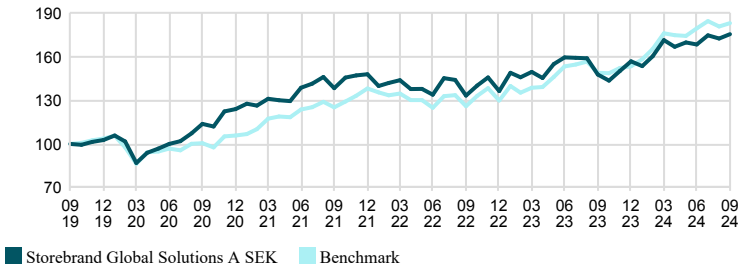
Storebrand Global Solutions is an actively managed equity fund that invests in the global stock market, including emerging markets. The fund selects companies with services, products, or technology that contribute to meeting the UN's global sustainable development goals. The fund applies a thematic investment strategy with a focus on climate, sustainable cities, sustainable consumption, and empowerment. The asset manager makes active investment decisions by means of analysis and selection. The fund follows our standard for sustainable investments, which means, among other things, that we refrain from investing in companies that are in breach of international standards and conventions. These include human rights, labour law and international law, corruption and financial crime, serious climate and environmental damage, and controversial weapons (land mines, cluster bombs and nuclear weapons). We also exclude companies where more than 5 per cent of net sales come from the production and/or distribution of fossil fuels, tobacco, weapons, alcohol, gambling, pornography, cannabis, or companies with large fossil reserves.

## Storebrand Global Solutions A SEK - Monthly Returns

	Year	Year, benchmark	Jan	Feb	Mar	Apr	May	Jun	Jul	Aug	Sep	Oct	Nov	Dec
2024	11.96	19.35	-2.05	4.42	6.91	-2.72	1.83	-0.84	3.77	-1.28	1.76	-	-	-
2023	14.98	18.19	9.20	-2.10	2.55	-2.79	6.60	2.94	-0.14	-0.24	-7.01	-2.85	4.60	4.43
2022	-7.85	-6.05	-5.52	1.51	1.35	-4.26	0.08	-2.86	8.49	-0.84	-7.51	5.24	3.99	-6.45
2021	19.39	30.68	3.00	-1.02	3.72	-0.80	-0.44	7.08	2.03	3.28	-5.31	5.27	1.03	0.60
2020	20.76	1.99	3.07	-3.88	-14.62	8.05	3.13	3.29	1.90	5.33	6.09	-1.59	9.21	1.35

## Investment Performance

Time Period: 2019-09-30 to 2024-09-30




## Excess Performance

Time Period: 2019-09-30 to 2024-09-30

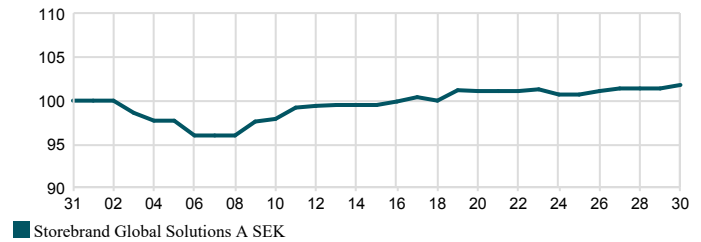


## Fund Country Breakdown




## Last Month

Time Period: 2024-08-31 to 2024-09-30



## Fund Sector Breakdown



## Trailing Returns

As Of Date: 2024-09-30

Accumulated since	Fund	Benchmark	Relative
1 m	1.76	1.28	0.48
YTD	11.96	19.35	-7.40
1 yr	18.81	22.93	-4.12
3 yr	26.92	46.31	-19.40
5 yr	75.61	83.24	-7.62
Annualized			
3 yr	8.26	13.51	-5.25
5 yr	11.91	12.86	-0.95

## Facts

Manager	Philip Ripman	STD 3 yr, fund	14.73
AUM	9,879 MSEK	STD 3 yr, benchmark	12.16
KID Risk (1-7)	4	Tracking Error 3 yr	7.17
NAV (2024-09-30)	488.53 SEK	Information Ratio 3 yr	-0.73
Morningstar Rating, total (2024-09-30)	3	Sharpe Ratio 3 yr	0.6
Management Fees %	0.75	Beta 3 yr	1.1
Ongoing Charges %	0.76	R <sup>2</sup> 3 yr	76.5
Max Drawdown Recovery Period	5 months	ISIN	SE0004576452
Number Of Holdings	67		

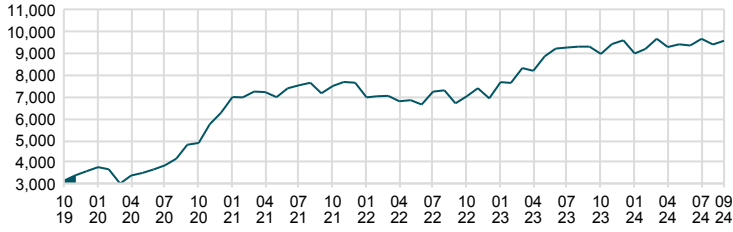
## Top Ten Positions

	Weight %
Crowdstrike Holdings Inc	4.0
Visa Inc - Class A shares	3.9
Palo Alto Networks Inc	3.8
American Tower Corp (REIT)	3.8
Autodesk	3.1
Cadence Design Sys	2.9
NVIDIA	2.5
BYD CO H	2.3
Samsung SDI	2.1
Sika AG	2.1
Sum	30.5

Currency: SEK All performance related information is net of fees. Please note that historical return is no guarantee of future return. The value of your fund savings can both rise and fall, and you may get back less than you invested. A fund with risk class 6-7 may, due to its composition and the fund company's management methods, decrease and increase substantially in value. All our funds are managed according to a sustainability strategy based on the methods Solutions, Exclusions & Active ownership, please see more information at [www.storebrandfonder.se/hallbarhet](http://www.storebrandfonder.se/hallbarhet). Storebrand Fonder may not be held liable for any errors contained in this information. Neither Morningstar nor Storebrand Fonder is responsible for any damages, whether directly or indirectly caused by any shortcomings or errors in this information. Investors should not rely on this information without having made proper checks. Attribution calculated from gross-of-fees prices. Investors and potential investors should be aware that marketing of the funds outside of Sweden may be restricted or unlawful. Information about in which countries, outside of Sweden, some of the funds are marketed is disclosed in the funds' prospectuses. Prospectuses and key investor information documents for the funds are available at [www.storebrandfonder.se/faktablad](http://www.storebrandfonder.se/faktablad).

### Total Assets

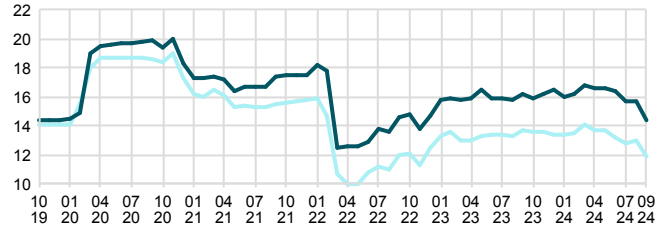
Time Period: 2019-10-31 to 2024-09-30



### Standard Deviation

Time Period: 2019-10-31 to 2024-09-30

Rolling Window: 2 Years 1 Month shift

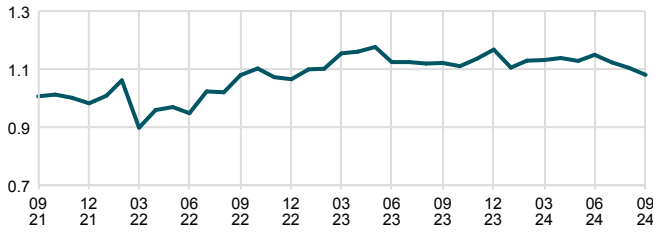


■ Storebrand Global Solutions A SEK ■ Benchmark

### Rolling Beta

Time Period: 2021-09-30 to 2024-09-30

Rolling Window: 2 Years 1 Month shift

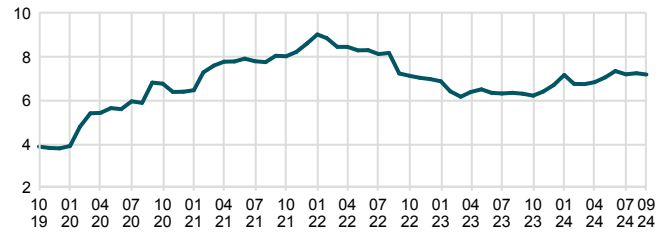


■ Storebrand Global Solutions A SEK

### Tracking Error

Time Period: 2019-10-31 to 2024-09-30

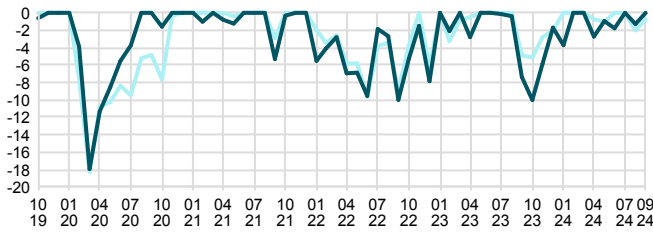
Rolling Window: 2 Years 1 Month shift



■ Storebrand Global Solutions A SEK

### Drawdown

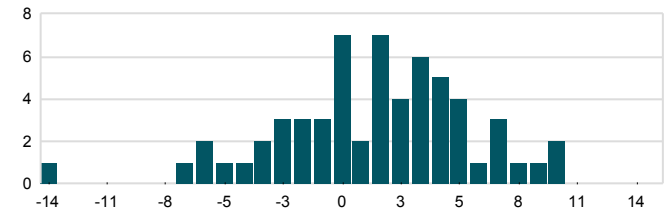
Time Period: 2019-10-31 to 2024-09-30



■ Storebrand Global Solutions A SEK ■ Benchmark

### Monthly Return Distribution

Time Period: 2019-10-31 to 2024-09-30



■ Storebrand Global Solutions A SEK

### Sector Attribution - Year To Date

	Portfolio			Benchmark			Analysis			
	Average Weight	Return	Contribution	Average Weight	Return	Contribution	Allocation	Selection	Currency Effect	Total Effect
Cash	0.3	0.0	0.0	0.0	0.0	0.0	0.0	0.0	0.0	-0.1
Energy	0.0	-3.0	0.0	4.5	7.3	0.4	0.5	0.0	0.0	0.5
Materials	7.7	0.5	0.0	4.1	8.7	0.4	-0.4	-0.8	0.1	-1.1
Industrials	27.3	11.2	3.1	10.4	18.3	1.9	-0.1	-1.8	0.1	-1.9
Consumer Discretionary	5.5	32.2	1.7	10.6	14.8	1.6	0.3	0.9	-0.1	1.1
Consumer Staples	2.0	38.4	0.7	6.5	12.7	0.9	0.3	0.5	0.0	0.8
Health Care	7.5	13.2	1.0	11.2	14.8	1.7	0.2	0.0	-0.1	0.1
Financials	8.1	8.4	0.8	15.9	21.8	3.4	-0.1	-1.2	0.0	-1.3
Information Technology	29.2	10.3	3.5	24.4	26.9	6.3	0.7	-4.9	0.2	-4.0
Communication Services	5.5	34.9	1.8	7.7	26.3	1.9	-0.1	0.5	-0.1	0.3
Utilities	2.9	-6.0	-0.3	2.5	21.6	0.5	0.0	-0.9	-0.1	-0.9
Real Estate	3.9	9.9	0.5	2.2	13.0	0.3	-0.1	0.0	0.0	-0.1
Undefined	0.0	0.0	-0.1	0.1	70.5	0.1	-0.1	-0.1	0.0	-0.1

Currency: SEK All performance related information is net of fees. Please note that historical return is no guarantee of future return. The value of your fund savings can both rise and fall, and you may get back less than you invested. A fund with risk class 6-7 may, due to its composition and the fund company's management methods, decrease and increase substantially in value. All our funds are managed according to a sustainability strategy based on the methods Solutions, Exclusions & Active ownership, please see more information at [www.storebrandfonder.se/hallbarhet](http://www.storebrandfonder.se/hallbarhet). Storebrand Fonder may not be held liable for any errors contained in this information. Neither Morningstar nor Storebrand Fonder is responsible for any damages, whether directly or indirectly caused by any shortcomings or errors in this information. Investors should not rely on this information without having made proper checks. Attribution calculated from gross-of-fees prices. Investors and potential investors should be aware that marketing of the funds outside of Sweden may be restricted or unlawful. Information about in which countries, outside of Sweden, some of the funds are marketed is disclosed in the funds' prospectuses. Prospectuses and key investor information documents for the funds are available at [www.storebrandfonder.se/faktablad](http://www.storebrandfonder.se/faktablad). Storebrand Fonder Head Office: Vasagatan 10. Postal address: SE-105 39 Stockholm. Telephone +46 08 614 24 Storebrand Fonder AB – SE 556397-8922. Registered office: Stockholm.