



For Hong Kong Investors only

SICAV Range

FACT SHEET | August 31, 2020

JPMorgan Funds - Greater China Fund

- The Fund invests primarily in companies from the People's Republic of China ("PRC"), Hong Kong and Taiwan.
- The Fund is therefore exposed to derivative, emerging markets, investments in the PRC, QFII, RQFII, participation notes, currency, liquidity, equity and smaller companies risks.
- The Fund may at its discretion pay dividends out of capital. The Fund may also at its discretion pay dividends out of gross income while charging all or part of the Fund's fees and expenses to the capital of the Fund, resulting in an increase in distributable amount for the payment of dividends and therefore, effectively paying dividends out of realised, unrealised capital gains or capital. Investors should note that, share classes of the Fund which pay dividends may distribute not only investment income, but also realised and unrealised capital gains or capital. Payment of dividends out of capital amounts to a return or withdrawal of part of an investor's original investment or from any capital gains attributable to that original investment. Any dividend payments, irrespective of whether such payment is made up or effectively made up out of income, realised and unrealised capital gains or capital, may result in an immediate reduction of the net asset value per share.
- Investors may be subject to substantial losses.
- Investors should not solely rely on this document to make any investment decision.



INVESTMENT OBJECTIVE

To provide long-term capital growth by investing primarily in companies from the People's Republic of China, Hong Kong and Taiwan ("Greater China").

EXPERTISE

Fund Manager

Howard Wang, Rebecca Jiang

FUND INFORMATION (A (dist) - USD)

Fund base currency

USD

Denominated currency and NAV per unit

A (dist) - USD : USD 65.78

A (dist) - HKD : HKD 27.70

Total fund size (m)

USD 1,332.7

12 month NAV

High : USD 66.56 (28/08/20)

Low : USD 40.91 (19/03/20)

SEDOL

7103656

ISIN code

LU0117841782

Distribution frequency

(dist) : Expected annually

Bloomberg code

FLEFGCA LX

Current charge

Initial : 5.0% of NAV

Redemption : 0%

Management fee : 1.5% p.a.

YIELD (%)

A (dist) - USD

A (dist) - HKD

Last distribution^(x,d date)

USD 0.03 (05/09/19)

HKD 0.01 (05/09/19)

RATINGS

Morningstar Analyst Rating

Bronze

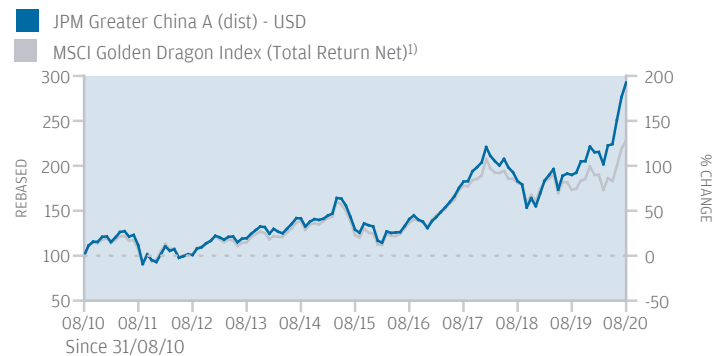
Morningstar Rating™

Morningstar Category™

Greater China Equity

PERFORMANCE

CUMULATIVE PERFORMANCE (%)



| | 1 month | 1 year | 3 years | 5 years | Since launch | Launch date |
|----------------------------------|---------|--------|---------|---------|--------------|-------------|
| A (dist) - USD | 5.9 | 54.1 | 60.5 | 126.9 | 851.0 | 18/05/01 |
| Benchmark (in USD) ¹⁾ | 4.3 | 32.0 | 28.6 | 85.9 | 382.9 | |
| A (dist) - HKD | 5.8 | 52.3 | 58.8 | 126.7 | 170.6 | 20/09/10 |

CALENDAR YEAR PERFORMANCE (%)

| | 2015 | 2016 | 2017 | 2018 | 2019 | 2020YTD |
|----------------------------------|------|------|------|-------|------|---------|
| A (dist) - USD | -5.2 | -1.4 | 55.8 | -23.9 | 42.7 | 32.2 |
| Benchmark (in USD) ¹⁾ | -7.4 | 5.4 | 43.8 | -14.8 | 23.8 | 14.7 |
| A (dist) - HKD | -5.2 | -1.4 | 57.0 | -23.7 | 41.9 | 31.5 |

¹⁾Dividends reinvested after deduction of withholding tax. Prior to 01.06.01, Customised benchmark (Calculated by J.P. Morgan Asset Management and comprised 40% HSI, 40% Taiwan Weighted and 20% BNP Paribas China Price). Prior to 01.06.02, MSCI Golden Dragon Provisional Net. ²⁾With the exception of the "Average annual return" figure, all data are calculated from the month end after inception. ³⁾Investments in, or exposure to, any single entity (other than Government and other public securities) cannot exceed 10% of the Fund's total net asset value. ⁴⁾Issued by AsianInvestor, 2020 award, reflecting performance as at the previous calendar year end. Unless stated otherwise, all information as at the last valuation date of the previous month. Source: J.P. Morgan Asset Management/Thomson Reuters Datastream (NAV to NAV in denominated currency with income reinvested). Source of ratings: Morningstar, Inc., Analyst Rating - Bronze awarded to A (dist) - USD Class and A (dist) - HKD Class; 5-star rating awarded to A (dist) - HKD Class and A (dist) - USD Class. Risk ratings (if any) are based on J.P. Morgan Asset Management's assessment of relative risk by asset class and historical volatility of the fund where applicable. The risk ratings are reviewed annually or as appropriate and for reference only. Any overweight in any investment holding exceeding the limit set out in the Investment Restrictions was due to market movements and will be rectified shortly. It should be noted that due to the difference of the fund domiciles the valuation points used by Unit Trust range and SICAV range of funds for fair valuation (where applied) may vary. For details please refer to the respective offering document(s).

For funds offering classes with a distribution feature, such classes aim at monthly, quarterly, semi-annual or annual distribution as the case may be. Dividend rate is not guaranteed. Distributions may be paid from capital. Investment involves risk. Past performance is not indicative of future performance. Please refer to the offering document(s) for details, including the risk factors. This document has not been reviewed by the SFC. Issued by JPMorgan Funds (Asia) Limited.

For more information, please contact your bank, financial adviser or visit am.jpmorgan.com/hk today.

PORTFOLIO ANALYSIS (A (dist) - USD)

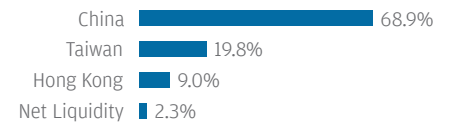
| | 3 years | 5 years | Since Launch ²⁾ |
|-----------------------------|---------|---------|----------------------------|
| Correlation | 0.96 | 0.96 | 0.96 |
| Alpha % | 0.59 | 0.27 | 0.30 |
| Beta | 1.09 | 1.08 | 1.02 |
| Annualised volatility % | 21.25 | 19.52 | 22.21 |
| Sharpe ratio | 0.72 | 0.85 | 0.49 |
| Annualised tracking error % | 6.02 | 5.42 | 6.07 |
| Average annual return % | 17.07 | 17.80 | 12.38 |

HOLDINGS³⁾ (as at end July 2020)

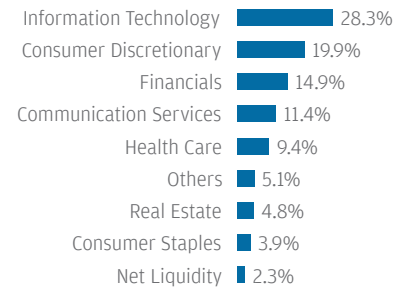
| TOP 10 | Market Sector | % |
|--|----------------------------------|-----|
| Tencent Holdings Ltd. | China Communication Services | 9.7 |
| Taiwan Semiconductor Manufacturing Co., Ltd. | Taiwan Information Technology | 9.6 |
| Alibaba Group Holding Ltd. | China Consumer Discretionary | 9.6 |
| Ping An Insurance (Group) Company of China, Ltd. | China Financials | 3.4 |
| Meituan Dianping | China Consumer Discretionary | 3.1 |
| Hong Kong Exchanges & Clearing Ltd. | Hong Kong Financials | 2.7 |
| Kingdee International Software Group Co., Ltd. | China Information Technology | 2.7 |
| China Merchants Bank Co., Ltd. | China Financials | 2.2 |
| Wuxi Biologics (Cayman) Inc. | China Health Care | 2.2 |
| NetEase, Inc | China Communication Services | 2.0 |

PORTFOLIO BREAKDOWN

Market



Sector



¹⁾Dividends reinvested after deduction of withholding tax. Prior to 01.06.01, Customised benchmark (Calculated by J.P. Morgan Asset Management and comprised 40% HSI, 40% Taiwan Weighted and 20% BNP Paribas China Price). Prior to 01.06.02, MSCI Golden Dragon Provisional Net. ²⁾With the exception of the "Average annual return" figure, all data are calculated from the month end after inception. ³⁾Investments in, or exposure to, any single entity (other than Government and other public securities) cannot exceed 10% of the Fund's total net asset value. ⁴⁾Issued by AsianInvestor, 2020 award, reflecting performance as at the previous calendar year end. Unless stated otherwise, all information as at the last valuation date of the previous month. Source: J.P. Morgan Asset Management/Thomson Reuters Datastream (NAV to NAV in denominated currency with income reinvested). Source of ratings: Morningstar, Inc., Analyst Rating - Bronze awarded to A (dist) - USD Class and A (dist) - HKD Class; 5-star rating awarded to A (dist) - HKD Class and A (dist) - USD Class. Risk ratings (if any) are based on J.P. Morgan Asset Management's assessment of relative risk by asset class and historical volatility of the fund where applicable. The risk ratings are reviewed annually or as appropriate and for reference only. Any overweight in any investment holding exceeding the limit set out in the Investment Restrictions was due to market movements and will be rectified shortly. It should be noted that due to the difference of the fund domiciles the valuation points used by Unit Trust range and SICAV range of funds for fair valuation (where applied) may vary. For details please refer to the respective offering document(s).

For funds offering classes with a distribution feature, such classes aim at monthly, quarterly, semi-annual or annual distribution as the case may be. Dividend rate is not guaranteed. Distributions may be paid from capital. Investment involves risk. Past performance is not indicative of future performance. Please refer to the offering document(s) for details, including the risk factors. This document has not been reviewed by the SFC. Issued by JPMorgan Funds (Asia) Limited.

For more information, please contact your bank, financial adviser or visit am.jpmorgan.com/hk today.