

Important Information

The fund invests primarily in fixed and floating rate securities issued in Asia.

- The fund invests in debt securities which may be subject to interest rate, credit and counterparty risks and risk relating to below investment grade and unrated debt securities, etc.

- The fund invests in the emerging markets and PRC and may be subject to political and economic risks, legal and regulatory risks, liquidity and volatility risks, etc. .

- There is no assurance of the RQFII status and RQFII quota and may be subject to the risk regarding application of RQFII rules, repatriation and liquidity risks, cash deposited with China custodian and PRC brokerage risk.

- Investment in sovereign debt obligations which may expose the fund to political, social and economic risks. The fund may suffer significant losses upon defaults by government entities.

- For share classes with a general dividend policy, expenses will be paid out of capital rather than out of gross income. The amount of distributable income therefore increases and the amount so increased may be considered to be dividend paid out of capital. Share classes with a fixed dividend policy may pay out both income and capital in distributions. Where distributions are paid out of capital, this amounts to a return or withdrawal of part of your original investment or capital gains attributable to that and may result in an immediate decrease in the net asset value of shares.

- The fund may use derivatives to meet its investment objective. Derivatives exposure may involve higher counterparty, liquidity and valuation risks. In adverse situations, the fund may suffer significant losses from their derivative usage for hedging.

You should not make any investment decision solely based on this document. Please read the relevant offering document carefully for further fund details including risk factors.

Investment Objectives

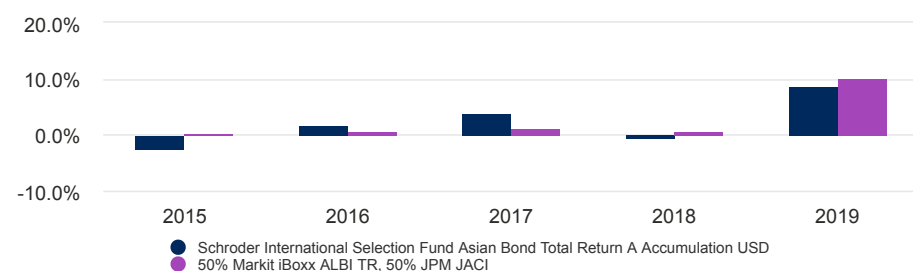
The Fund aims to provide capital growth and income by investing in fixed and floating rate securities issued by governments, government agencies, supra-nationals and companies in Asia.

Share class performance (Cumulative)

| Performance (%) | 1 month | 3 months | 6 months | YTD | 1 year | 3 years | 5 years | 10 years |
|------------------|---------|----------|----------|-----|--------|---------|---------|----------|
| Fund | 1.9 | 2.7 | 7.6 | 6.2 | 7.6 | 15.6 | 22.0 | 23.2 |
| Benchmark | 1.7 | 2.3 | 6.8 | 6.7 | 7.7 | 18.3 | 20.6 | 29.9 |

| Annual Performance (%) | 2015 | 2016 | 2017 | 2018 | 2019 |
|------------------------|------|------|------|------|------|
| Fund | -2.3 | 1.7 | 3.9 | -0.5 | 8.8 |
| Benchmark | 0.3 | 0.8 | 1.3 | 0.5 | 10.2 |

Performance over 5 years (%)



Source: Morningstar, NAV to NAV, net income reinvested, net of fees, based on Schroder International Selection Fund Asian Bond Total Return A Accumulation USD Units, USD. Some performance differences between the fund and the benchmark may arise as the benchmark returns are not adjusted for non-dealing days of the fund. The Fund size quoted includes all classes of the Fund. Investment involves risks. Price of units may go down as well as up. Past performance is not indicative of future performance. Please refer to the relevant offering documents for fund details including risk factors. This material is issued by Schroder Investment Management (Hong Kong) Limited and has not been reviewed by the SFC. Performance is calculated from the share class's since launch date (17.01.2000). Effective 01.08.2010, the English name of the Fund has been changed to Schroder ISF Asian Bond Absolute Return and to Schroder ISF Asian Bond Total Return effective from 01.03.2018, the Fund objective has been clarified accordingly for both changes. The benchmark has been changed from Citi US Treasury / Agency TR to USD Libor 3mo (Compounded) on 01.12.2011, and to 50% Markit iBoxx Asian Local Currency + 50% JP Morgan Asian Credit on 01.03.2018. The full track record of the previous indices have been kept and chain linked to the new one. Schroder International Selection Fund is referred to as Schroder ISF.

Fund literature



Download the offering documents here

Fund facts

| | |
|-------------------------------|--|
| Fund manager | Julia Ho Chow Yang Ang |
| Fund launch date | 16.10.1998 |
| Fund base currency | USD |
| Fund size (Million) | USD 190.63 |
| Number of holdings | 181 |
| Benchmark | 50% Markit iBoxx ALBI TR, 50% JPM JACI |
| Unit NAV | USD 15.2966 |
| Hi/Lo (past 12 mths) | USD 15.2979 / USD 13.2185 |
| Annualized Return (3Y) | 4.95% |

Fees & expenses

| | |
|------------------------------|-------|
| Initial charge up to | 3.00% |
| Annual management fee | 1% |
| Redemption fee | 0.00% |

Codes

| | |
|---------------------|------------------|
| ISIN | LU0106250508 |
| Bloomberg | SCHABDA LX |
| Reuters code | LU0106250508.LUF |

Ratings and accreditation

*



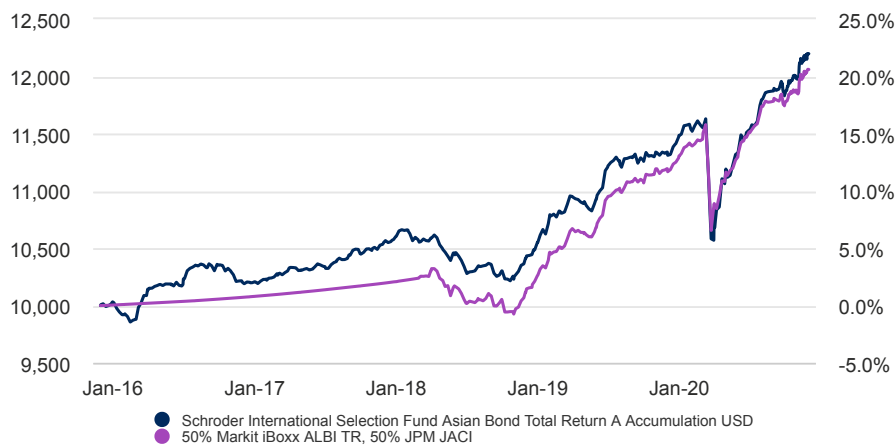
Please refer to the Important information section for the disclosure.

Risk statistics & financial ratios

| | Fund | Benchmark |
|-----------------------------------|------|-----------|
| Annual volatility (%) (3y) | 5.4 | 4.6 |
| Effective duration (years) | 7.7 | - |

Source: Morningstar. The above ratios are based on NAV to NAV price based performance data.

Return of USD 10,000



Past Performance is not a guide to future performance and may not be repeated.

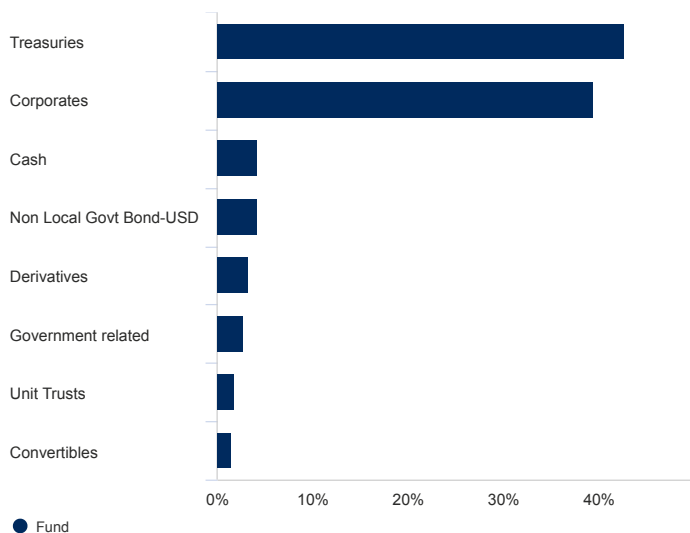
The value of investments and the income from them may go down as well as up and investors may not get back the amounts originally invested. Exchange rate changes may cause the value of any overseas investments to rise or fall.

The chart is for illustrative purposes only and does not reflect an actual return on any investment.

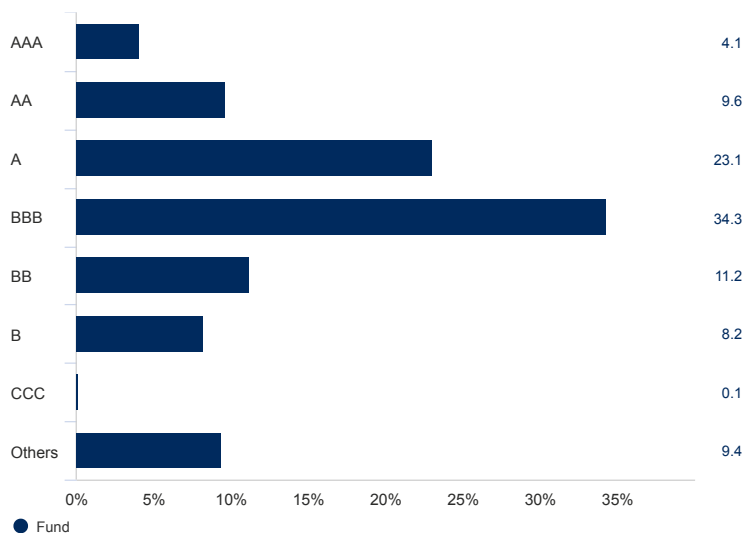
Returns are calculated NAV to NAV (which means performance does not include the effect of any initial charges), net income reinvested, net of fees.

Asset allocation

Sector (%)



Credit quality (%)

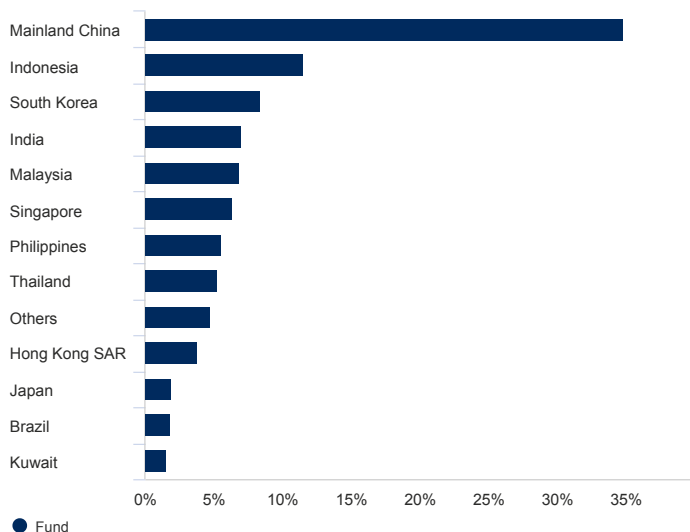


Schroders

Schroder International Selection Fund Asian Bond Total Return

A Accumulation USD | Data as at 30.11.2020

Geographical Breakdown (%)



Top 10 holdings (%)

| Holding name | % |
|---|-----|
| Malaysia (Government) 3.828 05-Jul-2034 | 4.1 |
| China Peoples Republic Of (Governm 2.68 21-May-2030 | 3.8 |
| Indonesia (Republic Of) FR82 7.0 15-Sep-2030 | 3.6 |
| Korea (Republic Of) 1.375 10-Dec-2029 | 3.3 |
| Korea (Republic Of) 1.375 10-Jun-2030 | 3.3 |
| Thailand Kingdom Of (Government) 3.3 17-Jun-2038 | 3.0 |
| India (Republic Of) 6.79 15-May-2027 | 2.6 |
| China Peoples Republic Of (Governm 4.08 22-Oct-2048 | 2.5 |
| Singapore (Republic Of) 2.75 01-Mar-2046 | 2.2 |
| Malaysia (Government) 3.882 14-Mar-2025 | 2.2 |

Source: Schroders.

Percentages of allocation may not sum up to 100% due to rounding issue. Derivatives are displayed on the notional basis of the underlying exposure where possible. Due to the different treatment of derivative types, the allocation to Liquid Assets may vary between each chart. Please note: Others stated in the ratings breakdown may include Unit Trusts, Cash and Derivatives.

Share class available

| | A Accumulation USD | A Distribution USD | A Distribution HKD |
|----------------------------|--------------------|--------------------|--------------------|
| Distribution Policy | No Distribution | Monthly Variable | Monthly Variable |
| ISIN | LU0106250508 | LU0091253459 | LU0532872552 |
| Bloomberg | SCHABDA LX | SCHABDI LX | SCHKDAD LX |

Benchmark and corporate action information

Performance achieved during this period was achieved in circumstances that no longer apply. The fund's objectives and investment policy were changed in March 2018. On 01.03.2018 Schroder ISF Asian Bond Absolute Return changed its name to Schroder ISF Asian Bond Total Return. With effect from 01.08.2010 Schroder ISF Asian Bond changed its name to Schroder ISF Asian Bond Absolute Return. On 01.12.2011 the LIBOR 3 Months replaced the Citi US Treasury / Agency TR. The full track record of the previous index has been kept and chainlinked to the new one. On 01.03.2018 the 50% Markit iBoxx Asian Local Currency + 50% JP Morgan Asian Credit replaced the LIBOR 3 Months. The full track record of the previous index has been kept and chainlinked to the new one.

Important information

* Morningstar Rating as at 30.11.2020: © Morningstar 2020. All Rights Reserved. The information contained herein: (1) is proprietary to Morningstar and/or its content providers; (2) may not be copied or distributed; and (3) is not warranted to be accurate, complete or timely. Neither Morningstar nor its content providers are responsible for any damages or losses arising from any use of this information. Past performance is no guarantee of future results.

Product Highlight

Important Information

The fund invests primarily in fixed and floating rate securities issued in Asia.

- The fund invests in debt securities which may be subject to interest rate, credit and counterparty risks and risk relating to below investment grade and unrated debt securities, etc.
 - The fund invests in the emerging markets and PRC and may be subject to political and economic risks, legal and regulatory risks, liquidity and volatility risks, etc..
 - There is no assurance of the RQFII status and RQFII quota and may be subject to the risk regarding application of RQFII rules, repatriation and liquidity risks, cash deposited with China custodian and PRC brokerage risk.
 - Investment in sovereign debt obligations which may expose the fund to political, social and economic risks. The fund may suffer significant losses upon defaults by government entities.
 - For share classes with a general dividend policy, expenses will be paid out of capital rather than out of gross income. The amount of distributable income therefore increases and the amount so increased may be considered to be dividend paid out of capital. Share classes with a fixed dividend policy may pay out both income and capital in distributions. Where distributions are paid out of capital, this amounts to a return or withdrawal of part of your original investment or capital gains attributable to that and may result in an immediate decrease in the net asset value of shares.
 - The fund may use derivatives to meet its investment objective. Derivatives exposure may involve higher counterparty, liquidity and valuation risks. In adverse situations, the fund may suffer significant losses from their derivative usage for hedging.
- You should not make any investment decision solely based on this document. Please read the relevant offering document carefully for further fund details including risk factors.

Investment Objective and Strategy

The Fund aims to provide capital growth and income by investing in fixed and floating rate securities issued by governments, government agencies, supra-nationals and companies in Asia.

As part of its primary objective, the fund also has the flexibility to implement long and short active currency positions via FDI such as currency forwards. Long and short active currency positions implemented by the fund can be uncorrelated to the underlying assets of the fund. The fund may use FDI such as currency forwards, options on currency forwards and spots to hedge out any unwanted currency risk and/or to capture potential outperformance of a particular currency versus another.

重要事項

基金主要透過投資於亞洲發行的定息及浮息證券。

- 基金投資於債務證券或承受利率、信貸及對手方風險及低於投資級別和未獲評級的債務證券風險等等。
 - 基金投資於新興的市場及中國而須承受政治和經濟風險、法律及監管風險、流動性及波動性風險等等。
 - 概不保證RQFII資格及RQFII額度和可涉及有關應用RQFII規則的風險、資金匯回及流動性風險、存放於中國保管人的現金及中國經紀風險。
 - 基金投資於主權債務可能承受政治、社會及經濟風險。當政府機構對其主權債務違約，基金可能在該等事件中蒙受重大損失。
 - 一般股息政策的股份類別，支出將從資本而非總收入中支付，可分派收入因此增加，而增加的部份可被視為從資本中支付的股息。定息政策的股份類別，其股息可能同時由收入及資本中支付。從資本中支付的派息相當於從閣下原本投資的金額中，或從該等金額賺取的資本收益中退回或提取部份款項，可能導致每股資產淨值即時下跌。
 - 基金可投資於衍生工具以達致投資目標。運用衍生工具可涉及較高的對手方、流通性及估值的風險。在不利的情况下，基金可能會因為使用衍生工具作對沖之用而承受重大虧損。
- 閣下不應僅倚賴本文件而作出任何投資決定。請詳閱有關銷售文件以得悉基金之詳情包括風險因素。

投資目標

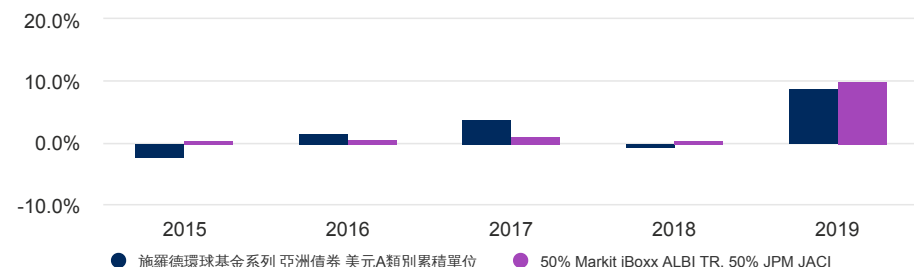
本基金旨在通過投資於由亞洲的政府、政府機構、跨國組織和公司發行的定息和浮息證券，以提供資本增值和收益。

股份類別表現 (累計)

| 表現 (%) | 1個月 | 3個月 | 6個月 | 年初至今 | 1年 | 3年 | 5年 | 10年 |
|--------|-----|-----|-----|------|-----|------|------|------|
| 基金 | 1.9 | 2.7 | 7.6 | 6.2 | 7.6 | 15.6 | 22.0 | 23.2 |
| 基準 | 1.7 | 2.3 | 6.8 | 6.7 | 7.7 | 18.3 | 20.6 | 29.9 |

| 年度表現 (%) | 2015 | 2016 | 2017 | 2018 | 2019 |
|----------|------|------|------|------|------|
| 基金 | -2.3 | 1.7 | 3.9 | -0.5 | 8.8 |
| 基準 | 0.3 | 0.8 | 1.3 | 0.5 | 10.2 |

5年表現(%)



資料來源：晨星。以資產淨值價計算，收益再投資，已扣除費用，依據施羅德環球基金系列 亞洲債券 美元A類別累積單位、美元。本基金表現與基準表現可能存在部分差異，這是由於基準表現不考慮非交易日。本基金之資產值已涵蓋其所有類別。投資涉及風險。單位價格可跌可升。過往表現未必可作日後業績的準則。詳情（包括風險因素）請參閱有關銷售文件。本文件由施羅德投資管理（香港）有限公司刊發並未受香港證監會檢閱。基金表現由基金單位類別推出日期起計算（即：17.01.2000）。

由01.08.2010起，施羅德環球基金系列 - 亞洲債券基金之英文名稱已更改，並由01.03.2018起，本基金之英文名稱再更改，其投資目標亦同時就兩次名稱更改均作出闡明。本基金基準已於01.12.2011由Citi US Treasury / Agency TR更改為USD Libor 3mo(Compounded)，並於01.03.2018更改為50% Markit iBoxx Asian Local Currency + 50% JP Morgan Asian Credit，過往所有基準的全部往績俱已保存，並和新的指數串連。

基金文件



於此下載銷售文件

基金資料

| | |
|------------------|---|
| 基金經理 | Julia Ho Chow Yang Ang |
| 基金推出日期 | 16.10.1998 |
| 基金基本貨幣 | 美元 |
| 資產值 (百萬元) | 美元 190.63 |
| 持倉數量 | 181 |
| 基準 | 50% Markit iBoxx ALBI TR, 50% JPM JACI |
| 單位資產淨值 | 美元 15.2966 |
| 最高 / 最低 (過去十二個月) | 美元 15.2979 / 美元 13.2185 |
| 年度回報率 (3年) | 4.95% |

費用和開支

| | |
|---------|-------|
| 首次認購費上限 | 3.00% |
| 管理年費 | 1% |
| 贖回費 | 0.00% |

代碼

| | |
|-------|------------------|
| ISIN | LU0106250508 |
| 彭博代碼 | SCHABDA LX |
| 路透社代碼 | LU0106250508.LUF |

評級和認證

*



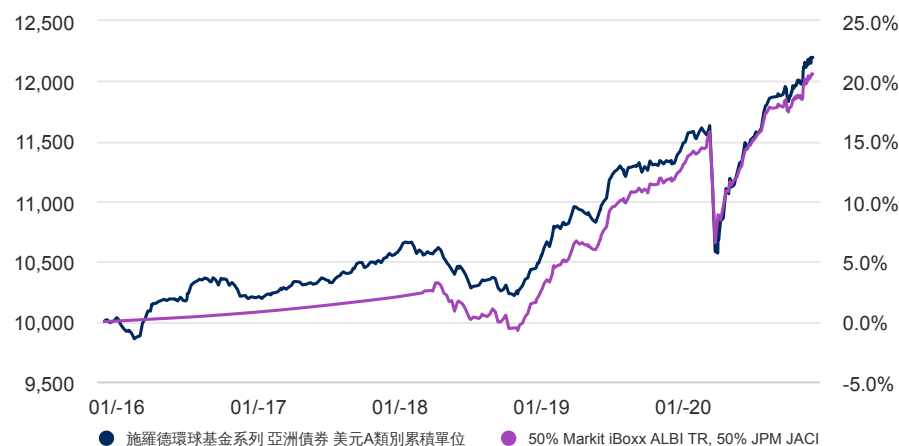
請參考重要事項章節。

Schroders

施羅德環球基金系列 亞洲債券

美元A類別累積單位 | 數據截至 30.11.2020

美元 10,000 回報



風險統計數據及財務比率

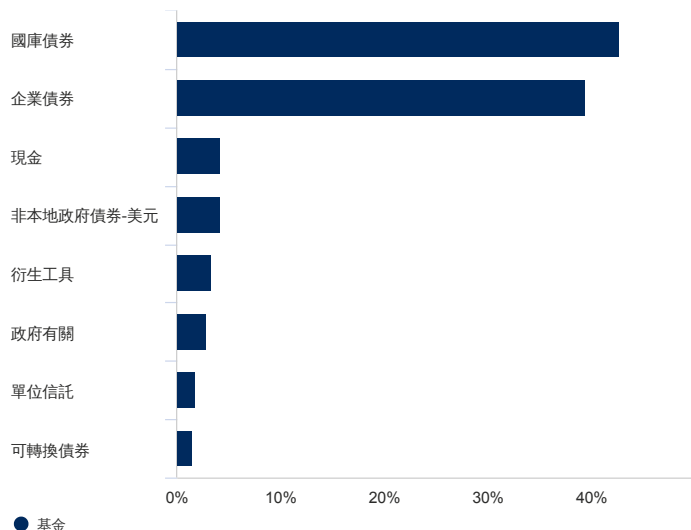
| | 基金 | 基準 |
|------------------|-----|-----|
| 年均相對波幅 (%) (3 年) | 5.4 | 4.6 |
| 有效存續期 (年) | 7.7 | - |

資料來源：晨星。上述比率以按資產淨值價計算之基金表現為基礎。

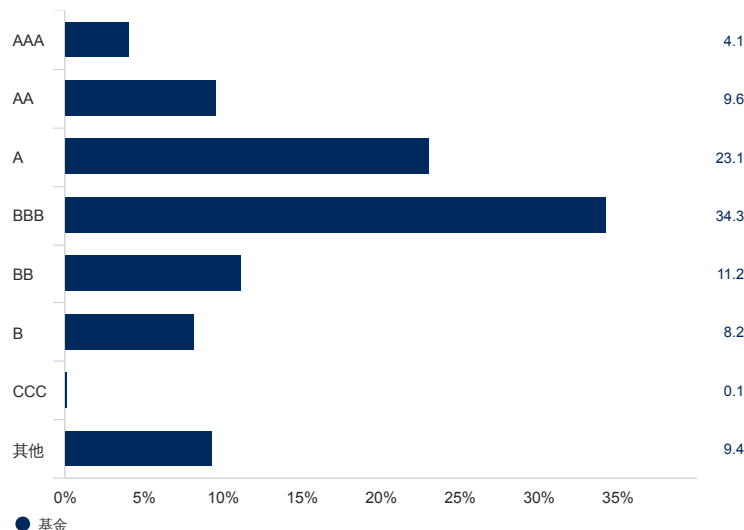
過往表現未必可作日後業績的準則，並不一定會再次重現。
投資價值及所得收益可跌亦可升，投資者未必能取回投資本金。匯率變動可能造成海外投資價值的上升或下跌。
本圖表僅供參考之用，並未反映任何投資的實際回報率。
回報率以資產淨值價計算（這是指業績並不包含任何首次認購費）、收益再投資、扣除費用。

資產分佈

行業資產分佈 (%)



信貸評級 (%)

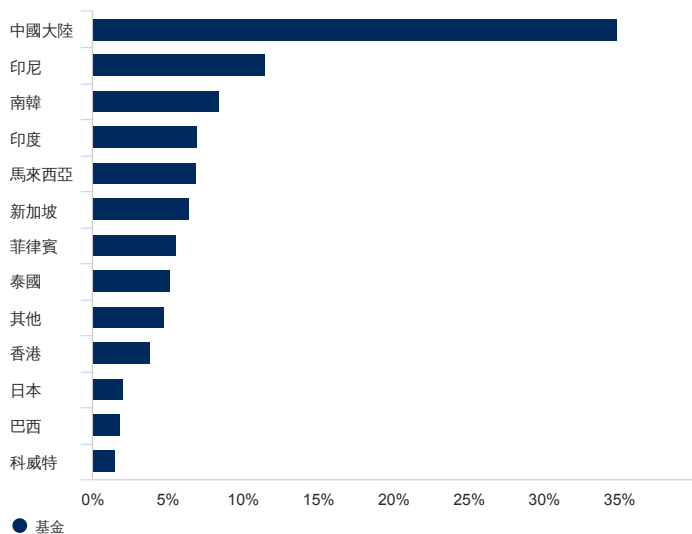


Schroders

施羅德環球基金系列 亞洲債券

美元A類別累積單位 | 數據截至 30.11.2020

地區資產分佈 (%)



10大主要投資 (%)

| 投資名稱 | % |
|---|-----|
| Malaysia (Government) 3.828 05-Jul-2034 | 4.1 |
| China Peoples Republic Of (Governm 2.68 21-May-2030 | 3.8 |
| Indonesia (Republic Of) FR82 7.0 15-Sep-2030 | 3.6 |
| Korea (Republic Of) 1.375 10-Dec-2029 | 3.3 |
| Korea (Republic Of) 1.375 10-Jun-2030 | 3.3 |
| Thailand Kingdom Of (Government) 3.3 17-Jun-2038 | 3.0 |
| India (Republic Of) 6.79 15-May-2027 | 2.6 |
| China Peoples Republic Of (Governm 4.08 22-Oct-2048 | 2.5 |
| Singapore (Republic Of) 2.75 01-Mar-2046 | 2.2 |
| Malaysia (Government) 3.882 14-Mar-2025 | 2.2 |

資料來源: 施羅德投資。由於四捨五入的關係, 分配相加的百分比可能不等於100%。衍生工具在適用的情形下是依照標的資產之名目基礎表示。由於對各類型衍生工具的處理不同, 各圖表之間對流動資產的分配可能有所差異。請注意: 信貸評級中列出的"其他"可能包括單位信託, 現金和衍生工具。

可認購股份類別

| | 美元A類別累積單位 | 美元A類別收息單位 | 港元A類別收息單位 |
|------|--------------|--------------|--------------|
| 派息政策 | 無派息 | 每月可變 | 每月可變 |
| ISIN | LU0106250508 | LU0091253459 | LU0532872552 |
| 彭博代碼 | SCHABDA LX | SCHABDI LX | SCHKDAD LX |

基準和公司行動信息

在此期間實現的性能是在不再適用的情況下實現的。該基金的目標和投資政策於2018年3月發生了變化。2018年3月1日, 施羅德環球基金系列亞洲債券絕對回報更名為施羅德環球基金系列亞洲債券總回報。自2010年8月1日起, 施羅德環球基金系列亞洲債券更名為施羅德環球基金系列亞洲債券絕對回報。2011年12月1日, LIBOR 3 Months取代了Citi US Treasury / Agency TR。之前指數的完整跟蹤記錄已保留, 並鏈接到新指數。2018年3月1日, 50% Markit iBoxx Asian Local Currency + 50% JP Morgan Asian Credit取代LIBOR 3 Months。之前指數的完整跟蹤記錄已保留, 並鏈接到新指數。

重要事項

* 晨星評級截至 30.11.2020: © Morningstar 2020.保留所有權利。此處包含的資訊為: (1) 為晨星和/或其內容提供者所專有; (2) 不得複製或流通; 以及 (3) 並不保證是準確、完全或及時的。晨星及其內容提供者對於使用這些資訊所造成的損害或損失, 概不承擔任何責任。過往表現未必可作日後業績的準則。

產品特點

重要事項

基金主要透過投資於亞洲發行的定息及浮息證券。

- 基金投資於債務證券或承受利率、信貸及對手方風險及低於投資級別和未獲評級的債務證券風險等等。
- 基金投資於新興的市場及中國而須承受政治和經濟風險、法律及監管風險、流動性及波動性風險等等。
- 概不保證RQFII資格及RQFII額度和可涉及有關應用RQFII規則的風險、資金匯回及流動性風險、存放於中國保管人的現金及中國經紀風險。
- 基金投資於主權債務可能承受政治、社會及經濟風險。當政府機構對其主權債務違約，基金可能在該等事件中蒙受重大損失。
- 一般股息政策的股份類別，支出將從資本而並非總收入中支付，可分派收入因此增加，而增加的部份可被視為從資本中支付的股息。定息政策的股份類別，其股息可能同時由收入及資本中支付。從資本中支付的派息相當於從閣下原本投資的金額中，或從該等金額賺取的資本收益中退回或提取部份款項，可能導致每股資產淨值即時下跌。
- 基金可投資於衍生工具以達致投資目標。運用衍生工具可涉及較高的對手方、流通性及估值的風險。在不利的情況下，基金可能會因為使用衍生工具作對沖之用而承受重大虧損。

閣下不應僅倚賴本文件而作出任何投資決定。請詳閱有關銷售文件以得悉基金之詳情包括風險因素。

投資目標及策略

本基金旨在通過投資於由亞洲的政府、政府機構、跨國組織和公司發行的定息和浮息證券，以提供資本增值和收益。

作為基金主要目標的一部份，基金亦可彈性地通過金融衍生工具如遠期貨幣，積極地持有貨幣長倉及短倉。基金進行之積極貨幣長倉及短倉未必對應其持有相關證券。基金可運用金融衍生工具(如遠期貨幣、遠期貨幣期權)和現貨來對沖任何不需要的貨幣風險及/或捕捉某種貨幣相對另一貨幣的潛在突出表現。