

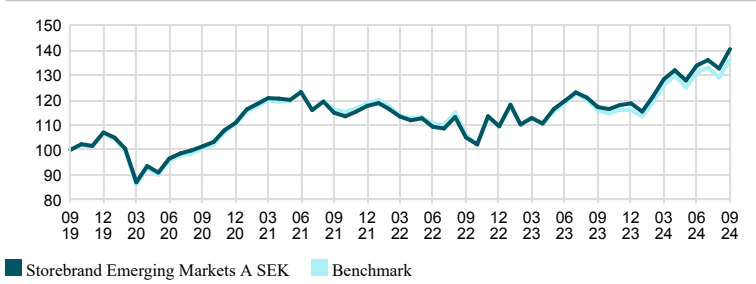
Storebrand Emerging Markets is an equity fund that invests in a wide range of shares in different sectors in emerging markets. The fund is managed as an index tracking fund and does not adopt any active positions versus the market. The fund's performance is compared with an index that reflects emerging markets. The fund usually invests in around 700-950 companies across many different sectors and countries. The fund follows our standard for sustainable investments, which means, among other things, that we refrain from investing in companies that are in breach of international standards and conventions. These include human rights, labour law and international law, corruption and financial crime, serious climate and environmental damage, and controversial weapons (land mines, cluster bombs and nuclear weapons). We also exclude companies where more than 5 per cent of net sales come from the production and/or distribution of fossil fuels, tobacco, weapons, alcohol, gambling, pornography, cannabis, or companies with large fossil reserves.

## Storebrand Emerging Markets A SEK - Monthly Returns

Year	Year, benchmark	Jan	Feb	Mar	Apr	May	Jun	Jul	Aug	Sep	Oct	Nov	Dec
2024	18.37	17.54	-2.76	5.07	5.87	2.84	-3.12	4.71	1.59	-2.47	5.87	-	-
2023	8.39	6.23	7.85	-6.70	2.38	-1.97	5.24	2.80	2.92	-1.70	-3.21	-0.61	1.32
2022	-6.97	-8.04	0.94	-1.92	-2.72	-1.33	0.78	-3.04	-0.69	4.33	-7.26	-2.70	11.02
2021	6.11	7.44	4.83	1.81	2.07	-0.19	-0.45	2.62	-5.81	2.86	-3.78	-1.16	1.63
2020	3.70	3.79	-1.91	-4.21	-13.42	7.42	-2.73	6.12	2.23	1.19	1.64	1.73	4.52

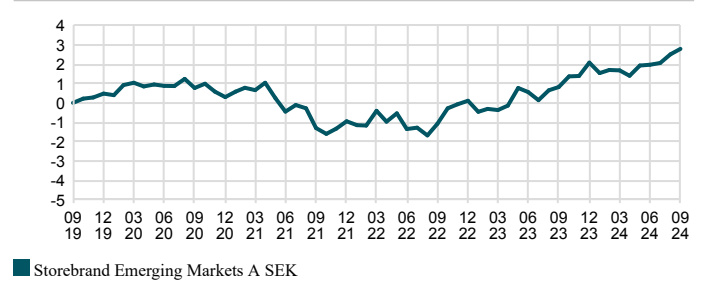
## Investment Performance

Time Period: 2019-09-30 to 2024-09-30




## Excess Performance

Time Period: 2019-09-30 to 2024-09-30

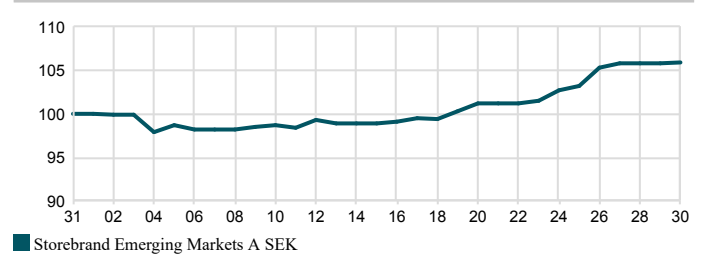


## Fund Country Breakdown

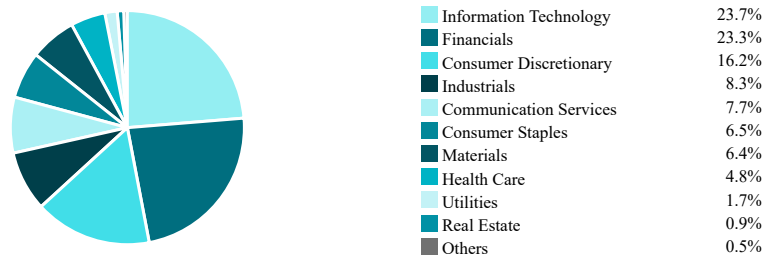


## Last Month

Time Period: 2024-08-31 to 2024-09-30



## Fund Sector Breakdown



## Trailing Returns

As Of Date: 2024-09-30

	Fund	Benchmark	Relative
Accumulated since			
1 m	5.87	5.59	0.27
YTD	18.37	17.54	0.83
1 yr	19.93	17.61	2.32
3 yr	22.32	17.27	5.05
5 yr	40.50	36.34	4.15
Annualized			
3 yr	6.94	5.45	1.49
5 yr	7.03	6.39	0.64

## Facts

Manager	Henrik Wold Nilsen	STD 3 yr, fund	13.65
AUM	13,906 MSEK	STD 3 yr, benchmark	14.00
KID Risk (1-7)	4	Tracking Error 3 yr	1.48
NAV (2024-09-30)	202.42 SEK	Information Ratio 3 yr	1.01
Morningstar Rating, total (2024-09-30)	4	Sharpe Ratio 3 yr	0.6
Management Fees %	0.40	Beta 3 yr	1.0
Ongoing Charges %	0.43	R <sup>2</sup> 3 yr	98.9
Max Drawdown Recovery Period	8 months	ISIN	SE0003455658
Number Of Holdings	863		

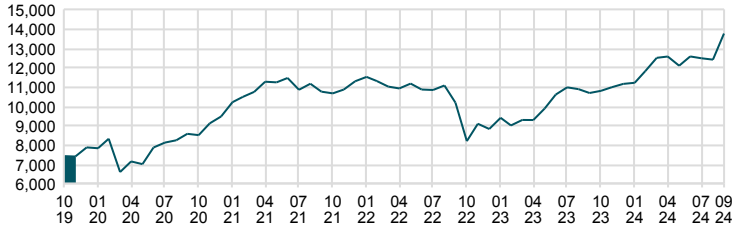
## Top Ten Positions

	Weight %
Taiwan Semiconductor	8.8
Alibaba Group Holding Ltd	3.0
Samsung Electronics	2.7
Meituan Dianping	1.5
PDD Holdings Inc	1.1
Infosys Limited	1.1
China Construction Bank - H	1.1
Icici Bank	1.0
Hon Hai Precision	0.9
JD.COM INC - CL A	0.9
Sum	22.1

Currency: SEK All performance related information is net of fees. Please note that historical return is no guarantee of future return. The value of your fund savings can both rise and fall, and you may get back less than you invested. A fund with risk class 6-7 may, due to its composition and the fund company's management methods, decrease and increase substantially in value. All our funds are managed according to a sustainability strategy based on the methods Solutions, Exclusions & Active ownership, please see more information at [www.storebrandfonder.se/hallbarhet](http://www.storebrandfonder.se/hallbarhet). Storebrand Fonder may not be held liable for any errors contained in this information. Neither Morningstar nor Storebrand Fonder is responsible for any damages, whether directly or indirectly caused by any shortcomings or errors in this information. Investors should not rely on this information without having made proper checks. Attribution calculated from gross-of-fees prices. Investors and potential investors should be aware that marketing of the funds outside of Sweden may be restricted or unlawful. Information about in which countries, outside of Sweden, some of the funds are marketed is disclosed in the funds' prospectuses. Prospectuses and key investor information documents for the funds are available at [www.storebrandfonder.se/fakta](http://www.storebrandfonder.se/fakta).

### Total Assets

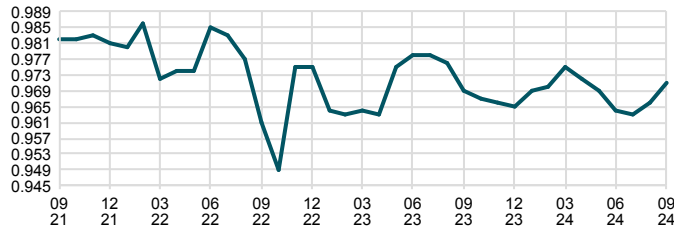
Time Period: 2019-10-31 to 2024-09-30



### Rolling Beta

Time Period: 2021-09-30 to 2024-09-30

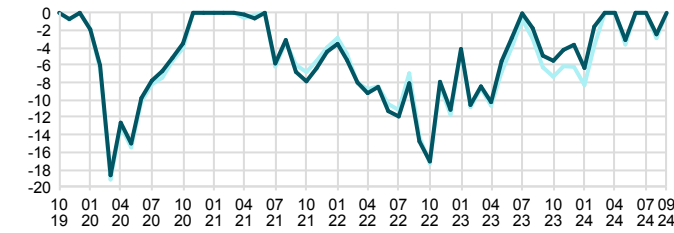
Rolling Window: 2 Years 1 Month shift



■ Storebrand Emerging Markets A SEK

### Drawdown

Time Period: 2019-10-31 to 2024-09-30

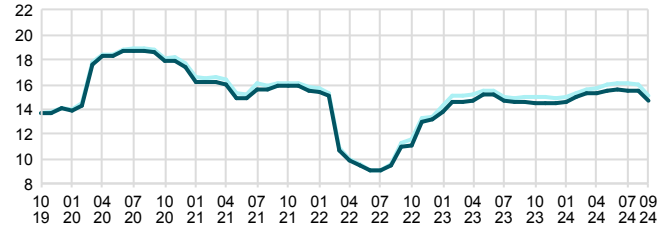


■ Storebrand Emerging Markets A SEK    ■ Benchmark

### Standard Deviation

Time Period: 2019-10-31 to 2024-09-30

Rolling Window: 2 Years 1 Month shift

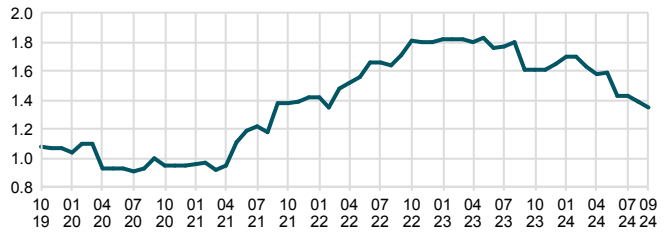


■ Storebrand Emerging Markets A SEK    ■ Benchmark

### Tracking Error

Time Period: 2019-10-31 to 2024-09-30

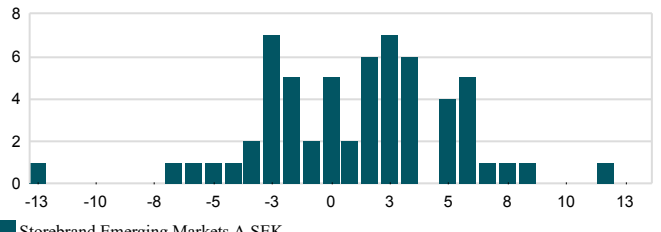
Rolling Window: 2 Years 1 Month shift



■ Storebrand Emerging Markets A SEK

### Monthly Return Distribution

Time Period: 2019-10-31 to 2024-09-30



■ Storebrand Emerging Markets A SEK

### Sector Attribution - Year To Date

	Portfolio			Benchmark			Analysis			
	Average Weight	Return	Contribution	Average Weight	Return	Contribution	Allocation	Selection	Currency Effect	Total Effect
Cash	0.4	0.0	0.0	0.0	0.0	0.0	-0.1	0.0	0.0	-0.1
Energy	0.0	0.6	0.0	5.3	10.6	0.6	0.3	0.0	0.1	0.4
Materials	7.0	1.4	0.0	7.2	-1.0	-0.1	0.0	0.1	0.1	0.2
Industrials	8.4	20.4	1.7	6.8	14.7	1.0	0.0	0.4	0.0	0.4
Consumer Discretionary	14.5	32.0	4.5	12.6	31.3	3.8	0.3	0.1	0.0	0.4
Consumer Staples	7.1	6.3	0.5	5.5	3.9	0.2	-0.2	0.1	0.0	-0.1
Health Care	4.5	20.3	1.0	3.5	12.9	0.5	0.0	0.3	0.0	0.3
Financials	22.6	20.1	4.6	22.5	17.5	4.0	0.0	0.6	0.0	0.6
Information Technology	24.8	20.0	5.0	23.4	19.7	4.5	0.1	0.0	0.0	0.2
Communication Services	7.7	14.9	1.2	8.9	26.9	2.3	-0.1	-0.9	0.0	-1.0
Utilities	1.9	23.4	0.4	2.9	20.9	0.6	0.0	0.1	0.0	0.0
Real Estate	1.1	6.4	0.1	1.4	12.0	0.2	0.0	0.0	0.0	0.0
Undefined	0.0	0.0	-0.2	0.0	26.6	0.0	0.0	-0.2	0.0	-0.2

Currency: SEK All performance related information is net of fees. Please note that historical return is no guarantee of future return. The value of your fund savings can both rise and fall, and you may get back less than you invested. A fund with risk class 6-7 may, due to its composition and the fund company's management methods, decrease and increase substantially in value. All our funds are managed according to a sustainability strategy based on the methods Solutions, Exclusions & Active ownership, please see more information at [www.storebrandfonder.se/hallbarhet](http://www.storebrandfonder.se/hallbarhet). Storebrand Fonder may not be held liable for any errors contained in this information. Neither Morningstar nor Storebrand Fonder is responsible for any damages, whether directly or indirectly caused by any shortcomings or errors in this information. Investors should not rely on this information without having made proper checks. Attribution calculated from gross-of-fees prices. Investors and potential investors should be aware that marketing of the funds outside of Sweden may be restricted or unlawful. Information about in which countries, outside of Sweden, some of the funds are marketed is disclosed in the funds' prospectuses. Prospectuses and key investor information documents for the funds are available at [www.storebrandfonder.se/faktablad](http://www.storebrandfonder.se/faktablad). Storebrand Fonder Head Office: Vasagatan 10. Postal address: SE-105 39 Stockholm. Telephone +46 08 614 24 Storebrand Fonder AB – SE 556397-8922. Registered office: Stockholm.