

Storebrand Kortränta is an actively managed short-term fixed-income fund which invests in interest-bearing securities and money market instruments issued in Swedish kronor, primarily issued by Nordic issuers. The average duration is no more than one year, and the fund invests solely in securities issued by issuers with high creditworthiness, Investment Grade, and that have a rating of BBB- or higher. Fund is authorised to invest more than 35 per cent of its wealth in promissory notes issued by the Swedish State. The asset manager makes active investment decisions by means of analysis and selection. The fund follows our standard for sustainable investments, which means, among other things, that we refrain from investing in companies that are in breach of international standards and conventions. These include human rights, labour law and international law, corruption and financial crime, serious climate and environmental damage, and controversial weapons (land mines, cluster bombs and nuclear weapons). We also exclude companies where more than 5 per cent of net sales come from the production and/or distribution of fossil fuels, tobacco, weapons, alcohol, gambling, pornography, cannabis, or companies with large fossil reserves

## Storebrand Kortränta - Monthly Returns

	Year	Year, benchmark	Jan	Feb	Mar	Apr	May	Jun	Jul	Aug	Sep	Oct	Nov	Dec
2024	3.360	2.969	0.348	0.362	0.389	0.390	0.428	0.305	0.415	0.378	0.296	-	-	-
2023	3.892	3.287	0.256	0.213	0.188	0.326	0.302	0.292	0.358	0.381	0.323	0.355	0.418	0.413
2022	0.381	0.165	-0.018	-0.067	-0.058	-0.041	-0.102	-0.124	0.072	0.188	0.009	0.127	0.188	0.208
2021	0.034	-0.215	0.037	0.011	-0.013	0.008	-0.006	0.003	-0.008	0.016	0.032	0.017	-0.058	-0.006
2020	0.317	-0.188	0.025	-0.002	-0.355	0.122	0.083	0.171	0.094	0.113	0.024	-0.031	0.070	0.005

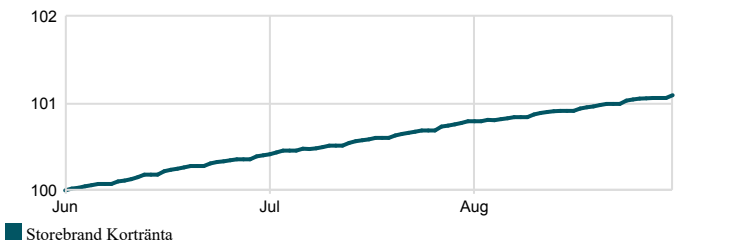
## Storebrand Kortränta - Monthly Excess Return

Benchmark: SPP Korträntefond Blended Index

	Year	Jan	Feb	Mar	Apr	May	Jun	Jul	Aug	Sep	Oct	Nov	Dec
2024	0.391	0.042	0.041	0.058	0.073	0.067	-0.005	0.075	0.031	0.000	-	-	-
2023	0.606	0.135	0.052	-0.079	0.079	0.038	0.037	0.048	0.077	0.054	0.049	0.050	0.046
2022	0.216	0.027	-0.053	-0.039	0.100	-0.078	-0.094	0.053	0.165	-0.044	0.017	0.092	0.069
2021	0.249	0.061	0.027	0.006	0.018	0.014	0.019	0.006	0.033	0.035	0.030	-0.041	0.040
2020	0.505	0.073	0.019	-0.333	0.141	0.098	0.180	0.103	0.126	0.035	-0.022	0.074	0.012

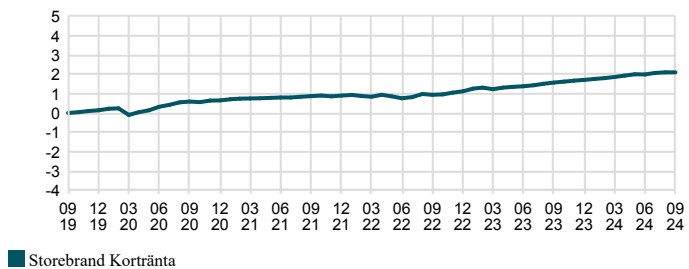
## Last Three Months

Time Period: 2024-06-30 to 2024-09-30



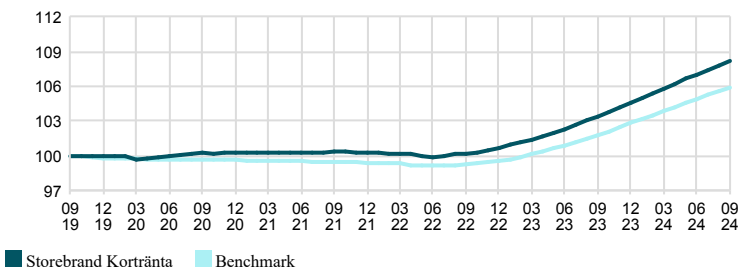
## Excess Performance

Time Period: 2019-09-30 to 2024-09-30



## Investment Performance

Time Period: 2019-09-30 to 2024-09-30



## Trailing Returns

As Of Date: 2024-09-30

	Fund	Benchmark	Relative
Accumulated since			
1 m	0.30	0.30	0.00
YTD	3.36	2.97	0.39
1 yr	4.59	4.04	0.55
3 yr	7.74	6.45	1.29
5 yr	8.16	5.93	2.22
Annualized			
3 yr	2.51	2.10	0.41
5 yr	1.58	1.16	0.42

## Facts

Manager	Susanna Kaas von Mentzer	STD 3 yr, fund	0.62
AUM	17,146 MSEK	STD 3 yr, benchmark	0.55
KID Risk (1-7)	1	Tracking Error 3 yr	0.20
NAV (2024-09-30)	127.56 SEK	Information Ratio 3 yr	2.07
Morningstar Rating, total (2024-09-30)		Sharpe Ratio 3 yr	4.0
Management Fees %	0.20	Beta 3 yr	1.1
Ongoing Charges %	0.21	R <sup>2</sup> 3 yr	90.3
Max Drawdown Recovery Period	5 months	ISIN	SE0000522500
Number Of Holdings	116	Duration (modified)	0.26%
Yield	3.62%	Credit Duration (modified)	1.07%

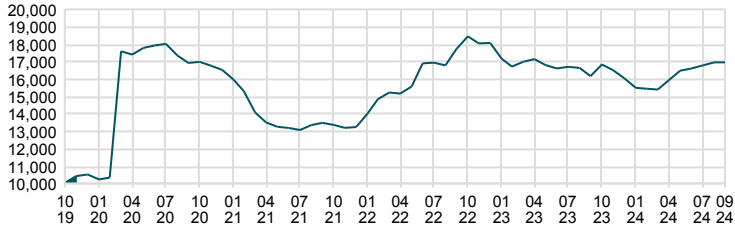
## Top Ten Positions

	Weight %
DNB Boligkreditt AS 20/25 FRN SEK COVID	5.8
Stadshypotek AB FRN 2026/01/05	4.3
Spb 1 Boligkredi AS 20/25 FRN SEK C COVID	4.1
Nykredit Realkredit AS FRN 2026/04/01	3.8
Skandiabanken FRN 2026/11/24 COVID	3.5
Stadshypotek AB FRN 2025/08/01	3.0
Sveriges Sakerstallda Obligationer AB FRN 2025/02/	2.9
International Development Association.250% 2025/06	2.8
BlueStep Bank AB FRN 2025/10/08 COVID	2.3
Skandiabanken FRN 2025/09/24 COVID	2.2
Sum	34.7

Currency: SEK All performance related information is net of fees. Please note that historical return is no guarantee of future return. The value of your fund savings can both rise and fall, and you may get back less than you invested. The fund is allowed to invest more than 35 percent of the fund's assets in debt securities issued by the Swedish state. All our funds are managed according to a sustainability strategy based on the methods Solutions, Exclusions & Active ownership, please see more information at [www.storebrandfonder.se/hallbarhet](http://www.storebrandfonder.se/hallbarhet). Storebrand Fonder may not be held liable for any errors contained in this information. Neither Morningstar nor Storebrand Fonder is responsible for any damages, whether directly or indirectly caused by any shortcomings or errors in this information. Investors should not rely on this information without having made proper checks. Investors and potential investors should be aware that marketing of the funds outside of Sweden may be restricted or unlawful. Information about in which countries, outside of Sweden, some of the funds are marketed is disclosed in the funds' prospectuses. Prospectuses and key investor information documents for the funds are available on our website [www.storebrandfonder.se/fakta](http://www.storebrandfonder.se/fakta).

Total Assets

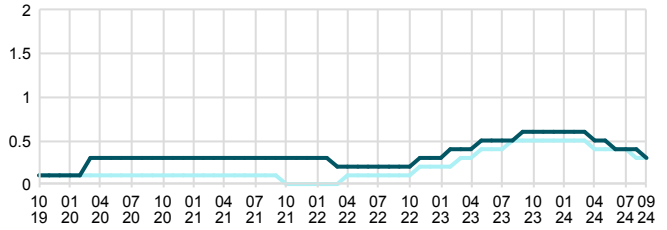
Time Period: 2019-10-31 to 2024-09-30



Standard Deviation

Time Period: 2019-10-31 to 2024-09-30

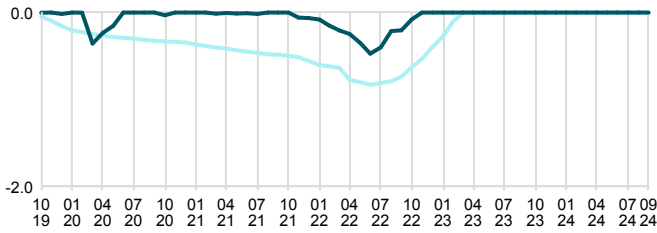
Rolling Window: 2 Years 1 Month shift



■ Storebrand Kortränta ■ Benchmark

Drawdown

Time Period: 2019-10-31 to 2024-09-30

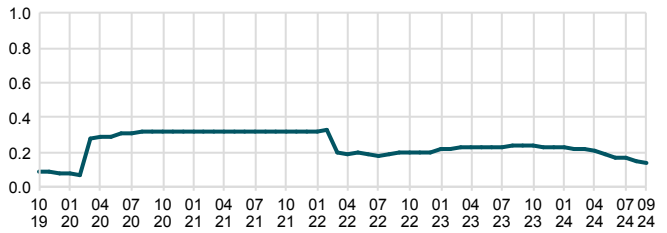


■ Storebrand Kortränta ■ Benchmark

Tracking Error

Time Period: 2019-10-31 to 2024-09-30

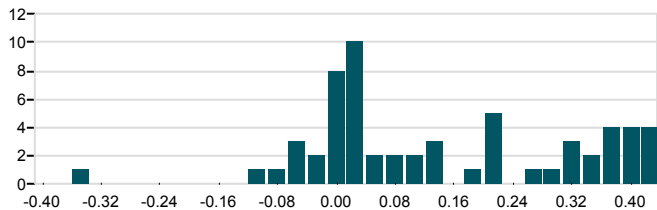
Rolling Window: 2 Years 1 Month shift



■ Storebrand Kortränta

Monthly Return Distribution

Time Period: 2019-10-31 to 2024-09-30



■ Storebrand Kortränta