

Income GBP | Data as at 31.03.2024

## Company Investment Objectives and Policy

The Company's investment objective is to achieve long-term capital growth by investing in biotechnology and other life sciences companies.

The latest Annual Report includes the investment policy which you should read in conjunction with the KID before investing, these are available on our Schroders website. Above is the Investment Objective of the fund. For details on the fund's Investment Policy please see the KID. Relevant risk as associated with this Company are shown overleaf and should be carefully considered before making any investment. Past Performance is not a guide to future performance and may not be repeated. The value of investments and the income from them may go down as well as up and investors may not get back the amounts originally invested. Exchange rate changes may cause the value of investments to fall as well as rise. Performance data does not take into account any commissions and costs, if any, charged when units or shares of any fund, as applicable, are issued and redeemed.

## Performance

Performance (%)	YTD	1 month	3 months	6 months
Share Price	2.2	-4.1	2.2	6.4
Net Asset Value	4.5	-1.9	4.5	14.6
Reference Index	2.5	0.3	2.5	8.7

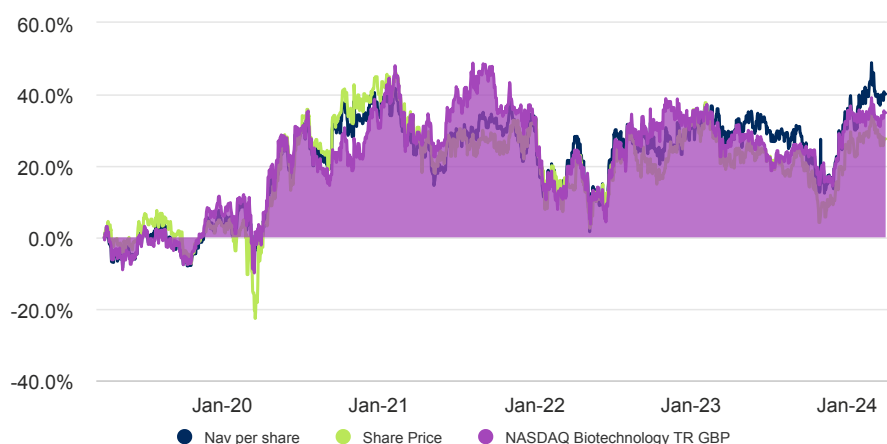
  

Performance (%)	1 year	3 years p.a.	5 years p.a.	10 years p.a.
Share Price	3.5	0.3	5.0	12.3
Net Asset Value	8.3	3.6	6.9	11.2
Reference Index	6.0	1.6	6.2	9.6

Discrete yearly performance (%)	Mar 14 - Mar 15	Mar 15 - Mar 16	Mar 16 - Mar 17	Mar 17 - Mar 18	Mar 18 - Mar 19	Mar 19 - Mar 20	Mar 20 - Mar 21	Mar 21 - Mar 22	Mar 22 - Mar 23	Mar 23 - Mar 24
Share Price	92.3	-23.8	48.1	-4.2	19.9	-1.1	27.9	-9.9	8.2	3.5
Net Asset Value	73.2	-20.6	37.9	-5.7	15.3	0.3	25.2	-2.6	5.5	8.3
Reference Index	64.0	-21.4	29.9	-2.1	13.3	2.1	25.9	-6.9	6.3	6.0

## Performance over 5 years



Source: Morningstar, net income reinvested, net of ongoing charges and portfolio costs and where applicable, performance fees, in GBP. The five year performance reflects ex income performance. We have reflected cum income since the managers inception in the table above.

## Ratings and accreditation



Please refer to the Source and ratings information section for details on the icons shown above.

## Company facts

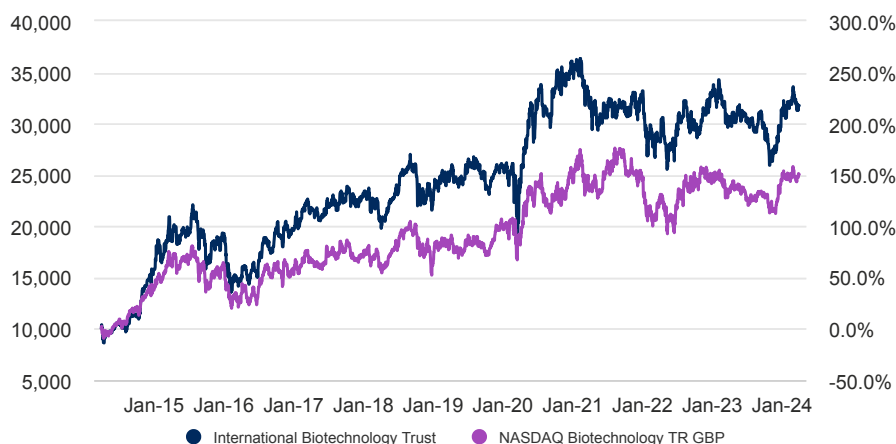
Fund manager	Ailsa Craig Marek Poszepczynski
Managed company since	15.03.2021 ; 15.03.2021
Alternative Investment Fund Manager	Schroders Unit Trusts Limited
Domicile	United Kingdom
Company launch date	06.05.1994
Company base currency	GBP
NAV (Million)	GBP 279.84
Number of holdings	78
Reference Index	NASDAQ Biotechnology TR GBP
Share Price	GBX 656.00
NAV per Share	GBX 736.37
Premium/Discount to NAV	-10.91%
Distribution frequency	Semi-Annually
Gearing (%)	7.39
Pay Dates	25.08.2023 - GBX 14.20 27.01.2023 - GBX 14.00 26.08.2022 - GBX 15.70 28.01.2022 - GBX 15.70
Ex-Dates	27.07.2023 ; 29.12.2022 ; 04.08.2022 ; 30.12.2021
Dividend Yield (%)	4.3

## Fees & expenses

Performance fee	10% of the relative outperformance of the Quoted portfolio* against the Reference Index (benchmark) plus a 0.5% hurdle. - Maximum performance fee in any one year of 1.25% of average net assets, subject to various exclusions and limits. *The aggregated cost estimation above includes the average over the last 3 years.
Ongoing charge	1.35%

Income GBP | Data as at 31.03.2024

## 10 year return of GBP 10,000



The chart is for illustrative purposes only and does not reflect an actual return on any investment.

Returns are based on the share price. Share price performance figures are calculated on a mid-market basis in GBP with income reinvested on the ex-dividend date.

## Risk considerations

**Capital risk / distribution policy:** As the Company intends to pay dividends regardless of its performance, a dividend may represent a return of part of the amount you invested.

**Concentration risk:** The Company's investments may be concentrated in a limited number of geographical regions, industry sectors, markets and/or individual positions. This may result in large changes in the value of the Company, both up or down.

**Currency risk:** The Company may lose value as a result of movements in foreign exchange rates, otherwise known as currency rates.

**Gearing risk:** The Company may borrow money to make further investments, this is known as gearing. Gearing will increase returns if the value of the investments purchased increase by more than the cost of borrowing, or reduce returns if they fail to do so. In falling markets, the whole of the value in that such investments could be lost, which would result in losses to the Company.

**IBOR risk:** The transition of the financial markets away from the use of interbank offered rates (IBORs) to alternative reference interest rates may impact the valuation of certain holdings and disrupt liquidity in certain instruments. This may impact the investment performance of the Company.

**Liquidity risk:** The price of shares in the Company is determined by market supply and demand, and this may be different to the net asset value of the Company. In difficult market conditions, investors may not be able to find a buyer for their shares or may not get back the amount that they originally invested. Certain investments of the Company, in particular the unquoted investments, may be less liquid and more difficult to value. In difficult market conditions, the Company may not be able to sell an investment for full value or at all and this could affect performance of the Company.

**Market risk:** The value of investments can go up and down and an investor may not get back the amount initially invested.

**Operational risk:** Operational processes, including those related to the safekeeping of assets, may fail. This may result in losses to the Company.

**Performance risk:** Investment objectives express an intended result but there is no guarantee that such a result will be achieved. Depending on market conditions and the macro economic environment, investment objectives may become more difficult to achieve.

**Share price risk:** The price of shares in the Company is determined by market supply and demand, and this may be different to the net asset value of the Company. This means the price may be volatile, meaning the price may go up and down to a greater extent in response to changes in demand.

**Smaller companies risk:** Smaller companies generally carry greater liquidity risk than larger companies, meaning they are harder to buy and sell, and they may also fluctuate in value to a greater extent.

## Codes

ISIN	GB0004559349
Bloomberg	IBT LN
SEDOL	0455934
LSE ticker	IBT

Where gearing is shown as negative, this reflects net cash.

## Summary risk indicator (SRI)



The risk category was calculated using historical performance data (or indicative fund performance during periods of suspension) and may not be a reliable indicator of the fund's future risk profile. The fund's risk category is not guaranteed to remain fixed. Please see the Key Information Document for more information.

# Schroders Investment Trust International Biotechnology Trust

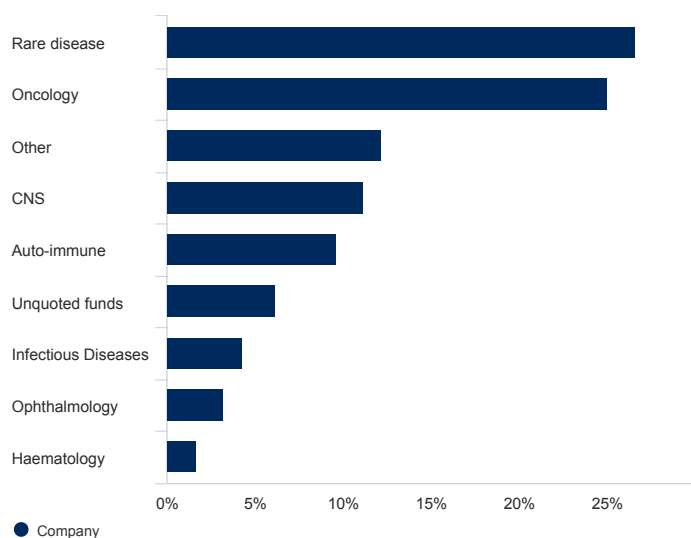
Marketing material

Income GBP | Data as at 31.03.2024

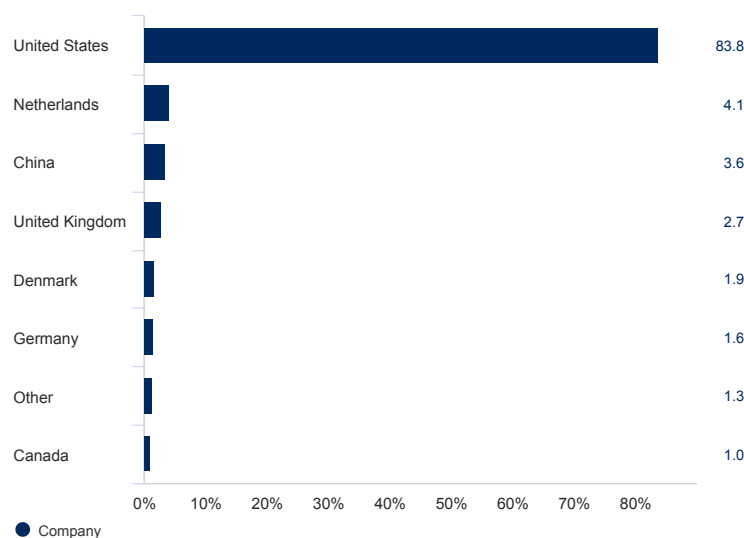
**Valuation risk:** The valuation of some investments held by the Company may be performed on a less frequent basis than the valuation of the Company itself. In addition, it may be difficult to find appropriate pricing references for these investments. This difficulty may have an impact on the valuation of the Company and could lead to more volatility in the share price of the Company, meaning the price may go up and down to a greater extent.

## Asset allocation

### Sector (%)



### Geographical breakdown (%)



### Top 10 holdings (%)

Holding name	%
AMGEN INC	5.5
CYTOKINETICS INC	5.0
GILEAD SCIENCES INC	4.3
VERA THERAPEUTICS INC CLASS A	4.2
BIOMARIN PHARMACEUTICAL INC	4.2
INCYTE CORP	3.6
SUPERNUS PHARMACEUTICALS INC	3.4
ALNYLAM PHARMACEUTICALS INC	3.4
BEIGENE ADS REPRESENTING LTD	3.2
ASTRAZENECA ADR REPRESENTING .5 PL	2.5

Source: Schroders. Top holdings and asset allocation are at company level. Number of holdings represent Quoted holdings only.

## Contact information

Schroder Unit Trusts Limited  
1 London Wall Place  
London  
United Kingdom  
EC2Y 5AU  
Tel: 0800 182 2399  
Fax:

For your security, communications may be taped or monitored.

## Information relating to changes in fund manager, investment objective, benchmark and corporate action information

Benchmark names in this document may be abbreviated. Please refer to the Company's legal documents for the full benchmark name. The investment manager invests on a discretionary basis and there are no restrictions on the extent to which the Company's portfolio and performance may deviate from the benchmark. The investment manager will invest in companies or sectors not included in the benchmark in order to take advantage of specific investment opportunities.

## Important information

---

### Costs:

Certain costs associated with your investment in the fund may be incurred in a different currency to that of your investment. These costs may increase or decrease as a result of currency and exchange rate fluctuations.

Certain costs associated with your investment in the Company may be incurred in a different currency to that of your investment. These costs may increase or decrease as a result of currency and exchange rate fluctuations.

If a performance fee is applicable to this fund, details of the performance fee model and its computation methodology can be found in the fund's prospectus. This includes a description of the performance fee calculation methodology, the dates on which the performance fee is paid and details of how the performance fee is calculated in relation to the fund's performance fee benchmark, which may differ from the benchmark in the fund's investment objective or investment policy.

If a performance fee is applicable to this fund, details of the performance fee model and its computation methodology can be found in the Company's accounts. This includes a description of the performance fee calculation methodology, the dates on which the performance fee is paid and details of how the performance fee is calculated in relation to the fund's performance fee benchmark, which may differ from the benchmark in the Company's investment objective or investment policy.

For further information regarding the costs and charges associated with your investment, please consult the funds' offering documents and annual report.

For further information regarding the costs and charges associated with your investment, please consult the Company's offering documents and annual report.

### General:

The Board has appointed Schroder Unit Trusts Limited as Alternative Investment Fund Manager, and to prepare this Factsheet. This factsheet should not be taken as any indication the Company held any particular investments at any particular date other than the stated date. Nothing in this factsheet should be construed as advice and is therefore not a recommendation to buy or sell shares. If you are interested in this Company you should contact your usual financial adviser before making any investment decision. In addition you can contact one of our Investor Services team on 0800 182 2399 for further information. Please note that Schroders is unable to give you specific investment advice. For investors' security calls to this number may be recorded. The data contained in this document has been sourced by Schroders and should be independently verified before further publication or use. Issued by Schroder Unit Trusts Limited, 1 London Wall Place, London EC2Y 5AU. Registered No: 4191730 England. Authorised and regulated by the Financial Conduct Authority. Nothing in this factsheet should be construed as advice and is therefore not a recommendation to buy or sell shares. If you are interested in this fund you should contact your usual financial adviser before making any investment decision. Please note that Schroders is unable to give you specific investment advice. For investors' security calls to this number may be recorded. Subscriptions for company shares can only be made on the basis of its latest Key Investor Document and Accounts, together with the latest audited annual report (and subsequent unaudited semi-annual report), copies are available in English and can be obtained, free of charge, from Schroder Investment Management Limited.

**Morningstar Rating:** © Morningstar 2024. All Rights Reserved. The information contained herein: (1) is proprietary to Morningstar and/or its content providers; (2) may not be copied or distributed; and (3) is not warranted to be accurate, complete or timely. Neither Morningstar nor its content providers are responsible for any damages or losses arising from any use of this information. Past performance is no guarantee of future results.