

## MONTHLY FACTSHEET DECEMBER 2022

### PORTFOLIO MANAGER

In December, BPI Iberia went down 0.76% but outperformed the benchmark by 62bps. The Fund finished 2022 with a performance of 3.37% vs -0.16% of the benchmark. The main contribution of the month came from the Cyclical stocks with +30bps vs benchmark mainly because our overweight in Indra has strongly outperformed other stocks more exposed to the cycle. Indra stocks spiked after reports that the government was considering a split between IT and Defence divisions. This possibility has been raised in the previous month by Amber Capital, Indra's third largest shareholder, and would be positive, helping to enhance the intrinsic value of each division. On another note, the phase 1B of FCAS was finally launched and will imply >€600mn revenues for the company over the next three years. The second best contributor was the Financials sector with +10bps vs benchmark mainly due to our overweight in Sabadell that outperformed our underweight in BCP. The European bank's sector has recovered after the ECB's meeting in which it unveiled a harsher than expected view for interest rates evolution. Sabadell is one of the more sensitive names to Euribor's evolution in terms of bottom line. Sabadell reached an agreement

with the British regulator FCA to pay a £49mn fine for the IT problems it experienced with the migration of platform in 2018, which is a small amount especially considering what the market feared back then. The main detractor was the Oil&Gas sector with -5bps as our overweight Repsol has underperformed our underweight Galp. The Portuguese Parliament has finally approved the windfall tax for the energy and food retail sector, with Galp expecting a negative impact for 2022 around €100mn, which is below consensus estimates. During the month, we opened a small position in BCP as it was underperforming its main peers on total capital concerns with the market acknowledging the need of further expensive debt issuance. We believe that these fears were somehow justified but a little bit exaggerated in dimension. We increased our overweight position in EDP and almost sold our position in Acciona. EDP's exposure to hydro had strongly penalized its performance during 2022 but it should start to contribute positively to company's earnings in the next quarters as rainfall levels have been normalizing in the last months, and we believe that has a better risk/reward proposition vs Acciona.

### MONTHLY RETURNS IN EUR (Net of Fees)

	2022																Fund	Benchmark*
	2007	2008	2009	2010	2011	2012	2013	2014	2015	2016	2017	2018	2019	2020	2021			
Jan		-12.00%	-1.95%	-6.70%	4.40%	-0.63%	6.74%	1.77%	2.69%	-5.39%	-0.23%	5.51%	7.17%	-2.23%	-2.61%	-0.72%	-0.64%	
Feb		0.08%	-7.66%	-4.09%	0.28%	0.78%	-1.59%	3.19%	7.53%	-4.30%	2.46%	-5.01%	1.81%	-7.40%	6.21%	-0.63%	-1.25%	
Mar		-2.23%	3.36%	6.37%	-2.90%	-2.03%	-2.97%	2.94%	4.26%	3.55%	10.49%	-4.07%	-0.93%	-16.83%	5.81%	0.63%	1.44%	
Apr	0.42%	4.30%	12.82%	-4.52%	1.72%	-7.23%	6.42%	0.75%	-0.93%	2.61%	1.95%	3.85%	5.23%	3.46%	3.75%	3.02%	1.86%	
May	8.19%	-0.04%	5.91%	-5.27%	-2.05%	-11.44%	-1.44%	1.58%	-1.64%	-0.38%	3.94%	-4.60%	-5.87%	1.88%	3.42%	3.83%	4.20%	
Jun	2.26%	-12.09%	1.46%	-0.32%	-1.56%	9.91%	-5.38%	-0.10%	-3.20%	-10.90%	-1.90%	1.21%	1.51%	2.36%	-2.69%	-6.45%	-7.15%	
Jul	0.56%	-2.86%	6.26%	8.21%	-5.52%	-1.82%	5.96%	-3.33%	7.69%	4.48%	-0.34%	2.21%	-1.49%	-3.14%	0.76%	0.52%	1.48%	
Aug	-5.08%	-0.17%	6.21%	-0.18%	-8.99%	7.81%	-0.24%	-0.67%	-6.97%	0.27%	-0.84%	-3.08%	-1.51%	0.40%	3.07%	-2.71%	-3.05%	
Sep	-4.55%	-8.81%	5.85%	2.13%	-3.95%	3.96%	7.12%	1.01%	-3.52%	-0.16%	0.99%	0.26%	3.88%	-3.12%	-0.36%	-6.21%	-7.52%	
Oct	8.60%	-17.96%	-2.08%	5.70%	3.84%	3.41%	7.07%	-5.02%	8.30%	5.63%	1.87%	-4.91%	3.30%	-3.71%	4.13%	9.26%	8.40%	
Nov	-1.04%	-0.26%	0.82%	-10.53%	-3.90%	0.15%	2.01%	2.44%	-0.12%	-3.37%	-2.76%	1.89%	1.62%	23.26%	-8.18%	4.62%	4.73%	
Dec	-0.72%	1.39%	2.80%	5.17%	0.42%	4.68%	1.00%	-3.54%	-3.65%	7.28%	1.15%	-4.38%	2.07%	1.38%	5.18%	-0.76%	-1.38%	
YTD	<b>7.55%</b>	<b>-42.09%</b>	<b>37.51%</b>	<b>-5.84%</b>	<b>-17.49%</b>	<b>5.69%</b>	<b>26.37%</b>	<b>0.63%</b>	<b>9.40%</b>	<b>-2.20%</b>	<b>17.42%</b>	<b>-11.27%</b>	<b>17.38%</b>	<b>-7.91%</b>	<b>18.91%</b>	<b>3.37%</b>		
Benchmark*	<b>8.20%</b>	<b>-43.37%</b>	<b>39.08%</b>	<b>-9.39%</b>	<b>-16.33%</b>	<b>5.91%</b>	<b>24.22%</b>	<b>-3.96%</b>	<b>-0.02%</b>	<b>-0.31%</b>	<b>12.90%</b>	<b>-10.89%</b>	<b>16.31%</b>	<b>-10.59%</b>	<b>12.29%</b>		<b>-0.16%</b>	

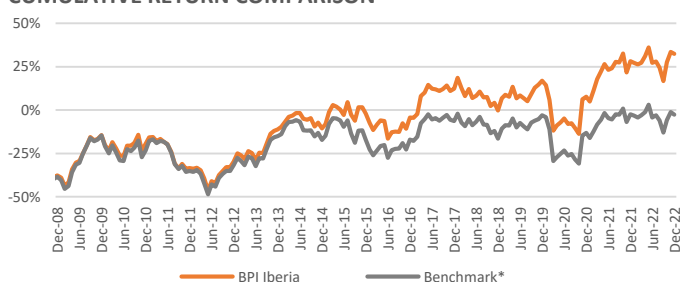
### PERFORMANCE ANALYSIS

	Benchmark*	Fund
Rate of Return 12 months	-0.09%	3.37%
Compound Annualized RoR 3Y	0.13%	4.22%
Compound Annualized RoR 5Y	0.79%	3.35%
Compound Annualized RoR Since Inception	-0.17%	1.83%
Annualized Volatility 12 months	16.14%	15.46%
Information Ratio (3Y)		1.24x
Annualized Alpha (3Y)		4.10%
Beta 3Y		0.94
Annualized Tracking Error		3.54%
Tracking Error 12 m		2.56%

### EXPOSURE & NAVs

Assets Under Management (EUR)	36.4 Million
Top 5 positions	37.79%
NAV (EUR)	6.650

### CUMULATIVE RETURN COMPARISON

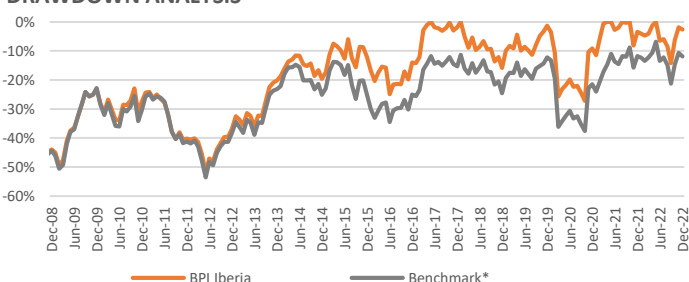


### TOP 10 HOLDINGS

Security	Sector	Country	Weight	Active Weight
Iberdrola	Utilities	Spain	9.69%	-3.00%
BBVA	Financials	Spain	9.65%	3.45%
Inditex	Retail	Spain	8.76%	0.28%
Repsol	Oil, Gas & Consumable Fuels	Spain	4.91%	1.18%
Banco Santander	Financials	Spain	4.78%	-3.81%
Amadeus	IT Services	Spain	4.71%	0.72%
Bankinter	Financials	Spain	4.70%	3.67%
Endesa	Utilities	Spain	4.40%	3.04%
EDP	Utilities	Portugal	4.36%	1.78%
Ferrovial	Infrastructure Concessions	Spain	4.27%	1.02%

All investments within each strategy, possibly including derivatives, linked to a particular issuer, have been combined to form a total percentage of each issuer.

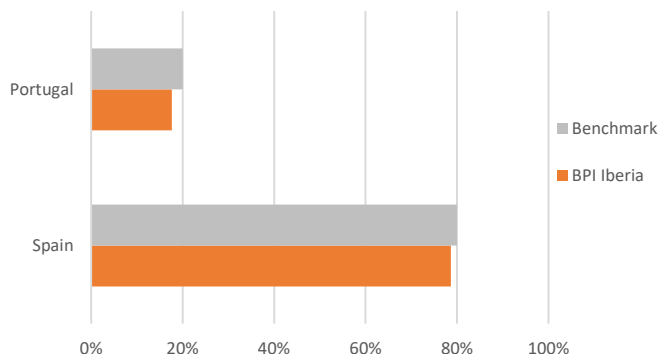
### DRAWDOWN ANALYSIS



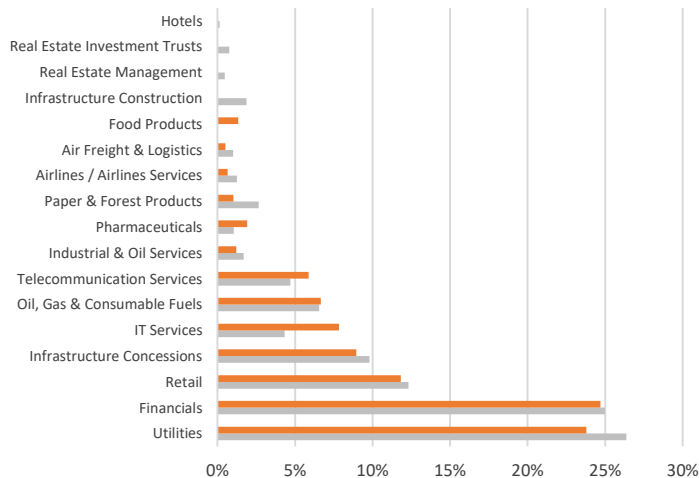
\*The reference index is used for illustrative purpose only. From September 2014 it is considered 80% IBEX 35 TR + 20% PSI 20 TR. Previously the benchmark was 50%IBEX 35 TR + 50% PSI 20 TR. The source of the fund's performance is BPI Gestão de Ativos. Performance is based on the monthly net performance of the fund. The drawdown chart source is BPI Gestão de Ativos, based on the net performance of the fund. Maximum drawdown is the maximum accumulated loss from the fund's highest value to the subsequent lowest value over the covered period. This information is for Investment Professionals only and should not be relied upon by private investors. These figures relate to the fund's past performance, which is not a reliable indicator of the future results. The value of the investments and any income from them may go down as well as up and an investor may not get back the amount invested.

## MONTHLY FACTSHEET DECEMBER 2022

### COUNTRY EQUITY EXPOSURE



### SECTOR EQUITY EXPOSURE



### POSITIONS CONTRIBUTION (%)

Top Contributors	Sector	Country	Weight	Active Weight	Absolute Contribution	Active Contribution
Indra	IT Services	Spain	3.13%	2.79%	0.24%	0.22%
BCP	Financials	Portugal	0.87%	-0.98%	0.01%	0.09%
Naturgy	Utilities	Spain	0.00%	-0.86%	0.00%	0.09%
Jerónimo Martins	Retail	Portugal	0.72%	-1.71%	-0.04%	0.08%
AENA	Infrastructure Concessions	Spain	1.13%	-1.44%	-0.06%	0.07%
IAG	Airlines / Airlines Services	Spain	0.66%	-0.60%	-0.08%	0.06%
EDP Renováveis	Utilities	Portugal	1.22%	-0.99%	-0.09%	0.06%
Altri	Paper & Forest Products	Portugal	0.00%	-0.51%	0.00%	0.06%
Red Elctrica	Utilities	Spain	0.00%	-1.61%	0.00%	0.05%
Bankinter	Financials	Spain	4.70%	3.67%	0.06%	0.05%

Top Detractors	Sector	Country	Weight	Active Weight	Absolute Contribution	Active Contribution
Caixabank	Financials	Spain	0.00%	-5.40%	0.00%	-0.15%
Enagas	Utilities	Spain	1.87%	1.13%	-0.13%	-0.08%
Galp Energia	Oil, Gas & Consumable Fuels	Portugal	1.75%	-1.08%	0.12%	-0.07%
Navigator Company	Paper & Forest Products	Portugal	1.03%	-0.20%	-0.13%	-0.06%
Amadeus	IT Services	Spain	4.71%	0.72%	-0.27%	-0.05%
NOS	Telecommunication Services	Portugal	4.11%	2.97%	-0.07%	-0.05%
Ferrovial	Infrastructure Concessions	Spain	4.27%	1.02%	-0.20%	-0.05%
Iberdrola	Utilities	Spain	9.69%	-3.00%	0.14%	-0.04%
REN	Utilities	Portugal	0.00%	-1.55%	0.00%	-0.03%
Acciona Energia	Utilities	Spain	0.97%	0.54%	-0.05%	-0.03%

Weights refer to positions in the end of the month and contributions reflect all transactions within the month.

### EQUITY EXPOSURE

EQUITY	96.31%
CASH	3.69%

### MARKET CAPITALISATION EXPOSURE (%)

	>10bn	5-10 bn	1-5 bn	< 1 bn
FUND	69.19%	11.83%	18.62%	0.36%
BENCHMARK	76.02%	9.02%	14.24%	0.72%

### INVESTMENT PHILOSOPHY

BPI Iberia invests in listed Spanish and Portuguese equities or equity related assets which offer upside potential. The fund aims to beat the benchmark over a reasonable time frame through an active management approach

### INVESTMENT APPROACH

- Deep local knowledge of the companies
- Deep in-house fundamental analysis
- Stock picking philosophy
- Continual review of the process
- Long term approach

### SERVICE PROVIDER, DEALING TERMS AND FEE STRUCTURE

Management Company	CaixaBank Asset Management Luxembourg, S.A
Fund Administrator	BNP Paribas Securities Services
Sub-Investment Manager	BPI Gestão de Ativos, SA.
Auditor	Deloitte S.A.
Fund Inception	13th April 2007
Share Class	I (EUR); R (EUR)

Minimum initial investment (I, R)	EUR 250,000; EUR 250
Liquidity	5 days
Management Fee (I, R)	1.00%, 2.00%
Performance Fee (I, R)	No performance fee
Bloomberg code (I, R)	BPIIBRI LX, BPIIBRA LX
ISIN (I, R)	LU0292622254, LU0292624037

The source of this page's information is BPI Gestão de Ativos as at the end of the month. The weight of each position in the portfolio is measured by the % TNA of the combination of all investments in each issuer. Before investing you should read the KIID. Details of where the KIID is available are on the last page of this factsheet. This information is for Investment Professionals only and should not be relied upon by private investors. The value of the investments and any income from them may go down as well as up and an investor may not get back the amount invested.

## MONTHLY FACTSHEET DECEMBER 2022

This document is not intended as, and does not constitute or form part of any offer to issue or sell, or any solicitation of any offer to subscribe or purchase any shares in the Funds, nor shall it form the basis of, or be relied on, in connection with any contract. Recipients of this document who intend to apply for shares in the Funds are reminded that any such application may be made solely on the basis of the information contained in the prospectus of the Funds, in the management regulations, in the KIID and in the other ancillary documents, which prevail on the information contained in this document. The prospectus, management regulations, KIID and annual and semi-annual reports may be obtained free of charge from BPI Gestão de Ativos – Sociedade Gestora de Organismos de Investimento Coletivo, SA, which registered office is at 11-<sup>o</sup>, Rua Braamcamp, Lisboa, Portugal, as well as from the management company in Luxembourg – CaixaBank Asset Management Luxembourg S.A., which registered office is at 46B, avenue J.F. Kennedy, L-1855 Luxembourg. Each of the Funds may modify their investment approach and portfolio parameters in the future in a manner that they believe is consistent with their overall investment objectives.

Each investment in the Funds is subject to risk of partial or complete loss. Past performance is not necessarily indicative of future results. People interested in acquiring any investments should inform themselves as to: (a) the legal requirements within the countries of their nationality, residence, ordinary residence or domicile for such acquisition; (b) any foreign exchange control requirement which they might encounter on the acquisition or sale of investments; and (c) the income tax and other tax consequences which might be relevant to the acquisition, holding or disposal of the investment.

The information, opinions and financial models contained in this document (together referred to as “the Materials”) are for background purpose only, they do not purport to be full or complete and do not constitute investment advice. The Materials contain (a) information derived from sources that are believed to be accurate but have not been independently verified and (b) projections, assumptions and forecasts that are believed to be reasonable but which may differ from actual events or results. No reliance may be placed for any purpose on the Materials or on their accuracy or completeness. No representation, warranty undertaking, expressed or implied, is given as to accuracy or completeness of the Materials by any of the Funds or any of their respective affiliates, directors, officers or employees, and no liability is accepted by such persons for the accuracy or completeness of the Materials. Furthermore, the Funds or any of their affiliates undertake no obligation to provide the recipient with access to any additional information, to update the Materials or to correct any inaccuracies. This document is confidential and intended solely for the use of the recipient. It must not be reproduced, distributed or published in whole or in part by any recipient for any purpose without the prior consent of BPI Gestão de Ativos. It is distributed by BPI Gestão de Ativos and is only intended for professional investors as defined by the MIFID Directive.

The performance detailed above is calculated for class I (EUR). The Funds may use derivatives to protect the value of the Funds’ assets or to reduce the costs of investing, although this may not be achieved. It is not anticipated that the use of derivatives will have any significant effect on the risk profile of the Funds. If an investor’s reference currency is not Euro (e.g. Pounds Sterling) then the return may increase or decrease as a result of currency fluctuations.

The details of the up-to-date remuneration policy and complaints handling policy of CaixaBank Asset Management Luxembourg S.A., as well as the NAV and documentation of the Funds, are available on <https://www.caixabanklux.com/>

#### To the attention of Swiss investors:

- The marketing of the class I (EUR) is restricted to qualified investors under revised CISA Art 120 §4 in Switzerland

#### To the attention of French investors:

- BPI Global Investment Fund – BPI Iberia is a Luxembourg undertaking for collective investment in transferable securities (UCITS) authorised for cross-border distribution in France under Directive 2009/65/EC of the European Parliament and of the Council of 13 July 2009 on the coordination of laws, regulations and administrative provisions relating to undertakings for collective investment in transferable securities (UCITS)
- The French centralizing agent is Société Générale Securities Services, 189 rue d’Aubervilliers, 75886 Paris Cedex 18, France
- The prospectus, the annual and semi-annual reports and the management regulations in English language can be obtained free of charge on request from the French centralizing agent
- The KIID(s) in French language can be obtained free of charge on request from the French centralizing agent

#### To the attention of German investors:

- BPI Global Investment Fund – BPI Iberia is a Luxembourg undertaking for collective investment in transferable securities (UCITS) authorised for cross-border distribution in Germany under Directive 2009/65/EC of the European Parliament and of the Council of 13 July 2009 on the coordination of laws, regulations and administrative provisions relating to undertakings for collective investment in transferable securities (UCITS), and is registered with the BaFin under BaFin-id 70147687
- The German information agent and paying agent is BNP Paribas Securities Services S.C.A. Frankfurt branch, Europa-Allee 12, 60327 Frankfurt, Germany
- The prospectus, the annual and semi-annual reports and the management regulations in English language can be obtained free of charge on request from the German information agent
- The KIID(s) in German language can be obtained free of charge on request from the German information agent

#### To the attention of Spanish investors:

- BPI Global Investment Fund – BPI Iberia is a Luxembourg undertaking for collective investment in transferable securities (UCITS) authorised for cross-border distribution in Spain under Directive 2009/65/EC of the European Parliament and of the Council of 13 July 2009 on the coordination of laws, regulations and administrative provisions relating to undertakings for collective investment in transferable securities (UCITS), and registered with the CNMV under number 600

#### To the attention of Portuguese investors:

- BPI Global Investment Fund – BPI Iberia is a Luxembourg undertaking for collective investment in transferable securities (UCITS) authorised for cross-border distribution in Portugal under Directive 2009/65/EC of the European Parliament and of the Council of 13 July 2009 on the coordination of laws, regulations and administrative provisions relating to undertakings for collective investment in transferable securities (UCITS)
- The Portuguese paying agent is Banco BPI, Rua Tenente Valadim, 284, 4100-476 Porto, Portugal

#### To the attention of UK investors:

- BPI Global Investment Fund – BPI Iberia is in the temporary marketing permissions regime (TMPR) under reference number 745800; this fund is a Luxembourg undertaking for collective investment in transferable securities (UCITS) authorized as a recognised UCITS scheme in a European Economic Area (EEA) country, and is expected to remain authorised as a UCITS while it is in the temporary marketing permissions regime.
- The UK facilities agent is BNP Paribas Securities Services, 10 Harewood Avenue, London, NW1 6AA, United Kingdom

