

Fidelity Funds – China Opportunities Fund

富達基金 – 中國縱橫基金

31 August 2020 年8月31日

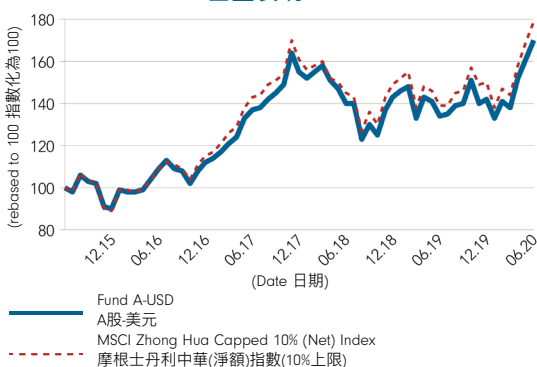
- This fund invests primarily in China or Hong Kong equity securities.
- The fund is subject to equities risk, risk to capital and income, foreign currency risk, Chinese Renminbi currency and conversion risk, valuation risk, stock/issuer concentration risk and emerging markets.
- The fund's investments are concentrated in a single or small number of countries which may subject to greater market, political, policy, foreign exchange, liquidity, tax, legal, regulatory, economic and social risks of those countries.
- Investments by a fund in China A/B Shares denominated in RMB may be made through Qualified Foreign Institutional Investor quota and Stock Connect program which are subject to the uncertainty and change of the relevant PRC laws and regulations, higher market volatility and potential settlement difficulties and may have an adverse impact on such a fund. The fund may invest in China A shares directly through the Qualified Foreign Institutional Investor ("QFII") scheme, which may suffer substantial losses if there is insufficient QFII quota, the approval of the QFII is being revoked or if any key operators is bankrupt/in default and/or is disqualified from performing its obligations. The fund may invest in China A Shares via the Stock Connect which are subject to quota limitations, suspension risk, operational risk, restrictions on selling imposed by front-end monitoring, recalling of eligible stocks, clearing and settlement risks, nominee arrangements in holding China A Shares and regulatory risk.
- The fund's net derivative exposure may be up to 50% of its NAV, the use of derivatives may involve liquidity risk, counterparty credit risk, volatility risk, valuations risks and over-the-counter transaction risk, at times. Exposure to financial derivative instruments and its leverage element may lead to a high risk of significant loss by the fund.
- Investors may suffer substantial loss of their investments in the fund. Investor should not invest in the fund solely based on the information provided in this document and should read the offering documents, including Product Key Facts (including the risk factors) for details.

- 本基金主要投資於中國或香港股票證券。
- 基金可能涉及股票風險、資本及收益的風險、外幣風險、人民幣貨幣及匯兌風險、估值風險、集中股票 / 發行機構投資風險及投資於新興市場的風險。
- 基金的投資集中於單一或少數國家，所承受的該等國家的市場、政治、政策、外匯、流動性、稅務、法律、監管、經濟和社會的較高風險。
- 基金可透過合格境外機構投資者「QFII」額度及滬深港通¹投資於中國A股 / B股。基於中國相關法律及規例的不確定性和變動，市場波動性高及潛在結算困難，對該基金可能造成負面的影響。基金可透過合格境外機構投資者（“QFII”）計劃直接投資於中國A股，可能會蒙受重大損失。若QFII額度不足，或因QFII的批准被撤銷，或若任何主要營運商的破產 / 違約及 / 或喪失履行其義務的資格。基金可透過滬深港通投資中國A股，須承受若額度限制、暫停交易風險、營運風險、透過前端監察限制賣盤、剔除合資格股票、結算及交收風險、持有中國A股的名義持有人安排，以及監管風險。
- 基金的衍生工具風險承擔淨額最高為其資產淨值的50%。偶爾使用衍生工具可能會引發流動性風險、交易對手信貸風險、波幅風險、估值風險及場外交易市場交易風險。投資於金融衍生工具及其槓桿元素可能導致基金須承受得重大損失的高風險。
- 您在本基金的投資有可能大幅虧損。投資者應該參閱基金之銷售文件，包括產品資料概要(包括風險因素)，而不應只根據這文件內的資料而作出投資。

Fund Details 基金資料

Fund Manager 基金經理	Raymond Ma
Reference Currency 報價貨幣	USD 美元
Fund Size 基金資產值	US\$58m (百萬美元)
Max. Sales Charge 最高認購費	5.25%
Annual Management Fee 每年管理費	1.50%
Min. Subscription 最低認購金額	USD2,500 or HKD eqv 2,500美元或港元等值
Total No. of Positions 總持股數	77
Fidelity Fund Code 富達基金代號	1255

Fund Performance 基金表現



Top 10 Positions 十大持股 (%)

Company 公司	Sector 行業	Fund 基金	Index 指數
ALIBABA GROUP HOLDING LTD	Consumer Discretionary 非必需消費品	10.0	10.1
TENCENT HLDGS LTD	Communication Services 通訊服務	9.3	9.9
AIA GROUP LTD	Financials 金融	4.5	4.4
INDUSTRIAL & COML BK CHINA	Financials 金融	3.6	1.3
PING AN INS GROUP CO CHINA LTD	Financials 金融	3.4	2.5
KWEICHOW MOUTAI CO LTD	Consumer Staples 主要消費品	2.9	0.7
CHINA MENGNIU DAIRY CO	Consumer Staples 主要消費品	2.8	0.5
MEITUAN DIANPING	Consumer Discretionary 非必需消費品	2.6	4.1
CHINA MOBILE LTD	Communication Services 通訊服務	2.4	1.5
JD.COM INC	Consumer Discretionary 非必需消費品	2.3	2.4

Investment Objective 投資目標

The fund aims to achieve long-term capital growth through investing primarily in securities of companies having their head office or exercising a predominant part of their activities in China or Hong Kong. China is considered to be an emerging market.

基金旨在透過主要投資於總公司設於中國或香港，或在中國或香港經營主要業務的公司證券，以提供長線資本增長。中國被視為新興市場。

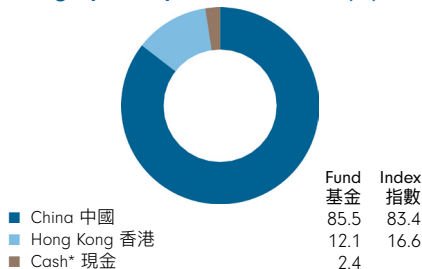
Cumulative Performance 累積表現 (%)

	YTD 年初至今	3 mth 3個月	6 mth 6個月	1 yr 1年	3 yr 3年	5 yr 5年	Since Launch 自推出以來
A-USD A股-美元	12.7	22.7	19.2	26.3	23.9	69.7	76.9
A-ACC-HKD A股-累積-港元	12.1	22.7	18.6	24.9	22.7	69.6	92.2
Index 指數	14.1	24.1	19.3	28.8	25.0	79.0	105.0

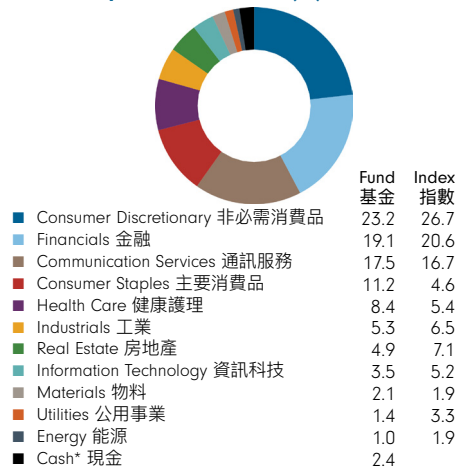
Source: Fidelity, NAV-NAV basis, in respective currencies with dividends re-invested. Index performance (if any) is calculated in the currency of the first share class listed in the table.

資料來源：富達，以資產淨值及各自貨幣計算，並假設股息盈利再作投資。指數表現（如有）以表內列示第一項股份類別之貨幣計算。

Geographic Exposure 地區分佈 (%)



Sector Exposure 行業分佈 (%)



Certain unclassified items (such as non-equity investments and index futures/options) are excluded. *Cash refers to any residual cash exposure that is not invested in shares or via derivatives.

部分未能分類的項目（如非股票投資及指數期貨/期權）未有包括在內。*現金指任何未被投資於股票或未透過衍生工具投資的剩餘現金部分。

Fidelity Funds – China Opportunities Fund

富達基金 – 中國縱橫基金

31 August 2020 年8月31日

Measures † 衡量指標

	Fund 基金	Index 指數
Annualised Volatility (3 years) 年度化波幅(3年)%	19.09	-
Beta (3 years) 貝他係數(3年)	0.96	-
Sharpe Ratio (3 years) 夏普比率(3年)	0.30	-
Price / earnings ratio (x) 市盈率 (倍)	18.5	18.7
Price / book ratio (x) 市賬率 (倍)	2.1	1.7
Active Money 主動投資比率(%)	45.4	-

Index 指數

Market Index: MSCI Zhong Hua Capped 10% (Net) Index

摩根士丹利中華(淨額)指數(10%上限)

Index is for comparative purpose only.

指數只用作為比較用途。

Share Class Details & Codes 股份類別資料及代碼

Share Class 股份類別	Launch Date 推出日期	NAV 單位資產淨值	Bloomberg Ticker 彭博代碼	ISIN 基金代碼
A-USD A股-美元	23.11.09	16.95	FIDCAUS LX	LU0455707207
A-ACC-HKD A股-累積-港元	31.05.10	19.22	FIDCAHK LX	LU0502904849

A: distributing share class. A-ACC: accumulating share class.

A股: 派息股份類別。A股-累積: 累積股份類別。

Calendar Year Performance 曆年表現 (%)

	2015	2016	2017	2018	2019
A-USD A股-美元	-5.8	-0.4	45.9	-16.3	21.0
A-ACC-HKD A股-累積-港元	-5.8	-0.3	46.9	-16.1	20.3
Index 指數	-6.3	1.4	48.5	-15.8	20.7

Source: Fidelity, NAV-NAV basis, in respective currencies with dividends re-invested. Index performance (if any) is calculated in the currency of the first share class listed in the table.

資料來源: 富達, 以資產淨值及各自貨幣計算, 並假設股息盈利再作投資。指數表現 (如有) 以表內列示第一項股份類別之貨幣計算。

Dividend 派息

Share Class 股份類別	Dividend per Unit 每單位派息	Annualised distributions# 年度化分派率 (%)	Ex-Dividend Date 除息日
A-USD A股-美元	0.0165	0.10	03.08.20
A-ACC-HKD A股-累積-港元	-	-	-

(#) Annualised distributions = $[(1 + \text{dividend per share/ex-dividend NAV})^{\text{distribution frequency}}] - 1$. Annualised distributions are for indicative purpose only, which may be higher or lower than the actual annual dividend distributions. Dividend rate of the fund does not represent the return of the fund, and past dividend rate does not represent future dividend rate.

Distribution amount is not guaranteed. Please see www.fidelity.com.hk for full details of dividend information of all applicable share classes. 年度化分派率 = $[(1 + \text{每股股息 / 除息日資產淨值})^{\text{每年派息次數}}] - 1$ 。年度化分派率僅供說明用途, 其可能高於或低於實際全年股息分派率。基金的股息率並不代表基金的回報, 過去的股息率亦不代表將來的股息率。派息金額並不獲保證。請瀏覽 www.fidelity.com.hk 參閱所有相關股份類別的派息資料。

Annual report
年度報告



Semi-annual
report
半年度報告



Prospectus
認購章程



Product Key
Facts
產品資料概要



A position combines all equity investments (including derivatives) linked to an issuing company. Derivatives are included on an exposure basis so they reflect the equivalent underlying shares needed to generate the same return. Geographic and sector breakdown tables are calculated using the positions methodology. Active Money: This is the sum of the fund's overweight positions (including effective cash) when compared to the market index. 倉位指包括與發行公司相關的一切股權投資 (包括衍生工具)。衍生工具已按風險基準包括在內, 故其反映可產生相同回報所需的等額相關股份。地區分佈及行業分佈為根據此倉位方法計算。主動投資比率: 用以量度基金組合相對指數持重之持倉 (包括現金) 總和。

(†) Volatility measures are not calculated for funds which are less than 3 years old. 成立不足三年的基金之波幅不會被計算。

This material is issued by FIL Investment Management (Hong Kong) Limited and it has not been reviewed by the Securities and Futures Commission ("SFC"). Investors are reminded of concentration risks and volatility associated with sector funds. Investment involves risks. Past performance is not indicative of future performance. Please refer to the Fidelity Prospectus for Hong Kong Investors and Product Key Facts for further details (including the risk factors). If investment returns are not denominated in HKD or USD, US/HK dollar-based investors will be exposed to exchange rate fluctuations. Fidelity, Fidelity International, the Fidelity International logo and F symbol are trademarks of FIL Limited.

本文件由富達基金(香港)有限公司發行。本文件未經證券及期貨事務監察委員會審核。投資者應注意行業投資所帶來的風險。投資涉及風險。基金過去的表現並不表示將來亦會有類似的業績, 詳情請細閱富達香港投資者認購章程及產品資料概要(包括風險因素)。若投資收益並非以港元或美元計算, 以美元/港元作出投資的投資者需承受匯率波動的風險。「富達」、Fidelity、Fidelity International、Fidelity International 標誌及F標誌均為FIL Limited的商標。