

Allianz Income and Growth

Allianz Global Investors Fund
AT



- The Fund is exposed to significant risks of investment/general market, company-specific, creditworthiness/credit rating/downgrading, default, currency, valuation, asset allocation, country and region, emerging market, interest rate, and the adverse impact on RMB share classes due to currency depreciation. The Fund's investments focus on US and Canada which may increase concentration risk.
- The Fund is also exposed to risks relating to securities lending transactions, repurchase agreements and reverse repurchase agreements.
- The Fund may invest in high-yield (non-investment grade and unrated) investments and convertible bonds which may subject to higher risks, such as volatility, loss of principal and interest, creditworthiness and downgrading, default, interest rate, general market and liquidity risks and therefore may adversely impact the net asset value of the Fund. Convertibles will be exposed to prepayment risk, equity movement and greater volatility than straight bond investments.
- The Fund may invest in financial derivative instruments ("FDI") which may expose to higher leverage, counterparty, liquidity, valuation, volatility, market and over the counter transaction risks. The Fund's net derivative exposure may be up to 50% of the Fund's net asset value.
- This investment may involve risks that could result in loss of part or entire amount of investors' investment.
- In making investment decisions, investors should not rely solely on this material.
- **Note:** Dividend payments may, at the sole discretion of the Investment Manager, be made out of the Fund's capital or effectively out of the Fund's capital which represents a return or withdrawal of part of the amount investors originally invested and/or capital gains attributable to the original investment. This may result in an immediate decrease in the NAV per share and the capital of the Fund available for investment in the future and capital growth may be reduced, in particular for hedged share classes for which the distribution amount and NAV of any hedged share classes (HSC) may be adversely affected by differences in the interests rates of the reference currency of the HSC and the base currency of the Fund.



Overall Morningstar Rating™

BENCHMARK Fund of the Year Awards 2018,
Top Funds - Retail Class, Outstanding Achiever -
Mixed Assets - Balanced Allocation, Class AT
(USD)²



Fund Selector Asia Awards Hong
Kong 2020, Mixed Asset - Gold
Award³

Investment Objective

The Fund aims at long-term capital growth and income by investing in US and/or Canadian corporate debt securities and equities.

Performance Overview

Indexed Performance over 5 Years (NAV-NAV)



■ Class AT (USD) Acc.

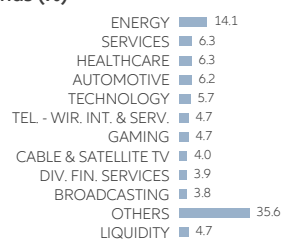
Cumulative Returns	Year to Date	1 Year	3 Years	5 Years	Since Inception
NAV-NAV (%)	1.27	22.02	35.75	82.65	130.50
Calendar Year Returns	2020	2019	2018	2017	2016
NAV-NAV (%)	21.91	19.60	-4.88	12.40	9.04

Portfolio Analysis

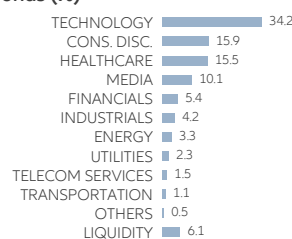
Asset Allocation (%)



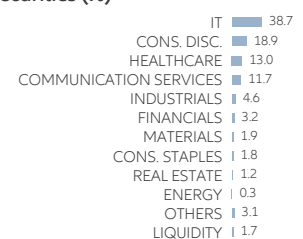
Sector Allocation - High Yield Bonds (%)



Sector Allocation - Convertible Bonds (%)



Sector Allocation - Equities / Equity Securities (%)



Top 5 Holdings - High Yield Bonds⁴

Company	Weight	Maturity
KRAFT HEINZ FOODS CO	6.5%	02/09/40
TRANSDIGM INC	5.5%	11/15/27
FORD MOTOR COMPANY	9%	04/22/25
FORD MOTOR COMPANY	9.625%	04/22/30
TENET HEALTHCARE CORP	6.25%	02/01/27

Top 5 Holdings - Convertible Bonds⁴

Company	Weight	Maturity	Sector	%
TESLA INC	1.25%	03/01/21	CONS. DISC.	0.8
BROADCOM INC	8%	09/30/22	TECHNOLOGY	0.8
DANAHER CORP	5%	04/15/23	HEALTHCARE	0.8
MICROCHIP TECHNOLOGY INC	0.125%	11/15/24	TECHNOLOGY	0.7
SNAP INC	0.75%	08/01/26	MEDIA	0.6

Top 5 Holdings - Equities / Equity Securities⁴

Company	Weight	Sector	%
ALPHABET INC-CL A		COMMUNICATION SERVICES	1.6
MICROSOFT CORP		IT	1.6
APPLE INC		IT	1.6
AMAZON.COM INC		CONS. DISC.	1.5
FACEBOOK INC-CLASS A		COMMUNICATION SERVICES	1.2

Statistics Summary

Average Coupon - Convertible Bonds	1.94%
Average Coupon - High Yield Bonds	6.36%
Effective Duration - High Yield Bonds	3.00 years
Yield to Maturity - High Yield Bonds	7.23%
Dividend Yield - Equities / Equity Securities	0.78%
Credit Quality - High Yield Bonds: BBB- or above ⁵	0.00%
Credit Quality - High Yield Bonds: Below BBB- ⁵	31.22%
Credit Quality - Convertible Bonds: BBB- or above ⁵	16.29%
Credit Quality - Convertible Bonds: Below BBB- ⁵	14.89%



+852 2238 8000
hk.allianzgi.com

Scan QR code for fund documents

Fund Details

Share Class	Class AT (USD) Acc.	Class AT (HKD) Acc.
Fund Manager	Doug Forsyth	
Fund Size ⁶	USD 30,420.56m	
Number of Holdings	462 (High Yield Bonds: 244, Convertible Bonds: 146, Equities / Equity Securities: 72)	
Base Currency	USD	
Subscription Fee (Sales Charge)	Up to 5%	
Management Fee (All-in-Fee ⁷)	1.50% p.a.	1.50% p.a.
Total Expense Ratio ⁸	1.54%	N/A
Unit NAV	USD 23.05	N/A
Inception Date	18/11/2011	01/09/2020
Dividend Frequency	N/A	N/A
ISIN Code	LU0689472784	LU2213496289
Bloomberg Ticker	ALLIGAT LX	ALIAGAH LX
Cumulative Returns (%)		
Year to Date	1.27	-
1 Year	22.02	-
3 Years	35.75	-
5 Years	82.65	-
Since Inception	130.50	-
Calendar Year Returns (%)		
2020	21.91	-
2019	19.60	-
2018	-4.88	-
2017	12.40	-
2016	9.04	-

Opportunities ⁹Risks ⁹

Attractive potential returns of equities with other equity securities (ie. covered call, short-call option), high-yield bonds and convertible bonds	Equities and other equities securities (ie. covered call, short-call option), high-yield bonds and convertible bonds may be subject to volatility and loss risks. The volatility of the fund unit price may be strongly increased
Equities with covered call strategies (pair a long position with a short-call option on the same stock) are used opportunistically to generate income in a range-bound and a falling market. It may also reduce exposure to equity market volatility	Equities with covered call strategies may cause the Fund to forego any appreciation if the underlying stock price moved above the option's strike price. This limits the growth potential of the Fund. The underlying stock may fall more than the respective call premium, resulting in losses that exceed the received premium
Investments specifically in the U.S. capital market	Underperformance of the U.S. capital market possible
Currency gains possible against investor currency in unit classes not hedged	Currency losses possible against investor currency in unit classes not hedged
Flexible investment policy permits better use of opportunities	Flexible investment policy is no guarantee that losses will be excluded
Broad diversification across numerous securities	Limited participation in the potential of individual securities
Potential additional returns from security analysis and active management	Success of single security analysis and active management not guaranteed
	Any distributions involving payment of distributions out of the Fund's capital may result in an immediate decrease in the Net Asset Value per Share and may reduce the capital available for the Fund for future investment and capital growth
	Distribution may comprise of both income and/or realized gains and will vary depending on market conditions

Source: All fund data quoted are Allianz Global Investors/IDS GmbH/Morningstar, as at 31/01/2021, unless stated otherwise.

Fund performance is calculated on NAV to NAV basis in denominated currency of the respective share class with gross dividends re-invested.

- 1) Source: Morningstar, as at 31/12/2020. Copyright © 2021 Morningstar Asia Limited ("Morningstar"). All Rights Reserved. The information contained herein: (1) is proprietary to Morningstar and/or its content providers; (2) may not be copied or distributed; and (3) is not warranted to be accurate, complete or timely. Neither Morningstar nor its content providers are responsible for any damages or losses arising from any use of this information. Past performance is no guarantee of future results.
- 2) Source: BENCHMARK, the Top Funds – Retail Class is based on analysis of the quantitative data of the Fund. The award is based on the data provided by Refinitiv as at 30 September 2018.
- 3) Source: Fund Selector Asia. The fund award winners were selected through both quantitative and qualitative methods. FE Fundinfo used its Crown Rating methodology to assess funds based on alpha, volatility and consistency of performance from from 30 June 2016 to 30 June 2019 and create a shortlist for 14 asset classes. The shortlist was given to an independent panel of professionals from Asia's fund selector community in Hong Kong. Each judge selected the funds he or she thought would outperform in the next 12 months.
- 4) Securities may be held directly or indirectly via other investment vehicles.
- 5) Credit Quality refers to a measure of creditworthiness of the underlying securities of the portfolio and this may change over time. The portfolio itself has not been rated portfolio itself has not been rated by an independent rating agency. For the purpose of this document, the letter rating, which may be based on bond ratings by using ICE's methodology (average rating among S&P, Moody's and Fitch), is provided to indicate the credit rating of the portfolio's underlying bonds and generally ranges from AAA (highest) to D (lowest). For unrated bonds rating, these may be assigned based on the AllianzGI's internal assessment around the issuer's cash flow, operating capabilities and financial situation according to the issuers' SEC filings (10-Ks, Qs, Sis, etc.) . The Credit Quality is provided for informational purposes only.
- 6) The Fund Size quoted includes all share classes of the Fund.
- 7) The All-in-Fee includes the expenses previously called management and administration fees.
- 8) Total Expense Ratio (TER): Total cost (except transaction costs) charged to the Fund during the last financial year (as at 30/09/2020) expressed as a ratio of the Fund's average NAV. For share classes that have been incepted for less than one year as at close of the last financial year (please refer to the Inception Date in the Fund Details table), the TER will be annualised. For share classes incepted after the close of the last financial year, the TER will be reflected as N/A.
- 9) The investment opportunities described herein are for reference only but not guaranteed and are not indicative of future performance. The risks described herein are not meant to be exhaustive, please refer to the offering documents for details of risk factors.

Information herein is based on sources we believe to be accurate and reliable as at the date it was made. We reserve the right to revise any information herein at any time without notice. No offer or solicitation to buy or sell securities and no investment advice or recommendation is made herein. In making investment decisions, investors should not rely solely on this material but should seek independent professional advice.

Investing in fixed income instruments (if applicable) may expose investors to various risks, including but not limited to creditworthiness, interest rate, liquidity and restricted flexibility risks. Changes to the economic environment and market conditions may affect these risks, resulting in an adverse effect to the value of the investment. During periods of rising nominal interest rates, the values of fixed income instruments (including short positions with respect to fixed income instruments) are generally expected to decline. Conversely, during periods of declining interest rates, the values are generally expected to rise. Liquidity risk may possibly delay or prevent account withdrawals or redemptions. Investment involves risks, in particular, risks associated with investment in emerging and less developed markets. Past performance is not indicative of future performance. Investors should read the offering documents for further details, including the risk factors, before investing. This material and website have not been reviewed by the Securities and Futures Commission of Hong Kong. Issued by Allianz Global Investors Asia Pacific Limited.

Allianz Global Investors Asia Pacific Limited (27/F, ICBC Tower, 3 Garden Road, Central, Hong Kong) is the Hong Kong Representative and is regulated by the Securities and Futures Commission of Hong Kong. (54/F, One Island East 18 Westlands Road, Quarry Bay, Hong Kong).