

LF Canlife

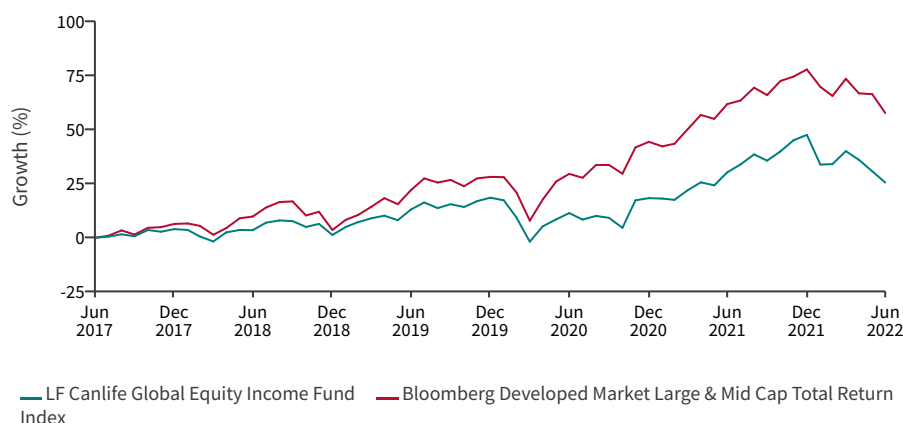
Global Equity Income Fund

About the fund

The Fund aims to provide an income and the potential for capital growth, over any five-year period, after all costs and charges have been taken. The Fund's comparator benchmark is the Bloomberg Developed Market Large & Mid Cap Total Return Index.

Fund performance

5 Years or since inception for funds with less than 5 years performance.



Cumulative performance

To 30/06/22 (%)

	1 month	3 months	1 year	3 years	5 years
Fund	-3.95	-10.39	-3.64	11.07	25.49
Comparator Benchmark	-5.24	-9.09	-2.51	29.29	57.62

Discrete year performance

To 30/06/22 (%)

	30/06/2021 30/06/2022	30/06/2020 30/06/2021	30/06/2019 30/06/2020	30/06/2018 30/06/2019	30/06/2017 30/06/2018
Fund	-3.64	16.88	-1.38	9.12	3.54
Comparator Benchmark	-2.51	24.83	6.24	11.02	9.82

Share class information

Share Class	ISIN	SEDOL	OCF	AMC	Minimum Initial	Minimum top up*
C Acc	GB00B5W34S70	B5W34S7	0.94% ¹	0.75%	£100,000	£100
C Inc	GB00B52FW788	B52FW78	0.93% ¹	0.75%	£100,000	£100

¹ - The fund incurs transaction costs as a necessary part of buying and selling underlying investments in order to achieve the investment objective. The Ongoing Charges Figure for regulated funds does not include these costs. Details of these costs and how they are incurred are available upon request.

*Minimum investments only apply when investing directly with Canada Life Asset Management.

Fund facts


Launch date	29/05/2012
Name of fund manager	Mike Willans
Name of fund manager	Bimal Patel
Fund size	£25.8m
Number of holdings	41
Legal structure	Open Ended Investment Company
Dealing frequency	Daily (Midday)
Ex-dividend date	16th Feb and 16th Aug
Distribution date	15th Apr and 15th Oct
Base currency	GBP
Benchmark	Bloomberg Developed Market Large & Mid Cap Total Return Index
Sector	IA Global Equity Income
Yield	Historic: 3.26%
Authorised Corporate Director	Link Fund Solutions Ltd, authorised and regulated by the FCA

Fund statistics


	3 years
Standard Deviation	15.08
Sharpe Ratio	0.29
Alpha	-4.55
Beta	0.95
Tracking Error	6.01
Information Ratio	-0.89

Statistical calculations are annualised and based on last 36 months total return performance against the fund benchmark. Source Data: Morningstar

Sector breakdown



Regional breakdown



Top 10 holdings

Apple	5.7%
Microsoft	5.6%
Thermo Fisher Scientific	4.6%
Aptiv	3.6%
Costco Wholesale	3.6%
TSMC	3.5%
Danaher	3.5%
Synopsys	3.3%
Coloplast	3.3%
Mcdonald'S Corp	3.3%

Ratings



Risk warning

Due to the underlying assets held, the price of the fund is classed as having above average to high volatility.

This document is issued for information only by Canada Life Asset Management. This document is intended to be used as a sales aid and does not constitute a direct offer to anyone, or a solicitation by anyone, to subscribe for shares or buy units in fund(s). Subscription for shares and buying units in the fund(s) must only be made on the basis of the latest Prospectus and the Key Investor Information Document (KIID) available at www.canadalifeassetmanagement.co.uk. No guarantee, warranty or representation (express or implied) is given as to the document's accuracy or completeness. Data Source - © 2022 Morningstar, Inc. All Rights Reserved. The information contained herein: (1) is proprietary to Morningstar and/or its content providers; (2) may not be copied or distributed; and (3) is not warranted to be accurate, complete or timely. Neither Morningstar nor its content providers are responsible for any damages or losses arising from any use of this information.

For full details of the fund's risks, please see the latest prospectus and the Key Investor Information Document (KIID). Other share classes are available.