

IMPORTANT:

- The Fund may invest in debt securities that are subject to actual or perceived ratings downgrade. An increase in interest rates may adversely affect the value of the bonds held by the Fund. The Fund may invest in non-investment grade and unrated bonds that may be subject to higher default, volatility and liquidity risks.
- The Fund is subject to currency risk, delayed delivery transactions risk, geographical concentration risk in the US, sovereign debt risk, securities lending counterparty risk and currency conversion risk including Renminbi denominated Classes, liquidity risk and contingent convertible bonds risk.
- Class 6 Shares** pay dividends gross of expenses and/or from capital at the Directors' discretion. **Class 8 Shares** pay dividends gross of expenses and/or from capital at the Directors' discretion and include interest rate differentials arising from share class currency hedging. Negative interest rate differentials may decrease the dividends paid. Paying dividends gross of expenses may result in more income being available for distribution; however these shares may effectively pay dividends from capital – may amount to a partial return or withdrawal of an investor's original investment or capital gains. All declared dividends result in an immediate reduction in the NAV price of the share class on the ex-dividend date.
- The Fund may use derivatives for hedging and for investment purposes. However, usage for investment purposes will not be extensive. The Fund may suffer losses from its derivatives usage.
- The value of the Fund can be volatile and can go down substantially within a short period of time. It is possible that a certain amount of your investment could be lost.
- Investors should not make investment decisions based on this document alone. Investors should refer to the Prospectus and Key Facts Statement for details including risk factors.

INVESTMENT OBJECTIVE

The US Dollar High Yield Bond Fund seeks to maximise total return. The Fund invests at least 70% of its total assets in high yield fixed income transferable securities denominated in US dollars. The Fund may invest in the full spectrum of available fixed income transferable securities, including non-investment grade. Currency exposure is flexibly managed.

GROWTH OF 10,000 SINCE LAUNCH

These figures show as a NAV change of the Fund based on a hypothetical \$10,000 investment in the share class.

CUMULATIVE PERFORMANCE (%)

	3 mths	6 mths	YTD	1 Year	2 Years	3 Years	5 Years	Since Launch
Share Class	4.19	12.50	-2.13	-0.03	4.52	7.19	28.78	73.56

CALENDAR YEAR PERFORMANCE (%)

	2019	2018	2017	2016	2015
Share Class	13.12	-3.77	7.55	14.49	-3.16

Share class performance is calculated on a Net Asset Value (NAV) basis, with income reinvested, net of fees. Performance is calculated in the relevant share class currency, including ongoing charges and taxes and excluding subscription and redemption fees, if applicable. Benchmark performance displayed in denominated currency and for comparative purpose only. Source: BlackRock. **Past performance is not a guide to future performance and should not be the sole factor of consideration when selecting a product.** Investors may not get back the full amount invested.

RATINGS

Morningstar, Inc. All Rights Reserved.

KEY FACTS

Asset Class	Fixed Income
Morningstar Category	Other Bond
Inception Date	29-Oct-1993
Share Class Launch Date	04-Mar-2011
Fund Base Currency	USD
Share Class Currency	AUD
Fund Size (mil)	2,914.60 USD
Benchmark	Bloomberg Barclays US High Yield 2 % Constrained Index
Domicile	Luxembourg
Fund Type	UCITS
ISIN	LU0578942376
Bloomberg Index Ticker	BGFA3AH
Distribution Frequency	Monthly

PORTFOLIO MANAGERS

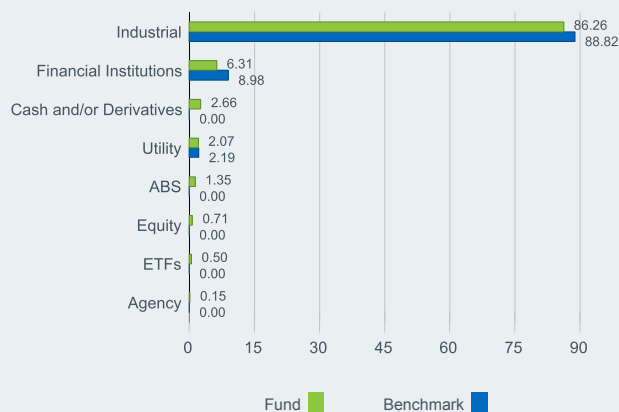
James Keenan
David Delbos
Mitchell Garfin

TOP HOLDINGS (%)

ALLIED UNIVERSAL HOLDCO LLC 144A 6.625 07/15/2026	0.75
ALTICE FRANCE HOLDING SA 144A 10.5 05/15/2027	0.67
VERSCEND ESCROW CORP 144A 9.75 08/15/2026	0.59
CONNECT FINCO SARL 144A 6.75 10/01/2026	0.56
ALPHA 3 BV 144A 6.25 02/01/2025	0.55
SOLERA LLC / SOLERA FINANCE INC 144A 10.5 03/01/2024	0.52
KRAFT HEINZ FOODS CO 144A 4.25 03/01/2031	0.52
ISHARES \$ HIGH YIELD CRP BND ETF \$	0.50
ZAYO GROUP HOLDINGS INC 144A 4 03/01/2027	0.50
CSC HOLDINGS LLC 144A 4.625 12/01/2030	0.50
Total	5.66

Holdings subject to change.

SECTOR BREAKDOWN (%)



Negative weightings may result from specific circumstances (including timing differences between trade and settlement dates of securities purchased by the funds) and/or the use of certain financial instruments, including derivatives, which may be used to gain or reduce market exposure and/or risk management. Allocations are subject to change. Due to rounding, the total may not be equal to 100 %.

PORTFOLIO CHARACTERISTICS

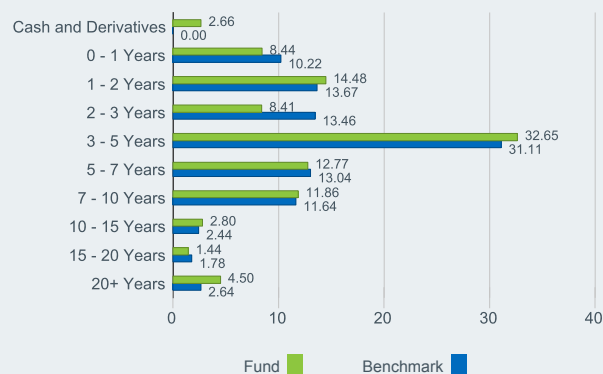
Effective Duration (years)	5.01 yrs
Yield to Worst (%)	5.06

FEES AND CHARGES

Max Initial Charge	5.00%
Management Fee (incl. Distribution Fee, if any)	1.25%
Performance Fee	0.00%

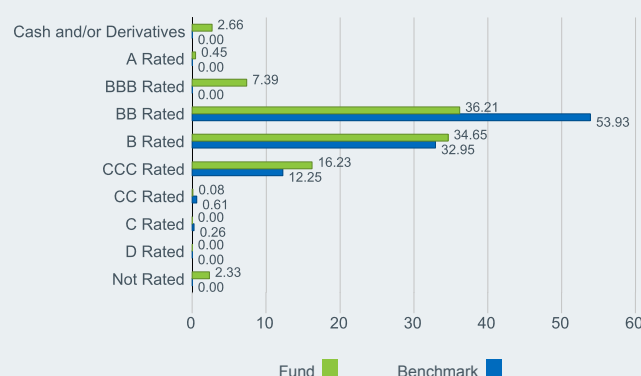
For Fee details, please refer to the Fund Prospectus.

MATURITY BREAKDOWN (%)



Negative weightings may result from specific circumstances (including timing differences between trade and settle dates of securities purchased by the funds) and/or the use of certain financial instruments, including derivatives, which may be used to gain or reduce market exposure and/or risk management. Allocations are subject to change. Due to rounding, the total may not be equal to 100 %.

CREDIT RATINGS (%)



The fund itself has not been rated by an independent rating agency. Credit quality ratings on underlying securities of the fund are received from S&P, Moody's and Fitch. This breakdown is provided by BlackRock and takes the middle rating of the agencies when all three agencies rate a security the lower of the two ratings if only two agencies rate a security and one rating if that is all that is provided. Unrated securities do not necessarily indicate low quality. Ratings and portfolio credit quality may change over time.

LATEST DISTRIBUTION INFORMATION

Ex Date	Dividend per unit
30-Sep-2020	0.037153 AUD

Dividends are not guaranteed and Class 4(G)/5(G), 6, 8 Shares may be paid out of capital. Data may not be available on the issue date of this factsheet. The compositions of dividend are available on request. Payments on dividends result in a reduction of the NAV per share of the Fund on the ex-dividend date. The Director may amend the dividend policy subject to the Securities and Futures Commission of Hong Kong prior approval and by giving not less than one month's prior notice to investors. Actual dividend payout will be subject to the manager's discretion.

+852 3903 2688

clientservice.asiapac@blackrock.com

www.blackrock.com/hk

The Fund changed its investment policy and objective in 2017. Prior to this performance of the Fund was achieved under circumstances that no longer apply. On 8 December 2017 the benchmark renamed from Barclays US High Yield 2% Constrained Index to Bloomberg Barclays US High Yield 2% Constrained Index. Prior to 18 February 2015, the Fund was managed by James Keenan, Mitchell Garfin and Derek Schoenhofen.

Sources: BlackRock and Morningstar. Performance is shown as of the month end in share class currency on a NAV to NAV price basis with income reinvested, net of fees. The above Fund data is for information only and does not constitute an offer or invitation to anyone to invest in any BlackRock Global Funds (BGF) and has not been prepared in connection with any such offer. The Funds mentioned in this document are Funds of BlackRock Global Funds. BGF is an open-ended investment company established in Luxembourg which is available for sale in certain jurisdictions only. BGF is not available for sale in the U.S. or to U.S. persons. Product information concerning BGF should not be published in the U.S. Investment involves risk. Past performance is not necessarily a guide to future performance or returns. The value of investments and the income from them can fluctuate and is not guaranteed. Rates of exchange may cause the value of investments to go up or down. Investors may not get back the amount they invest. Individual stock price/figure does not represent the return of the Fund. The investment returns are denominated in share class dealing currency, which may be a foreign currency. If so, US/HK dollar-based investors are therefore exposed to fluctuations in the US/HK dollar/foreign currency exchange rate. For Hong Kong investors, please refer to the BGF Prospectus for details, including risk factors. Issued by BlackRock Asset Management North Asia Limited. This material and the BlackRock website (www.blackrock.com/hk) have not been reviewed by the Securities and Futures Commission of Hong Kong. BlackRock is a registered trademark of BlackRock, Inc. © 2020 BlackRock, Inc. All Rights Reserved. All other trademarks are those of their respective owners.

BLACKROCK®
貝萊德