

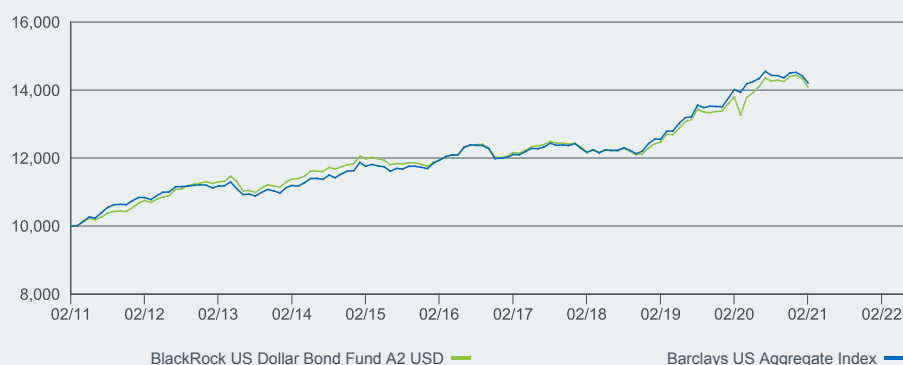
Performance, Top Holdings, Portfolio Breakdowns and Characteristics, and Net Assets as at 28-Feb-2021. All other data as at 07-Mar-2021.

IMPORTANT:

- The Fund may invest in debt securities that are subject to actual or perceived ratings downgrade. An increase in interest rates may adversely affect the value of the bonds held by the Fund. The Fund invests in asset/ mortgage backed securities that may be subject to greater credit, liquidity, and interest rate risks and are often exposed to extension and prepayment risks.
- The Fund is subject to currency risk, delayed delivery transactions risk, geographical concentration risk in the US, non-investment grade and unrated bond risks, sovereign debt risk, turnover risk, securities lending counterparty risk and contingent convertible bonds risk.
- The Fund may use derivatives for hedging and extensively for investment purposes. Risks associated with derivatives include counterparty/credit, liquidity, valuation, volatility and market risks. The Fund's volatility may increase or decrease from its derivative usage, and may suffer losses.
- The value of the Fund can be volatile and can go down substantially within a short period of time. It is possible that a certain amount of your investment could be lost.
- Investors should not make investment decisions based on this document alone. Investors should refer to the Prospectus and Key Facts Statement for details including risk factors.

INVESTMENT OBJECTIVE

The US Dollar Bond Fund seeks to maximise total return. The Fund invests at least 80% of its total assets in investment grade fixed income transferable securities. At least 70% of the Fund's total assets are invested in fixed income transferable securities denominated in US dollars. Currency exposure is flexibly managed.

GROWTH OF 10,000 FOR PAST 10 YEARS

These figures show as a NAV change of the Fund based on a hypothetical 10,000 investment in the share class.

CUMULATIVE PERFORMANCE (%)

	3 mths	6 mths	YTD	1 Year	2 Years	3 Years	5 Years	Since Launch
Share Class	-2.19	-1.31	-2.46	2.00	12.94	15.62	17.84	349.43
Benchmark	-2.02	-1.55	-2.15	1.38	13.23	16.82	19.07	564.84

CALENDAR YEAR PERFORMANCE (%)

	2020	2019	2018	2017	2016
Share Class	7.83	8.87	-1.10	3.47	2.19
Benchmark	7.51	8.72	0.01	3.54	2.65

Share class performance is calculated on a Net Asset Value (NAV) basis, with income reinvested, net of fees. Performance is calculated in the relevant share class currency, including ongoing charges and taxes and excluding subscription and redemption fees, if applicable. Benchmark performance displayed in denominated currency and for comparative purpose only. Source: BlackRock. **Past performance is not a guide to future performance and should not be the sole factor of consideration when selecting a product.** Investors may not get back the full amount invested.

RATINGS

Morningstar, Inc. All Rights Reserved.

KEY FACTS

Asset Class	Fixed Income
Morningstar Category	USD Diversified Bond
Inception Date	07-Apr-1989
Unit Class Launch Date	07-Apr-1989
Fund Base Currency	U.S. Dollar
Share Class Currency	U.S. Dollar
Fund Size (mil)	926.404779
Benchmark	Barclays US Aggregate Index
Domicile	Luxembourg
Fund Type	UCITS
ISIN	LU0096258362
Bloomberg Index Ticker	MERCPA2
Distribution Frequency	Non-Distributing

PORTFOLIO MANAGERS

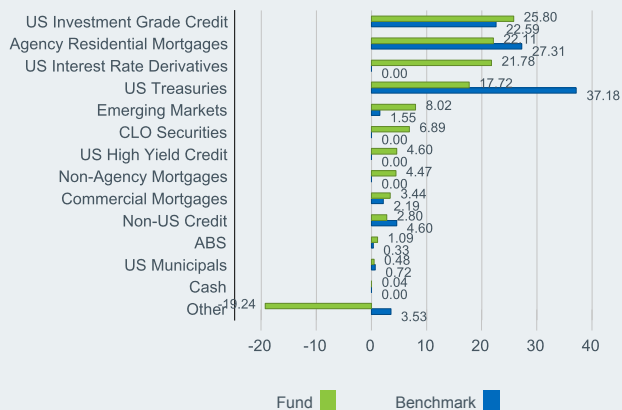
Bob Miller
Chi Chen
Aidan Doyle
Sam Summers

TOP HOLDINGS (%)

UNITED STATES TREASURY	17.72
FEDERAL HOME LOAN MORTGAGE CORPORATION	6.18
FEDERAL NATIONAL MORTGAGE ASSOCIATION	5.79
GOVERNMENT NATIONAL MORTGAGE ASSOCIATION II	5.25
CHINA PEOPLES REPUBLIC OF (GOVERNMENT)	3.97
UNIFORM MBS	3.23
BANK OF AMERICA CORP	1.50
GOVERNMENT NATIONAL MORTGAGE ASSOCIATION I	1.36
JPMORGAN CHASE & CO	1.24
AT&T INC	0.82
Total	47.06

Holdings subject to change.

SECTOR BREAKDOWN (%)



Negative weightings may result from specific circumstances (including timing differences between trade and settle dates of securities purchased by the funds) and/or the use of certain financial instruments, including derivatives, which may be used to gain or reduce market exposure and/or risk management. Allocations are subject to change. Due to rounding, the total may not be equal to 100%.

PORTFOLIO CHARACTERISTICS

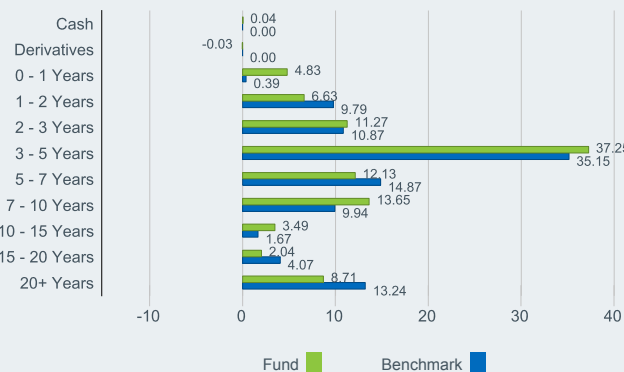
Modified Duration	6.50 yrs
Yield to Worst (%)	2.14

FEEES AND CHARGES

Max Initial Charge	5.00%
Management Fee (incl. Distribution Fee, if any)	0.85%
Performance Fee	0.00%

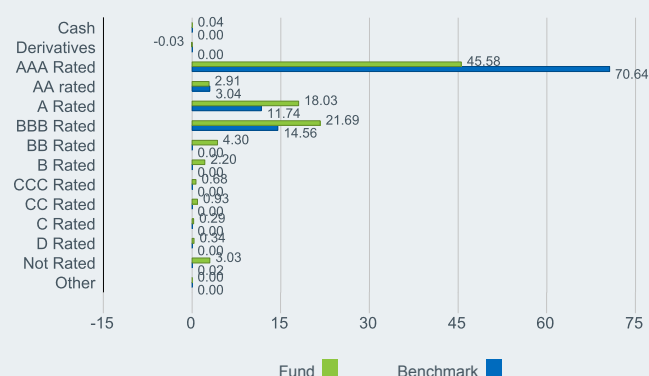
For Fee details, please refer to the Fund Prospectus.

MATURITY BREAKDOWN (%)



Negative weightings may result from specific circumstances (including timing differences between trade and settle dates of securities purchased by the funds) and/or the use of certain financial instruments, including derivatives, which may be used to gain or reduce market exposure and/or risk management. Allocations are subject to change. Due to rounding, the total may not be equal to 100%.

CREDIT RATINGS (%)



The fund itself has not been rated by an independent rating agency. Credit quality ratings on underlying securities of the fund are received from S&P, Moody's and Fitch. This breakdown is provided by BlackRock and takes the middle rating of the agencies when all three agencies rate a security the lower of the two ratings if only two agencies rate a security and one rating if that is all that is provided. Unrated securities do not necessarily indicate low quality. Ratings and portfolio credit quality may change over time.

+852 3903 2688

clientservice.asiapac@blackrock.com

www.blackrock.com/hk

Prior to 1 September 2020, the Fund was managed by Rick Rieder and Bob Miller. The Fund updated its investment limits in ABS/MBS on 31 December 2019. On 01 December 2017, the Fund name was changed from US Dollar Core Bond Fund to US Dollar Bond Fund. The Fund changed its investment policy and objective in 2017. Prior to this performance of the Fund was achieved under circumstances that no longer apply. On 8 December 2017 the benchmark renamed from BBG Barc U.S. Aggregate Index to Bloomberg Barclays US Aggregate Index.

Sources: BlackRock and Morningstar. Performance is shown as of the month end in share class currency on a NAV to NAV price basis with income reinvested, net of fees. The above Fund data is for information only and does not constitute an offer or invitation to anyone to invest in any BlackRock Global Funds (BGF) and has not been prepared in connection with any such offer. The Funds mentioned in this document are Funds of BlackRock Global Funds. BGF is an open-ended investment company established in Luxembourg which is available for sale in certain jurisdictions only. BGF is not available for sale in the U.S. or to U.S. persons. Product information concerning BGF should not be published in the U.S. Investment involves risk. Past performance is not necessarily a guide to future performance or returns. The value of investments and the income from them can fluctuate and is not guaranteed. Rates of exchange may cause the value of investments to go up or down. Investors may not get back the amount they invest. Individual stock price/figure does not represent the return of the Fund. The investment returns are denominated in share class dealing currency, which may be a foreign currency. If so, US/HK dollar-based investors are therefore exposed to fluctuations in the US/HK dollar/foreign currency exchange rate. For Hong Kong investors, please refer to the BGF Prospectus for details, including risk factors. Issued by BlackRock Asset Management North Asia Limited. This material and the BlackRock website (www.blackrock.com/hk) have not been reviewed by the Securities and Futures Commission of Hong Kong. BlackRock is a registered trademark of BlackRock, Inc. © 2021 BlackRock, Inc. All Rights Reserved. All other trademarks are those of their respective owners.

BLACKROCK®
貝萊德