

# Schroders

## Schroder Global Emerging Market Opportunities Fund

Accumulation SGD | Data as at 30.06.2021

### Fund objectives and investment policy

The Schroder Global Emerging Market Opportunities Fund (the "Fund") invests substantially into the Schroder ISF Global Emerging Market Opportunities (the "Underlying Fund"), whose investment objective is to provide capital growth and income by investing in equity and equity related securities of companies in emerging market countries worldwide. The net asset value ("NAV") of the Fund is likely to have high volatility due to its investment policy or portfolio management techniques.

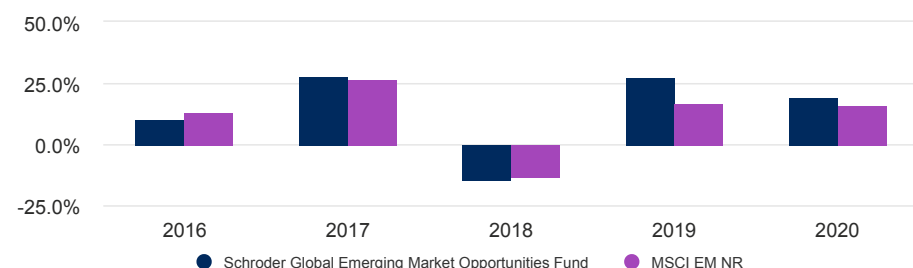
This fund may use financial derivative instruments as a part of the investment process. Derivatives carry a high degree of risk and should only be considered by sophisticated investors.

**Past Performance is not a guide to future performance and may not be repeated. The value of investments and the income from them may go down as well as up and investors may not get back the amounts originally invested. Exchange rate changes may cause the value of any overseas investments to rise or fall.**

### Share class performance (%)

Performance (%)	1 month	3 months	6 months	YTD	1 year	3 years p.a.	5 years p.a.	10 years p.a.
Fund (bid to bid)	2.3	5.4	9.0	9.0	41.5	13.8	16.1	6.0
Fund (offer to bid)	-2.8	0.1	3.6	3.6	34.4	11.8	15.0	5.5
Benchmark	1.9	5.1	9.3	9.3	35.8	10.7	13.0	5.2

### Performance over 5 years (%)



**Past performance and any forecasts are not necessarily a guide to the future or likely performance.**

**The value of investments and income from them can go down as well as up and is not guaranteed.** Returns of more than 1 year are annualised. The distributions are not guaranteed and might be changed at the Manager's discretion in accordance with the Trust Deed. Ordinarily, they will be reviewed annually. In the event of the Fund's income and realised gains being less than indicated distribution amount per unit per annum, distributions will be made from capital, subject to trustee approval. Investors should be aware that the distributions may exceed the income and realised gains of the Fund at times and lead to a reduction of the amount originally invested, depending on the date of initial investment. Some performance differences between the fund and the benchmark may arise as the benchmark returns are not adjusted for non-dealing days of the fund. The Fund is not benchmark constrained, but for reference purposes presents its performance against the MSCI EM Net TR. The performance returns shown above are calculated based on the NAV after dilution adjustments (if any) have been applied. Where 'since inception' performance figures are stated, please note that the inception date is the same as the share class launch date under 'Fund Facts'.

### Ratings and accreditation



Please refer to the Source and ratings information section for details on the icons shown above.

### Fund facts

Fund manager	Nicholas Field Tom Wilson
Fund management company	Schroder Investment Management (Singapore) Ltd
Domicile	Singapore
Fund launch date	07.10.2010
Share class launch date	07.10.2010
Fund base currency	SGD
Share class currency	SGD
Fund size (Million)	SGD 120.72
CPF classification	Higher Risk - Narrowly Focused – Regional - Emerging Market
Benchmark	MSCI EM NR
Unit NAV	SGD 1.5680
Dealing frequency	Daily
Distribution rate	No Distribution
Distribution frequency	No Distribution
Subscription mode	Cash/SRS/OA

### Fees & expenses

Initial sales charge up to	5.00%
Annual management fee	1.2%
Redemption fee	0.00%

### Purchase details

Minimum initial subscription	SGD 1,000
------------------------------	-----------

### Codes

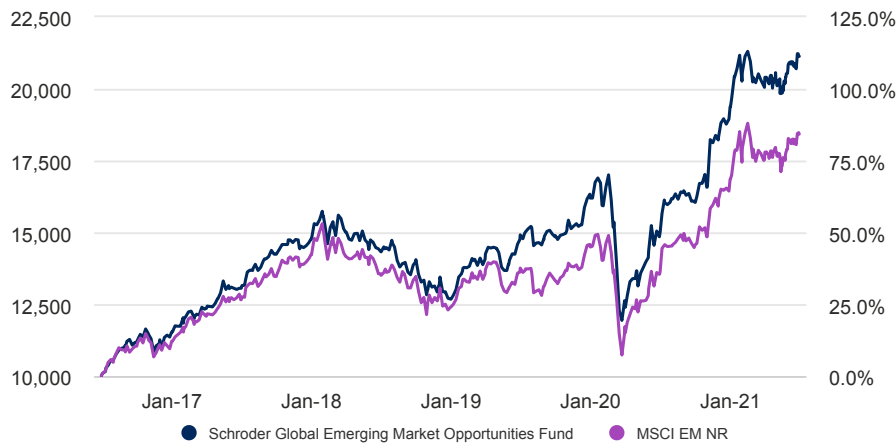
ISIN	SG9999006852
Bloomberg	SIOPGEM SP

# Schroders

## Schroder Global Emerging Market Opportunities Fund

Accumulation SGD | Data as at 30.06.2021

### Return of SGD 10,000



The chart is for illustrative purposes only and does not reflect an actual return on any investment.

Returns are calculated bid to bid (which means performance does not include the effect of any initial charges), net income reinvested, net of fees.

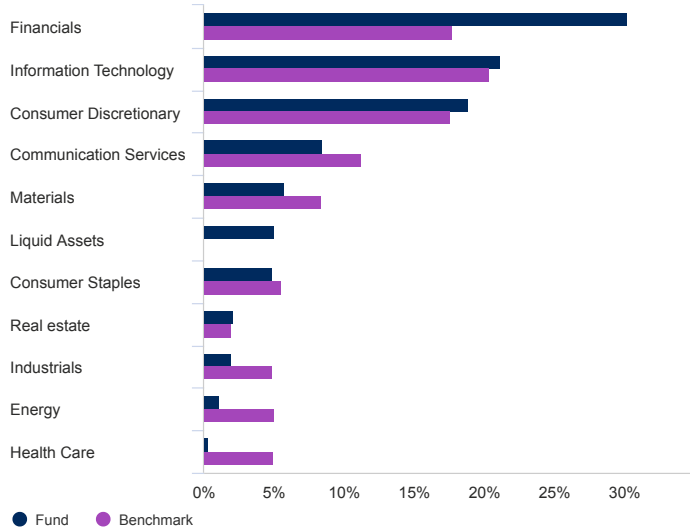
### Risk statistics & financial ratios

	Fund	Benchmark
<b>Annual volatility (%) (3y)</b>	17.9	15.5
<b>Alpha (%) (3y)</b>	1.9	-
<b>Beta (3y)</b>	1.1	-
<b>Sharpe ratio (3y)</b>	0.8	0.7
<b>Information ratio (3y)</b>	0.6	-
<b>Price to book</b>	2.0	-
<b>Price to earnings</b>	15.7	-
<b>Predicted Tracking error (%)</b>	4.6	-

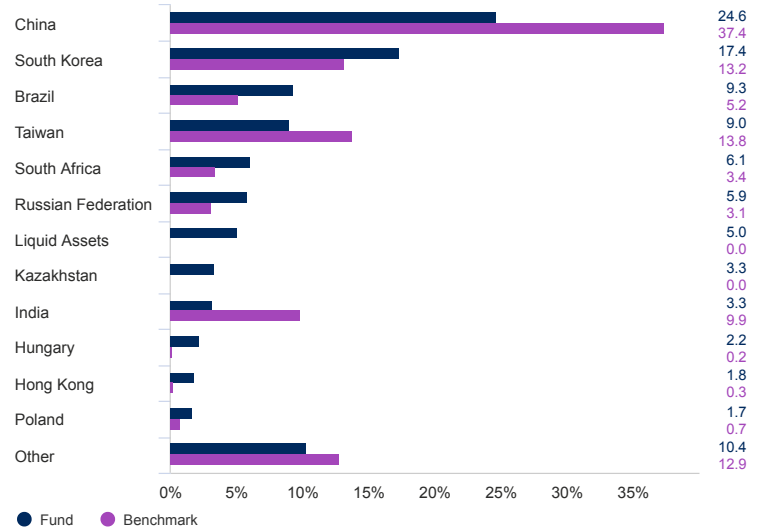
Source: Morningstar, and Schroders for the Predicted tracking error. The above ratios are based on bid to bid price based performance data. These financial ratios refer to the average of the equity holdings contained in the fund's portfolio and in the benchmark (if mentioned) respectively.

### Asset allocation

#### Sector (%)



#### Geographical Breakdown (%)

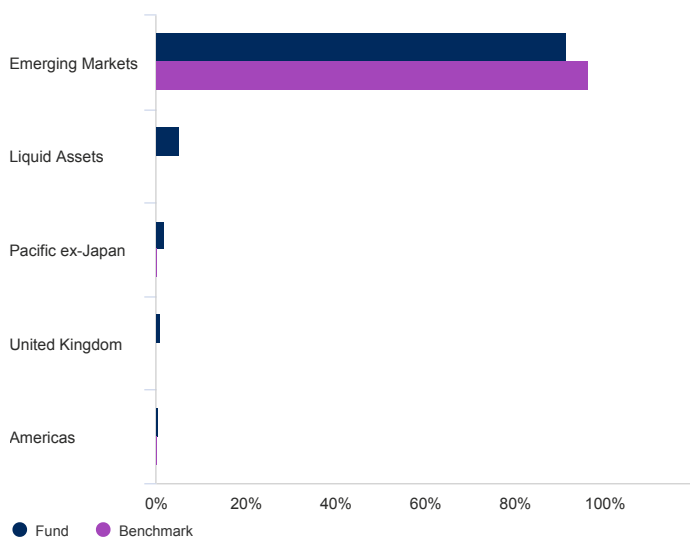


# Schroders

## Schroder Global Emerging Market Opportunities Fund

Accumulation SGD | Data as at 30.06.2021

### Region (%)



### Top 10 holdings (%)

Holding name	%
Taiwan Semiconductor Manufacturing Co Ltd	7.5
Alibaba Group Holding Ltd	6.6
Samsung Electronics Co Ltd	6.5
Tencent Holdings Ltd	6.1
JD.com Inc	3.3
Ping An Insurance Group Co of China Ltd	2.4
Kaspi.KZ JSC	2.4
Itau Unibanco Holding SA	2.4
Samsung SDI Co Ltd	2.3
OTP Bank Nyrt	2.2

Source: Schroders. Top holdings and asset allocation are at fund level.

### Contact information

Schroder Investment Management (Singapore) Ltd  
 138 Market Street  
 #23-01 Capitagreen  
 Singapore  
 048946  
 Tel: +65 6534 4288  
 Fax: +65 6536 6626

For your security, all telephone calls are recorded  
 Schroders Reg No 199201080H

### Source and ratings information

Source of all performance data, unless otherwise stated: Morningstar, bid to bid, net income reinvested, net of fees.

Morningstar Rating: © Morningstar 2021. All Rights Reserved. The information contained herein: (1) is proprietary to Morningstar and/or its content providers; (2) may not be copied or distributed; and (3) is not warranted to be accurate, complete or timely. Neither Morningstar nor its content providers are responsible for any damages or losses arising from any use of this information. Past performance is no guarantee of future results.

### Important information

The Central Provident Fund ("CPF") interest rate for the CPF- Ordinary Account ("OA") is based on the 3-month average of major local banks' interest rates. Under the CPF Act, the CPF Board pays a minimum interest rate of 2.5% per annum when this interest formula yields a lower rate. The interest rate for the Special and Medisave Accounts ("SMA") is pegged to the 12-month average yield of 10-year Singapore Government Securities ("10YSGS") plus 1%, or 4% p.a. whichever is higher, reviewed quarterly. The interest rate to be credited to the Retirement Account ("RA") is the weighted average interest rate of the entire portfolio of Special Singapore Government Securities ("SSGS") the RA savings are invested in which earn a fixed coupon equal to the 12-month average yield of the 10YSGS plus 1% at the point of issuance, or 4% p.a. whichever is the higher, reviewed yearly. The Singapore government will maintain the 4% p.a. minimum rate for interest earned on all SMA and RA monies until 31 December 2021. Thereafter, interest rates on all CPF account monies will be subject to a minimum rate of 2.5% p.a. . In addition, the CPF Board will pay an extra interest rate of 1% per annum on the first S\$60, 000.00 of a CPF member's combined balances, including up to S\$20, 000.00 in the CPF-OA. The first S\$20, 000.00 in the CPF-OA and the first S\$40, 000.00 in the CPF-Special Account ("SA") are not allowed to be invested under the CPFIS. Investors should note that the applicable interest rates for each of the CPF accounts may be varied by the CPF Board from time to time. This advertisement or publication has not been reviewed by the Monetary Authority of Singapore.

The information contained herein is provided for information purposes only and does not constitute an offer to sell or the solicitation of an offer to buy units/shares in the Fund. No representations or warranties are given as to the reliability, accuracy and completeness of the information. The information contained herein is subject to change without notice. As a result, you should check the accuracy of such information before relying on it. Schroders (and its officers or employees) accepts no liability for any damage or loss, including loss of profit, whether direct, indirect or consequential in respect of the use or reliance of any information contained herein and whether arising as a result of Schroders' negligence or otherwise.

Nothing herein constitutes investment advice or recommendation in respect of the purchase of or switching of units in the Fund. The information herein was prepared without regard to the specific objectives, financial situation or needs of any particular person who may receive it. The information contained herein should not be relied upon when making investment decisions. You should seek independent financial, legal or tax advice before making any investment decisions. A copy of the prospectus or offering document is available and may be obtained from Schroder Investment Management (Singapore) Ltd and its appointed distributors. Investors should read the prospectus/offering document before deciding to invest. The value of units/shares and the income from them may fall as well as rise. Past performance figures, and any economic and market trends or forecast, are not necessarily indicative of future performance of the Fund. An investment in the Fund is subject to investment risks, including the possible loss of the principal amount invested. Units/shares in the Fund are not obligations of, deposits in, or guaranteed by, Schroders or any of its affiliates.

In case of discrepancy between the English and Chinese versions, the English version shall prevail.

Third party data is owned or licensed by the data provider and may not be reproduced or extracted and used for any other purpose without the data provider's consent. Third party data is provided without any warranties of any kind. The data provider and issuer of the document shall have no liability in connection with the third party data. The Prospectus and/or [www.schroders.com](http://www.schroders.com) contains additional disclaimers which apply to the third party data.