

Aviva Investors Sterling Liquidity Fund 3 GBP Inc



ISIN	BLOOMBERG	ASSET CLASS	NAV	FUND SIZE	AS AT
IE0031663309	MORSTL3 ID	Liquidity	1.00 GBP	GBP 19712.07m	31 Mar 2024

Fund overview

Objective: The investment objective of the Fund is to offer returns in line with money market rates and to preserve the value of the investment. The performance of the Sub-fund is measured against the Sterling Overnight Index Average (SONIA) Rate (the benchmark). The Aviva Investors Sterling Liquidity Fund is a Short-Term Low-Volatility Net Asset Value (LVNAV) Money Market Fund.

Investments: The Sub-Fund will normally invest in very low risk term deposits reverse repo, and cash-like instruments issued by governments, international bodies, banks and companies. The weighted average maturity of the fund's investments will not exceed 60 days. These can be issued from markets around the world but will typically be priced in Sterling. Investments which are not priced in Sterling will be protected against currency price movements against Sterling.

Strategy: The Sub-Fund is actively managed. The Investment Manager uses credit and interest rate analysis to assemble a highly liquid portfolio of securities while seeking to maximise yields. The Fund will aim to achieve a high Aaa rating from agencies such as Moody's (the rating has been solicited by the Investment Manager).

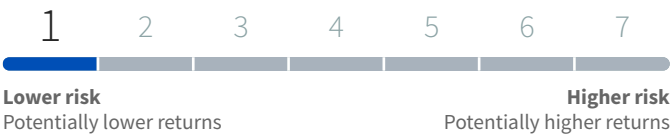
Full details of the Fund's Objective & Investment Policy are available on our website and prospectus.

For further information on Sustainability Risk please refer to the Sustainable Finance Disclosure section. On 14th May 2021 the Fund benchmark was changed from 7-Day LIBID rate (The London Interbank Bid Rate LIBID) to the Sterling Overnight Index Average (SONIA) rate. Historic benchmark performance is shown up to 14th May 2021 for the 7-Day LIBID rate.

Key facts

Fund Managers	Richard Hallett since 10/06/2002 Josh Bramwell since 01/12/2021
Legal Form	Open Ended Investment Company
Domicile	Ireland
Share Class Inception Date	10/06/2002
Fund launch date	10/06/2002
Hedged Share Class Flag	No
Entry fees (max.)	None
Exit charge (max.)	None
Ongoing Charges	0.10% (as at 31/12/2023)
Management Fee (max.)	0.10%
Performance fee (max.)	None
Cut off time	13:00 Ireland Time
Settlement date	T+0
SFDR Classification	Article 8

Risk measurement (As at 10th Apr 2024)



The indicator is based on historical data and may not be a reliable indication of the future risk profile. The category shown may change over time. The lowest category does not mean 'risk free'.

Performance

	Cumulative (%)					Annualised (%)		
	1M	3M	6M	YTD	1Y	5Y	10Y	Since inception
Fund	0.46	1.32	2.70	1.32	5.16	1.64	1.03	1.97
Benchmark	0.45	1.32	2.67	1.32	5.17	1.59	0.96	1.94

Warning: Past performance is not a guide to future performance.

Performance basis: Month end returns, Mid to mid, net income reinvested, net of ongoing charges and fees, in the share class currency and net of tax payable by the fund. The figures do not include the effect of any exit or entry charge.

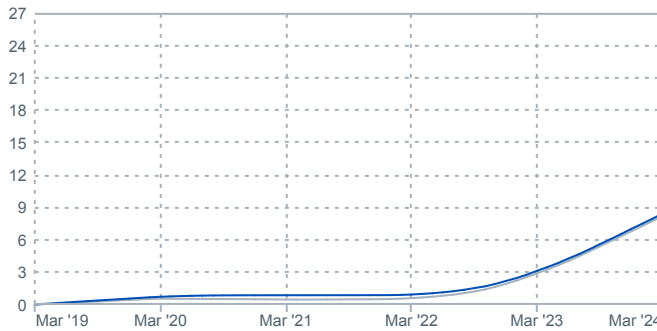
Calendar year returns

	2019	2020	2021	2022	2023
Fund net	0.75%	0.30%	0.01%	1.31%	4.73%
Benchmark	0.57%	0.06%	0.01%	1.42%	4.79%

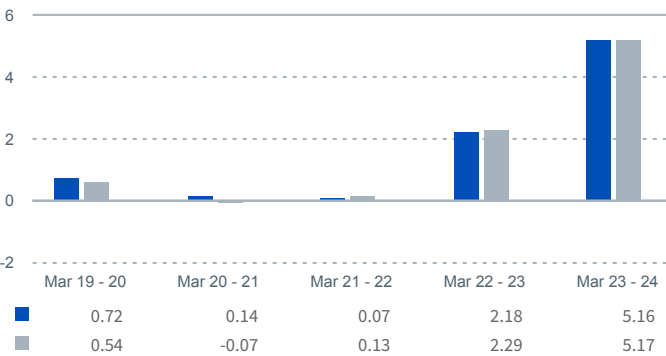
	2014	2015	2016	2017	2018
Fund net	0.39%	0.44%	0.40%	0.22%	0.55%
Benchmark	0.35%	0.37%	0.27%	0.15%	0.45%

Cumulative performance (%) (last 5 years, if applicable)

FUND	End value: 8.45%
BENCHMARK: Sterling Overnight Index Average (SONIA) Rate	End value: 8.22%



Rolling annual net performance (%)



Portfolio stats

As at Mar 24	
Weighted Average Maturity ¹	49.00 days
Weighted Average Life ¹	75.00 days
S&P Rating ¹	AAA
Moody's Rating ¹	Aaa
Fitch Rating ¹	-
Daily Yield ¹	5.25
Annualised volatility (%)	0.14

¹ Source: Aviva Investors, all other data is Morningstar unless stated otherwise.

Fund breakdown by sector

Sector	Fund (%)
Certificate of Deposit	54.40
Commercial Paper	18.81
Call Account	11.19
Floating Rate Note	6.98
Overnight	4.06
Term Deposit	3.61
UK Treasury Bills	0.95
Reverse Repo	0.00

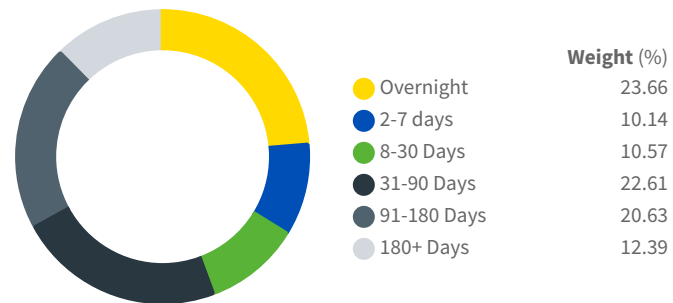
Source: Aviva Investors, all other data is Morningstar unless stated otherwise.

Credit rating (for fixed income assets)

Rating	Fund (%)
Aaa	0.00
Aa1	10.12
Aa2	12.85
Aa3	39.40
A1	30.35
A2	3.96
A3	0.00
P-1*	3.32
P-2*	0.00

Source: Aviva Investors, all other data is Morningstar unless stated otherwise.

Time to Maturity



Source: Aviva Investors, all other data is Morningstar unless stated otherwise.

Sustainable Finance Disclosure

The Sub-Fund seeks to promote environmental and social characteristics. ESG considerations, and an evaluation of Sustainability Risks and good governance principles are integrated when selecting investments. The investments, where it is possible, will be aligned with the environmental/ social characteristics and will be selected based on specific ESG investment criteria outlined within the Prospectus. There may on occasion be investments used for hedging and efficient portfolio management purposes which are not possible to be aligned with the environmental or social characteristics described.

The Fund does not have a sustainable investment objective, and the Investment Manager will consider adverse impacts of an investment to the extent they are financially material. For further information please refer to the prospectus and our website.

Fund risks

Warning - Investment Risk & Currency Risk
The value of investments and the income from them will change over time. The Fund price may fall as well as rise and as a result you may not get back the original amount you invested.

Warning - Money Market Securities Risk
The Fund invests in money market instruments such as short term bank debt, the market prices/value of which can rise as well as fall on a daily basis. Their values are affected by changes in interest rates, inflation and any decline in creditworthiness of the issuer.

This is not a guaranteed investment, an investment in a Money Market Fund is different from an investment in deposits and can fluctuate in price meaning you may not get back the original amount you invested. This investment does not rely on external support for guaranteeing liquidity or stabilising the NAV per unit or share. The risk of loss of the principal is to be borne by the investor.

Warning - Sustainability Risk
The level of sustainability risk may fluctuate depending on which investment opportunities the Investment Manager identifies. This means that the fund is exposed to Sustainability Risk which may impact the value of investments over the long term.

Full information on risks applicable to the Fund are in the Prospectus and the Key Investor Information Document (KIID).

Glossary

- Annualised performance**

An annualised total return is the geometric average amount of money earned by an investment each year over a given time period.
- Credit Rating**

Independent ratings agencies assign different ratings to bonds depending on the bond issuers' financial strength and their outlook as well as their ability to pay interest on time and meet all of their liabilities. We use appropriate industry recognised ratings as detailed in source notes.
- Daily yield**

Gross (before expenses) daily dividends annualised as a percentage of total net assets.
- Entry fee**

A one-off charge may be taken from your money before it is invested. The charge is usually a percentage of the amount invested and is additional to the price paid for the units/shares. The entry charge is deducted from the investment before units/shares are bought and is also known as the "initial charge".
- Exit charge**

A one-off charge levied on redemption of units/shares before the proceeds of your investment are paid out. This is also known as a "redemption charge".
- Management Fee**

The management fee is fixed rate charge to cover the costs of managing the investments of the fund. It accrues daily based on a percentage of the fund's net asset value and deducted from the fund's assets.
- NAV**

NAV is typically an End Of Day valuation using close of market prices to value the individual securities with the portfolio or fund, rolling up to a total portfolio or fund level.

Ongoing charge

The ongoing charge figure represents the costs you can expect to pay annually based on last year's expenses. The ongoing charges figure is made up of various elements such as the fund management fee, professional fees, audit fees and custody fees. Performance fees (if payable) are not included in this figure.

Performance fee

The percentage of any outperformance of the hurdle rate and/or benchmark that will be taken as a performance fee.

Total net assets

The total assets of a fund minus its liabilities.

Volatility (%)

A measure of the fund's dispersion of returns. A higher volatility implies that a fund's return is spread over a larger range of values whilst a lower volatility implies that a fund's return is spread over a smaller range of values.

Weighted average life

The asset-weighted remaining time until the securities in the portfolio reach their final maturity date in days.

Weighted average maturity

The asset-weighted remaining time until the securities in the portfolio reach their next interest rate reset date, in days.

Important information**THIS IS A MARKETING COMMUNICATION**

The source for all performance, portfolio and fund breakdown data is Morningstar unless indicated otherwise. For share classes that have not yet completed 5 years, the cumulative performance chart will start from the first full month. All data is as at the date of the Factsheet, unless indicated otherwise.

Unless stated otherwise any opinions expressed are those of Aviva Investors. They should not be viewed as indicating any guarantee of return from an investment managed by Aviva Investors nor as personalised advice of any nature. This document should not be taken as a recommendation or offer by anyone in any jurisdiction in which such an offer is not authorised or to any person to whom it is unlawful to make such an offer or solicitation. Portfolio holdings are subject to change at any time without notice and information about specific securities should not be construed as a recommendation to buy or sell any securities.

For further information please read the latest Key Investor Information Document and Supplementary Information Document. The Prospectus and the annual and interim reports are also available on request. Copies in English can be obtained, free of charge from Aviva Investors Luxembourg S.A., 2 rue du Fort Bourbon, L-1249 Luxembourg or from J.P. Morgan Administration Services (Ireland) Limited. You can also download copies at www.avivainvestors.com

Where relevant, information on our approach to the sustainability aspects of the fund and the Sustainable Finance disclosure regulation (SFDR) including policies and procedures can be found on the following link: <https://www.avivainvestors.com/en-gb/capabilities/sustainable-finance-disclosure-regulation/>

Issued by Aviva Investors Luxembourg S.A. Registered Office: 2 rue du Fort Bourbon, 1st Floor, 1249 Luxembourg. Supervised by Commission de Surveillance du Secteur Financier. An Aviva company.