

JPMorgan ETFs (Ireland) ICAV -

Europe Research Enhanced Index Equity (ESG) UCITS ETF

Class: JPM Europe Research Enhanced Index Equity (ESG) UCITS ETF - EUR (dist)

Fund overview

ISIN
IE000WGK3YY5

Investment objective: The Sub-Fund aims to achieve a long-term return in excess of MSCI Europe Index (Total Return Net) (the "Benchmark") by actively investing primarily in a portfolio of European companies.

Investment policy: The Sub-Fund pursues an actively-managed investment strategy.

Investment approach

- Uses a fundamental, bottom-up stock selection process.
- Enhanced index approach that builds a portfolio in reference to the benchmark by overweighting securities with the highest potential to outperform and underweighting securities considered most overvalued.
- Diversified portfolio with disciplined, risk-controlled portfolio construction.
- Applies values and norms based screening and implements minimum investment thresholds on companies with positive ESG characteristics.

Investor profile: Typical investors in the Sub-Fund are expected to be investors who want to take broad market exposure to European stock markets, who seek to benefit from potential excess returns with similar risks to investing in securities representing the Benchmark and who are prepared to accept the risks associated with an investment of this type, including the volatility of such market.

Portfolio manager(s)	Share class	Class launch
Piera Elisa Grassi	currency EUR	15 Sep 2021
Nicholas Farserotu	Fund assets	Domicile Ireland
Investment specialist(s)	EUR 1218.4m	Shares outstanding
Ruairidh Hill	NAV EUR 40.8089	966,193
Fund reference	Fund launch	Ongoing charge 0.25%
currency EUR	10 Oct 2018	Securities Lending No

ESG information

ESG approach - ESG Promote
Promotes environmental and / or social characteristics.

SFDR classification: Article 8
"Article 8" strategies promote social and/or environmental characteristics, but do not have sustainable investing as a core objective.

Fund ratings *As at 31 March 2024*

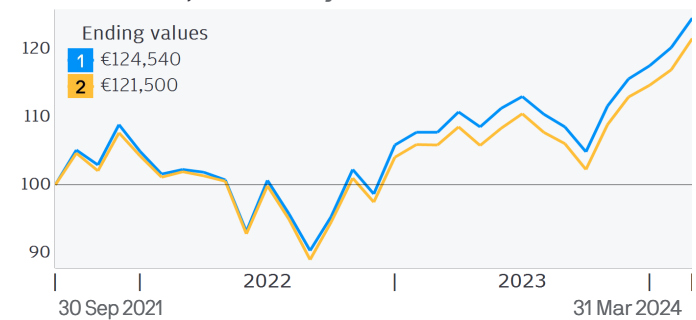
Morningstar Category™ Europe Large-Cap Blend Equity

Performance

1 Class: JPM Europe Research Enhanced Index Equity (ESG) UCITS ETF - EUR (dist)

2 Benchmark: MSCI Europe Index (Total Return Net)

Growth of EUR 100,000 *Calendar years*



Calendar Year Performance (%)											
	2014	2015	2016	2017	2018	2019	2020	2021	2022	2023	
1	-	-	-	-	-	-	-	-	-9.40	17.17	
2	-	-	-	-	-	-	-	-	-9.49	15.83	

Return (%)							
Cumulative				Annualised			
	1 month	3 months	1 year	YTD	3 years	5 years	Launch
1	3.66	7.76	15.65	7.76	-	-	8.16
2	3.94	7.63	14.79	7.63	-	-	7.25

Performance Disclosures

Past performance is not a guide to current and future performance. The value of your investments and any income from them may fall as well as rise and you may not get back the full amount you invested.

ESG

For more information on our approach to sustainable investing at J.P. Morgan Asset Management please visit <https://am.jpmorgan.com/lu/esg>

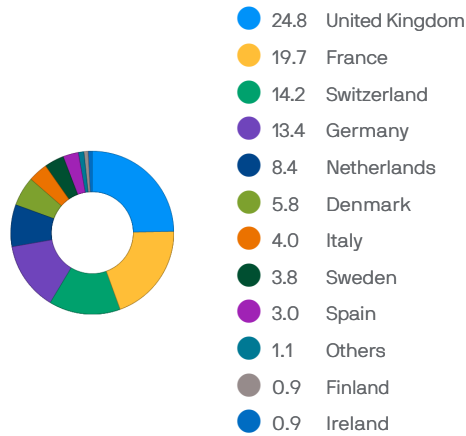
Dividend History

Amount	Record Date	Payment Date	Quarterly yield	Annualised yield
€0.1220	13 Jan 2023	07 Feb 2023	0.35 %	1.41 %
€0.1602	14 Apr 2023	05 May 2023	0.44 %	1.79 %
€0.0600	14 Jul 2023	07 Aug 2023	0.16 %	0.66 %
€0.0765	13 Oct 2023	07 Nov 2023	0.21 %	0.85 %
€0.0729	12 Jan 2024	07 Feb 2024	0.20 %	0.78 %

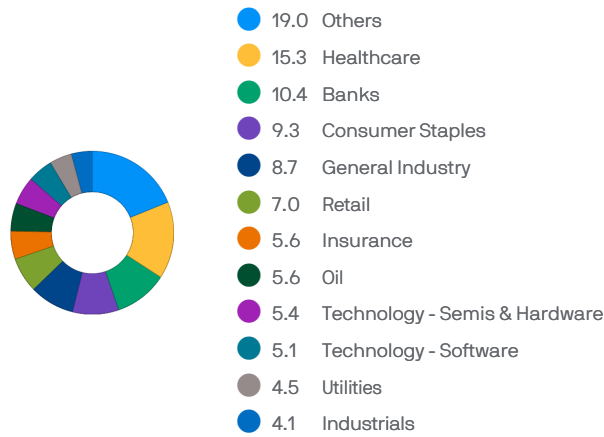
Holdings

Top 10	Sector	% of assets
Novo Nordisk	Healthcare	4.4
ASML	Technology - Semis & Hardware	4.2
Nestle	Consumer Staples	3.3
Shell	Oil	2.8
LVMH	Retail	2.7
AstraZeneca	Healthcare	2.5
Roche	Healthcare	2.0
Schneider Electric	General Industry	1.9
Allianz	Insurance	1.9
Air Liquide	Chemicals	1.8

Regions (%)



Sectors (%)



Number of Holdings

142

Trading information

Stock exchange	Exchange ticker	Trading currency	Bloomberg ticker	Reuters RIC	SEDOL
London Stock Exchange	JRED	EUR	JRED LN	JRED.L	BMFK365
London Stock Exchange	JRDE	GBX	JRDE LN	JRDE.L	BMFK376
London Stock Exchange	JERD	USD	JERD LN	JERD.L	BMFPMX0
Deutsche Borse	JRED	EUR	JRED GY	JRED.DE	BMFKJS9

Key risks

The value of your investment may fall as well as rise and you may get back less than you originally invested.

The value of equity securities may go down as well as up in response to the performance of individual companies and general market conditions, sometimes rapidly or unpredictably. If a company goes through bankruptcy or a similar financial restructuring, its shares in issue typically lose most or all of their value.

Since the instruments held by the Sub-Fund may be denominated in currencies other than the Base Currency, the Sub-Fund may be affected unfavourably by exchange control regulations or fluctuations in currency rates. For this reason, changes in currency exchange rates can affect the value of the Sub-Fund's portfolio and may impact the value of the Shares.

Due to the composition of the Benchmark, the Sub-Fund's portfolio may be more concentrated geographically than other Sub-Funds with more diversified portfolios and may, consequently, be subject to greater volatility than such Sub-Funds.

Exclusion of companies that do not meet certain ESG criteria from the Sub-Fund's investment universe may cause the Sub-Fund to perform differently compared to similar funds that do not have such a policy.

The Sub-Fund seeks to provide a return above the Benchmark; however the Sub-Fund may under-perform its Benchmark.

Further information about risks can be found in the "Risk Information" section of the Prospectus.

General Disclosures

Before investing, obtain and review the current prospectus, Key Information Document (KID) and any applicable local offering document. These documents, as well as the annual and semi-annual reports and the articles of incorporation, are available in English free from your financial adviser, your J.P. Morgan Asset Management regional contact, the fund's issuer (see below) or at www.jpmmorganassetmanagement.ie. A summary of investor rights is available in English at <https://am.jpmmorgan.com/lu/investor-rights>. J.P. Morgan Asset Management may decide to terminate the arrangements made for the marketing of its collective investment undertakings.

This material should not be considered as advice or an investment recommendation. Fund holdings and performance are likely to have changed since the report date. No provider of information presented here, including index and ratings information, is liable for damages or losses of any type arising from use of their information. No warranty of accuracy is given and no liability in respect of any error or omission is accepted.

To the extent permitted by applicable law, we may record telephone calls and monitor electronic communications to comply with our legal and regulatory obligations and internal policies. Personal data will be collected, stored and processed by J.P. Morgan Asset Management in accordance with our EMEA Privacy Policy www.jpmmorgan.com/emea-privacy-policy

For additional information on the sub-fund's target market please refer to the Prospectus.

The ETF is listed in the international quotation system of the Mexican Stock Exchange ("Sistema internacional de cotizaciones de la bolsa Mexicana de valores"). The registration does not imply a certification of the performance of the ETF.

Contact Details

For further Information on JPMorgan AM ETFs please contact us on +44 (0) 20 7134 3942 or on Jpmam-etf@jpmorgan.com.

Risk Indicator - The risk indicator assumes you keep the product for

5 year(s). The risk of the product may be significantly higher if held for less than the recommended holding period.

Current ongoing charge comprises annual management fee and operating & administrative expenses. Excludes transaction costs and may differ from ongoing costs as per KID which are an estimate based on the actual costs incurred over the past year.

Performance information

Source: J.P. Morgan Asset Management. Share class performance is shown based on the NAV (net asset value) of the share class with income (gross) reinvested including actual ongoing charges excluding any entry and exit fees. Performance is shown based on the NAV which may not be the same as the market price of the ETF. Individual shareholders may realise returns that are different to the NAV based returns.

The return of your investment may change as a result of currency fluctuations if your investment is made in a currency other than that used in the past performance calculation.

Indices do not include fees or operating expenses and you cannot invest in them.

The benchmark is for comparative purposes only unless specifically referenced in the Sub-Funds' Investment Objective and Policy.

Dividend income shown is gross of any applicable tax.

Information Sources

Fund information, including performance calculations and other data, is provided by J.P. Morgan Asset Management (the marketing name for the asset management businesses of JPMorgan Chase & Co. and its affiliates worldwide).

All data is as at the document date unless indicated otherwise.

© 2023 Morningstar. All Rights Reserved. The information contained herein: (1) is proprietary to Morningstar; (2) may not be copied or distributed; and (3) is not warranted to be accurate, complete or timely. Neither Morningstar nor its content providers are responsible for any damages or losses arising from any use of this information.

Benchmark Source: MSCI. Neither MSCI nor any other party involved in or related to compiling, computing or creating the MSCI data makes any express or implied warranties or representations with respect to such data (or the results to be obtained by the use thereof), and all such parties hereby expressly disclaim all warranties of originality, accuracy, completeness, merchantability or fitness for a particular purpose with respect to any of such data. Without limiting any of the foregoing, in no event shall MSCI, any of its affiliates or any third party involved, in or related to compiling, computing, or creating the data have any liability for any direct, indirect, special, punitive, consequential or any other damages (including lost profits) even if notified of the possibility of such damages. No further distribution or dissemination of the MSCI data is permitted without MSCI's express written consent.

Regional Contact

JPMorgan Asset Management (Europe) S.à r.l., 6, route de Trèves, L-2633 Senningerberg, Luxembourg. B27900, corporate capital EUR 10,000,000.

Issuer

JPMorgan Asset Management (Europe) S.à r.l., 6, route de Trèves, L-2633 Senningerberg, Luxembourg. B27900, corporate capital EUR 10,000,000.

The Sub-Fund is authorised in Ireland and regulated by the Central Bank of Ireland.

Definitions

NAV Net Asset Value of a fund's assets less its liabilities per Share.