

# Fidelity Funds – European Dividend Fund

## 富達基金 – 歐洲股息基金

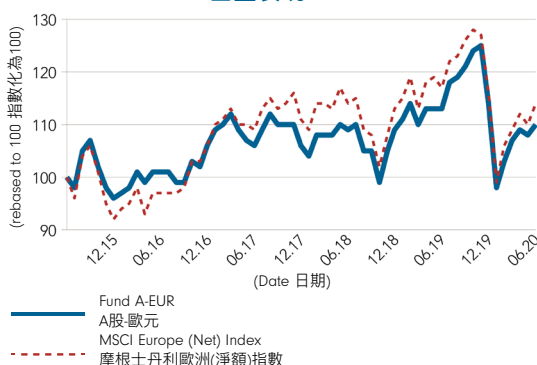
31 August 2020 年8月31日

- This fund invests primarily in income producing equity securities in Europe.
- The fund is subject to equities risk, risk to capital and income, foreign currency risk and valuation risk. The fund is subject to sovereign debt risk of certain countries within the Eurozone, higher volatility, liquidity, currency and default risks. Although the fund will generally invest in income-producing securities, it is not guaranteed that all underlying investments will generate income. Higher yields generally mean that there will be reduced potential for capital appreciation for equity securities.
- The fund's net derivative exposure may be up to 50% of its NAV, the use of derivatives may involve liquidity risk, counterparty credit risk, volatility risk, valuations risks and over-the-counter transaction risk, at times. Exposure to financial derivative instruments and its leverage element may lead to a high risk of significant loss by the fund.
- Dividend of certain share classes, at the Board's discretion, may be paid out of capital and/or effectively out of capital amounts to a return or withdrawal of part of an investor's original investment or from any capital gains attributable to that original investment. Any such distributions may result in an immediate reduction of the NAV per share/ unit. For the hedged share class, the distribution amount and NAV of such share class may be adversely affected by differences in the interest rates of the reference currency of the hedged share class and the fund's base currency, resulting in more distribution that is paid out of capital and hence a greater erosion of capital than other non-hedged share classes.
- Investors may suffer substantial loss of their investments in the fund. Investor should not invest in the fund solely based on the information provided in this document and should read the offering documents, including Product Key Facts (including the risk factors) for details.
- 本基金主要投資於歐洲企業的收益性股票證券。
- 基金可能涉及股票風險、資本及收益的風險、外幣風險及估值風險。基金須承受若干歐元區國家的主權債務風險，較高的波幅、流動性、貨幣及違約風險。雖然基金一般將投資於收益性證券，但不保證所有相關投資均能締造收益。收益較高一般意味著股票證券的資本增值潛力將減少。
- 基金的衍生工具風險承擔淨額最高為其資產淨值的50%。偶爾使用衍生工具可能會引發流動性風險、交易對手信貸風險、波幅風險、估值風險及場外交易市場交易風險。投資於金融衍生工具及其槓桿元素可能導致基金須承受錄得重大損失的高風險。
- 若干股份類別的股息在董事會酌情決定下可能從資本中及/或實際上從資本中撥付股息即代表投資者獲付還或提取原有投資本金的部份金額，或從原有投資應佔的任何資本收益中獲付還或提取金額。任何該等分派可能導致每股/每單位資產淨值即時減少。就對沖股份類別，其報價貨幣與基金的基本貨幣之間的利率差異，可能會為對沖股份類別的分派金額及資產淨值帶來負面影響，導致較多從資本中撥付的分派金額，進而令資本流失的程度高於其他非對沖股份類別。
- 您在本基金的投資有可能大幅虧損。投資者應該參閱基金之銷售文件，包括產品資料概要(包括風險因素)，而不應只根據這文件內的資料而作出投資。

### Fund Details 基金資料

Fund Manager 基金經理	Fred Sykes
Reference Currency 報價貨幣	EUR 歐元
Fund Size 基金資產值	EUR88m (百萬歐元)
Max. Sales Charge 最高認購費	5.25%
Annual Management Fee 每年管理費	1.50%
Min. Subscription 最低認購金額	USD2,500 or HKD eqv 2,500美元或港元等值
Total No. of Positions 總持股數	46
Fidelity Fund Code 富達基金代號	1329

### Fund Performance 基金表現



### Top 10 Positions 十大持股 (%)

Company 公司	Sector 行業	Fund 基金	Index 指數
ALLIANZ SE	Financials 金融	4.1	1.0
SANOFI	Health Care 健康護理	4.0	1.3
VONOVIA SE	Real Estate 房地產	3.7	0.4
FERROVIAL SA	Industrials 工業	3.3	0.1
EPIROC AB	Industrials 工業	3.1	0.2
TOTAL SE	Energy 能源	2.9	1.1
HANNOVER RUECK SA	Financials 金融	2.9	0.1
RELX PLC	Industrials 工業	2.9	0.5
NOVO-NORDISK AS	Health Care 健康護理	2.9	1.3
ST JAMES'S PLACE PLC	Financials 金融	2.8	0.1

### Investment Objective 投資目標

The fund aims to achieve income and long-term capital growth principally through investments in income producing equity securities of companies that have their head office or exercise a predominant part of their activity in Europe. The Investment Manager will target investments which it believes offer attractive dividend yields in addition to price appreciation. 基金旨在透過首要投資於總公司設於歐洲，或在歐洲經營主要業務的企業的收益性股票證券，以締造收益及長線資本增長。投資經理的目標是其認為股息收益吸引，並具升值能力的投資。

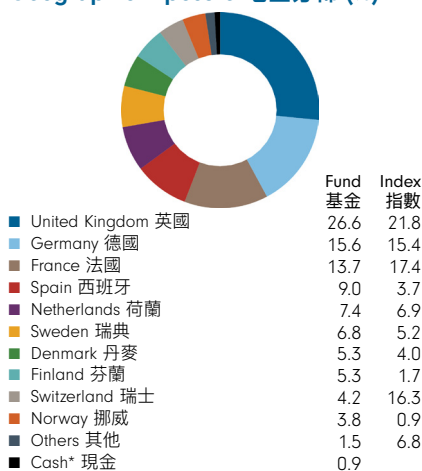
### Cumulative Performance 累積表現 (%)

	YTD 年初至今	3 mth 3 個月	6 mth 6 個月	1 yr 1 年	3 yr 3 年	5 yr 5 年	Since Launch 自推出以來
A-EUR A股-歐元	-11.2	3.1	-3.8	-2.5	3.7	10.1	65.9
A-MINCOME(G)-EUR A股-每月特色派息(G)-歐元	-11.2	3.1	-3.9	-2.5	3.7	10.1	49.3
A-MINCOME(G)-USD (H) A股-每月特色派息(G)-美元(對沖)	-9.0	3.0	-2.1	-1.1	10.7	28.7	39.8
A-HMDIST(G)-AUD (H) A股-H每月派息(G)-澳元(對沖)	-10.9	2.6	-4.0	-3.4	7.1	26.2	37.5
Index 指數	-11.5	4.6	-2.1	-2.9	4.3	13.7	73.8

Source: Fidelity, NAV-NAV basis, in respective currencies with dividends re-invested. Index performance (if any) is calculated in the currency of the first share class listed in the table.

資料來源：富達，以資產淨值及各自貨幣計算，並假設股息盈利再作投資。指數表現（如有）以表內列示第一股份類別之貨幣計算。

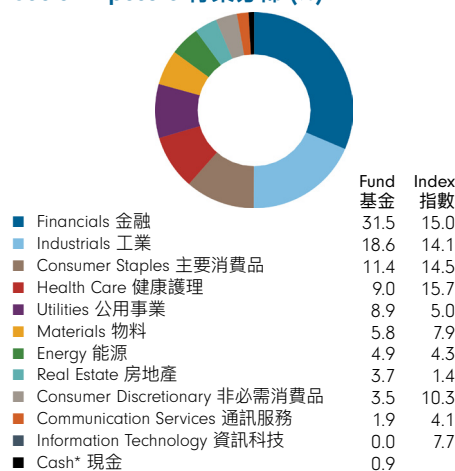
### Geographic Exposure 地區分佈 (%)



Certain unclassified items (such as non-equity investments and index futures/options) are excluded. \*Cash refers to any residual cash exposure that is not invested in shares or via derivatives.

部分未能分類的項目（如非股票投資及指數期貨/期權）未有包括在內。\*現金指任何未被投資於股票或未透過衍生工具投資的剩餘現金部分。

### Sector Exposure 行業分佈 (%)



# Fidelity Funds – European Dividend Fund

## 富達基金 – 歐洲股息基金

31 August 2020 年8月31日

### Measures † 衡量指標

	Fund 基金	Index 指數
Annualised Volatility (3 years) 年度化波幅(3年)%	13.99	-
Beta (3 years) 貝他係數(3年)	0.93	-
Sharpe Ratio (3 years) 夏普比率(3年)	0.11	-
Price / earnings ratio (x) 市盈率 (倍)	20.3	30.4
Price / book ratio (x) 市賬率 (倍)	2.2	1.9
Active Money 主動投資比率(%)	78.5	-

### Index 指數

Market Index: MSCI Europe (Net) Index

摩根士丹利歐洲(淨額)指數

Index is for comparative purpose only.

指數只用作為比較用途。

### Share Class Details & Codes 股份類別資料及代碼

Share Class 股份類別	Launch Date 推出日期	NAV 單位資產淨值	Bloomberg Ticker 彭博代碼	ISIN 基金代碼
A-EUR A股-歐元	02.11.10	14.10	FIDEDAI LX	LU0353647653
A-MINCOME(G)-EUR A股-每月特色派息(G)-歐元	03.12.12	11.45	FIDAMIE LX	LU0857700040
A-MINCOME(G)-USD (H) A股-每月特色派息(G)-美元(對沖)	10.01.14	11.09	FFEDAGU LX	LU0997587240
A-HMDIST(G)-AUD (H) A股-H每月派息(G)-澳元(對沖)	09.04.14	9.61	FEAHMGH LX	LU1046420805
A-ACC-EUR A股-累積歐元	02.11.10	16.52	FIDEDAA LX	LU0353647737
A-MINCOME(G)-HKD (H) A股-每月特色派息(G)-港元(對沖)	16.10.14	11.25	FEDAMGH LX	LU1119994140
A-MCDIST(G)-EUR A股-C每月派息(G)-歐元	22.11.16	9.28	FFEDAGE LX	LU1509826779

A: distributing share class. A-ACC: accumulating share class. A-MINCOME(G): monthly gross income share class. A-MINCOME(G)(H): monthly gross income hedged share class. A-HMDIST(G)(H): monthly distributing gross income hedged share class. A-MCDIST(G): monthly gross income and capital distributing share class. Distribution amount not guaranteed.

A股: 派息股份類別。A股-累積: 累積股份類別。A股-每月特色派息(G): 每月總收益特色派息股份類別。A-每月特色派息(G)(對沖): 每月總收益特色派息(對沖)股份類別。A股-H每月派息(G)(對沖): 每月總收益派息(對沖)股份類別。A股-C每月派息(G): 每月總收益及資本派息股份類別。派息金額並不獲保證。

### Calendar Year Performance 曆年表現 (%)

	2015	2016	2017	2018	2019
A-EUR A股-歐元	8.9	1.0	6.5	-10.0	25.5
A-MINCOME(G)-EUR A股-每月特色派息(G)-歐元	8.8	1.0	6.5	-10.1	25.5
A-MINCOME(G)-USD (H) A股-每月特色派息(G)-美元(對沖)	4.0	6.4	11.2	-7.5	26.5
A-HMDIST(G)-AUD (H) A股-H每月派息(G)-澳元(對沖)	5.5	6.8	12.1	-7.9	25.5
Index 指數	8.2	2.6	10.2	-10.6	26.0

Source: Fidelity, NAV-NAV basis, in respective currencies with dividends re-invested. Index performance (if any) is calculated in the currency of the first share class listed in the table.

資料來源: 富達, 以資產淨值及各自貨幣計算, 並假設股息盈利再作投資。指數表現(如有)以表內列示第一項股份類別之貨幣計算。

### Dividend 派息

Share Class 股份類別	Dividend per Unit 每單位派息	Annualised distributions# 年度化分派率 (%)	Ex-Dividend Date 除息日
A-EUR A股-歐元	0.1003	1.43	03.08.20
A-MINCOME(G)-EUR A股-每月特色派息(G)-歐元	0.0418	4.47	03.08.20
A-MINCOME(G)-USD (H) A股-每月特色派息(G)-美元(對沖)	0.0394	4.34	03.08.20
A-HMDIST(G)-AUD (H) A股-H每月派息(G)-澳元(對沖)	0.0397	5.06	03.08.20

(#) Annualised distributions = [(1+dividend per share/ex-dividend NAV)\*distribution frequency]-1. Annualised distributions are for indicative purpose only, which may be higher or lower than the actual annual dividend distributions. Dividend rate of the fund does not represent the return of the fund, and past dividend rate does not represent future dividend rate. Distribution amount is not guaranteed. Please see [www.fidelity.com.hk](http://www.fidelity.com.hk) for full details of dividend information of all applicable share classes. 年度化分派率 = [(1+每股股息/除息日資產淨值)^每年派息次數]-1。年度化分派率僅供說明用途, 其可能高於或低於實際全年股息分派率。基金的股息率並不代表基金的回報, 過去的股息率亦不代表將來的股息率。派息金額並不獲保證。請瀏覽 [www.fidelity.com.hk](http://www.fidelity.com.hk) 參閱所有相關股份類別的派息資料。

Annual report  
年度報告



Semi-annual  
report  
半年度報告



Prospectus  
認購章程



Product Key  
Facts  
產品資料概要



For A-HMDIST(G)(hedged) share class, dividend distributions may include a premium when the interest rate of the hedged currency is higher than the fund's reference currency interest rate and may be discounted when the interest rate of the hedged currency is lower than the fund's reference currency interest rate. The Board expects to recommend distribution of substantially the whole gross investment income, and may determine the extent dividends may be paid out of realised and unrealised capital gains as well as capital. 就A股-H每月派息(G)(對沖)股份類別而言, 股息分派可能計入因對沖貨幣的利率高於基金報價貨幣利率而產生的溢價, 以及因對沖貨幣利率低於基金報價貨幣利率而出現的折讓。董事會預期將就幾乎所有的總投資收益建議派發股息, 並可能釐定從已變現及未變現資本收益以至資本中撥付的股息水平。

A position combines all equity investments (including derivatives) linked to an issuing company. Derivatives are included on an exposure basis so they reflect the equivalent underlying shares needed to generate the same return. Geographic and sector breakdown tables are calculated using the positions methodology. Active Money: This is the sum of the fund's overweight positions (including effective cash) when compared to the market index. 倉位指包括與發行公司相關的一切股權投資(包括衍生工具)。衍生工具已按風險基準包括在內, 故其反映可產生相同回報所需的等額相關股份。地區分佈及行業分佈為根據此倉位方法計算。主動投資比率: 以量度基金組合相對指數持重之持倉(包括現金)總和。

(i) Morningstar, Inc. All Rights Reserved. Morningstar Rating™ as of 31/08/2020 (if applicable). Morningstar 版權所有, 晨星星號評級數據截至31/08/2020(如適用)。(t) Volatility measures are not calculated for funds which are less than 3 years old. 成立不足三年的基金之波幅不會被計算。

This material is issued by FIL Investment Management (Hong Kong) Limited and it has not been reviewed by the Securities and Futures Commission ("SFC"). Investors are reminded of concentration risks and volatility associated with sector funds. Investment involves risks. Past performance is not indicative of future performance. Please refer to the Fidelity Prospectus for Hong Kong Investors and Product Key Facts for further details (including the risk factors). If investment returns are not denominated in HKD or USD, US/HK dollar-based investors will be exposed to exchange rate fluctuations. Fidelity, Fidelity International, the Fidelity International logo and F symbol are trademarks of FIL Limited.

本文件由富達基金(香港)有限公司發行。本文件未經證券及期貨事務監察委員會審核。投資者應注意行業投資所帶來的風險。投資涉及風險。基金過去表現並不表示將來亦會有類似的業績, 詳情請細閱富達香港投資者認購章程及產品資料概要(包括風險因素)。若投資收益並非以港元或美元計算, 以美元/港元作出投資的投資者需承受匯率波動的風險。「富達」、Fidelity、Fidelity International、Fidelity International 標誌及F標誌均為FIL Limited的商標。