

Fidelity Funds – China Focus Fund

富達基金 – 中國焦點基金

30 November 2020 年11月30日

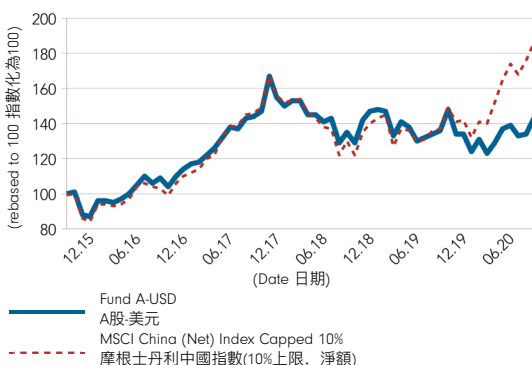
- This fund invests primarily in Chinese equities securities listed in China and Hong Kong.
- The fund is subject to equities risk, risk to capital and income, foreign currency risk, Chinese Renminbi currency and conversion risk, valuation risk, stock/issuer concentration risk and risks of investing in emerging markets. The fund's investments are concentrated in a single or small number of countries which may subject to greater market, political, policy, foreign exchange, liquidity, tax, legal, regulatory, economic and social risks of those countries.
- Investments by a fund in China A/B Shares denominated in RMB may be made through Qualified Foreign Institutional Investor quota and Stock Connect program which are subject to the uncertainty and change of the relevant PRC laws and regulations, higher market volatility and potential settlement difficulties and may have an adverse impact on such a fund. The fund may invest in China A shares directly through the Qualified Foreign Institutional Investor ("QFII") scheme, which may suffer substantial losses if there is insufficient QFII quota, the approval of the QFII is being revoked or if any key operators is bankrupt/in default and/or is disqualified from performing its obligations. The fund may invest in China A Shares via the Stock Connect which are subject to quota limitations, suspension risk, operational risk, restrictions on selling imposed by front-end monitoring, recalling of eligible stocks, clearing and settlement risks, nominee arrangements in holding China A Shares and regulatory risk.
- The fund's net derivative exposure may be up to 50% of its NAV, the use of derivatives may involve liquidity risk, counterparty credit risk, volatility risk, valuations risks and over-the-counter transaction risk, at times. Exposure to financial derivative instruments and its leverage element may lead to a high risk of significant loss by the fund.
- Investors may suffer substantial loss of their investments in the fund. Investor should not invest in the fund solely based on the information provided in this document and should read the offering documents, including Product Key Facts (including the risk factors) for details.

- 本基金主要投資於在中國及香港上市的中國公司證券。
- 基金可能涉及股票風險、資本及收益的風險、外幣風險、人民幣貨幣及匯兌風險、估值風險、集中股票 / 發行機構投資風險及投資於新興市場的風險。基金的投資集中於單一或少數國家，所承受的該等國家的市場、政治、政策、外匯、流動性、稅務、法律、監管、經濟和社會的較高風險。
- 基金可透過合格境外機構投資者「QFII」額度及「滬深港通」投資於中國A股 / B股。基於中國相關法律及規例的不確定性和變動，市場波動性高及潛在結算困難，對該基金可能造成負面的影響。基金可透過合格境外機構投資者（「QFII」）計劃直接投資於中國A股，可能會蒙受重大損失。若QFII額度不足，或因QFII的批准被撤銷，或若任何主要營運商的破產 / 違約及 / 或喪失履行其義務的資格。基金可透過滬深港通投資中國A股，須承受若額度限制、暫停交易風險、營運風險、透過前線監察限制賣盤、剔除合資格股票、結算及交收風險、持有中國A股的名義持有人安排，以及監管風險。
- 基金的衍生工具風險承擔淨額最高為其資產淨值的50%。偶爾使用衍生工具可能會引發流動性風險、交易對手信貸風險、波幅風險、估值風險及場外交易市場交易風險。投資於金融衍生工具及其槓桿元素可能導致基金須承受錄得重大損失的高風險。
- 您在本基金的投資有可能大幅虧損。投資者應該參閱基金之銷售文件，包括產品資料概要(包括風險因素)，而不應只根據這文件內的資料而作出投資。

Fund Details 基金資料

Fund Manager 基金經理	Jing Ning
Reference Currency 報價貨幣	USD 美元
Fund Size 基金資產值	US\$2,476m (百萬美元)
Max. Sales Charge 最高認購費	5.25%
Annual Management Fee 每年管理費	1.50%
Min. Subscription 最低認購金額	USD2,500 or HKD eqv 2,500美元或港元等值
Total No. of Positions 總持股數	65
Fidelity Fund Code 富達基金代號	1045

Fund Performance 基金表現



Top 10 Positions 十大持股 (%)

Company 公司	Sector 行業	Fund 基金	Index 指數
CHINA LIFE INSURANCE CO LTD	Financials 金融	7.0	0.7
CHINA MOBILE LTD	Communication Services 通訊服務	6.8	1.5
TENCENT HLDGS LTD	Communication Services 通訊服務	6.3	9.9
ALIBABA GROUP HOLDING LTD	Consumer Discretionary 非必需消費品	6.3	9.8
CHINA CONSTRUCTION BANK	Financials 金融	5.8	3.1
INDUSTRIAL & COML BK CHINA	Financials 金融	4.2	1.7
CNOOC LTD	Energy 能源	4.0	0.8
DONGFENG MOTOR GROUP CO LTD	Consumer Discretionary 非必需消費品	3.5	0.1
BAIDU INC	Communication Services 通訊服務	2.9	1.5
LENOVO GROUP LTD	Information Technology 資訊科技	2.9	0.2

About The Fund 基金概要

The fund is an Equity fund and aims to provide long-term capital growth with the level of income expected to be low. The fund will primarily (i.e. at least 70% of the fund's assets) focus on China through investment in securities of Chinese companies listed in China and Hong Kong, as well as securities in non-Chinese companies which have a significant portion of their activities in China. (Please refer to the offering document for Investment Objective of the fund)

本基金是一項股票基金，旨在提供長線資本增長，預期收益水平偏低。基金將主要（即基金資產的最少70%）投資於在中國及香港上市的中國公司證券，亦會投資在中國進行顯著商業活動的非中國公司證券。（關於基金的投資目標詳情請參閱基金章程）

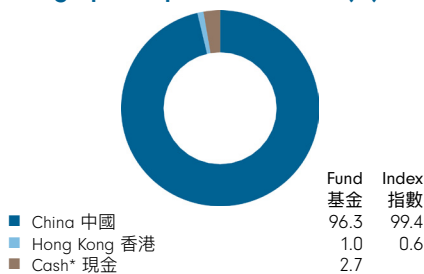
Cumulative Performance 累積表現 (%)

	YTD 年初至今	3 mth 3 個月	6 mth 6 個月	1 yr 1 年	3 yr 3 年	5 yr 5 年	Since Launch 自推出以來
A-USD A股-美元	-3.0	2.9	16.4	5.3	-0.3	43.2	640.2
A-ACC-EUR A股-累積-歐元	-8.9	3.0	8.2	-2.8	-0.7	26.6	74.9
A-ACC-HKD A股-累積-港元	-3.5	3.0	16.4	4.3	-1.1	43.1	77.3
Index 指數	25.2	7.3	33.6	35.7	28.0	86.5	776.0

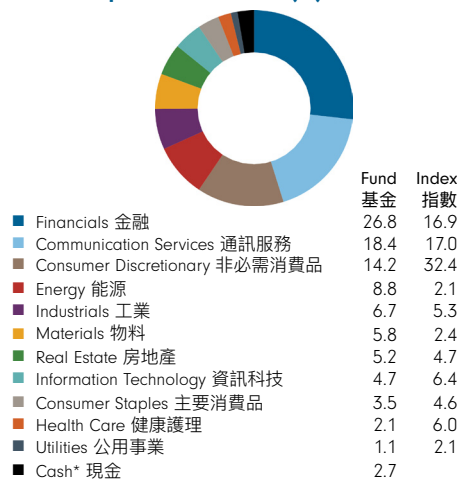
Source: Fidelity, NAV-NAV basis, in respective currencies with dividends re-invested. Index performance (if any) is calculated in the currency of the first share class listed in the table.

資料來源：富達，以資產淨值及各自貨幣計算，並假設股息盈利再作投資。指數表現（如有）以表內列示第一項股份類別之貨幣計算。

Geographic Exposure 地區分佈 (%)



Sector Exposure 行業分佈 (%)



Certain unclassified items (such as non-equity investments and index futures/options) are excluded. *Cash refers to any residual cash exposure that is not invested in shares or via derivatives.

部分未能分類的項目（如非股票投資及指數期貨/期權）未有包括在內。*現金指任何未被投資於股票或未透過衍生工具投資的剩餘現金部分。

Fidelity Funds – China Focus Fund

富達基金 – 中國焦點基金

30 November 2020 年11月30日

Measures † 衡量指標

	Fund 基金	Index 指數
Annualised Volatility (3 years) 年度化波幅(3年)%	19.60	20.64
Beta (3 years) 貝他係數(3年)	0.90	-
Sharpe Ratio (3 years) 夏普比率(3年)	-0.09	0.34
Price / earnings ratio (x) 市盈率 (倍)	9.3	17.9
Price / book ratio (x) 市賬率 (倍)	0.9	1.9
Active Money 主動投資比率(%)	69.7	-

Index 指數

Market Index: MSCI China (Net) Index Capped 10%

摩根士丹利中國指數(10%上限, 淨額)

Prior to 31 Jan 08, MSCI China (N) Index.

2008年1月31日以前之指數為摩根士丹利中國(淨額)指數。

Index is for comparative purpose only.

指數只用作為比較用途。

Share Class Details & Codes 股份類別資料及代碼

Share Class 股份類別	Launch Date 推出日期	NAV 單位資產淨值	Bloomberg Ticker 彭博代碼	ISIN 基金代碼
A-USD A股-美元	18.08.03	69.22	FIDFDF LX	LU0173614495
A-ACC-EUR A股-累積-歐元	24.09.07	17.49	FFFOCUA LX	LU0318931192
A-ACC-HKD A股-累積-港元	09.02.12	17.73	FFCHFAH LX	LU0737861699

A: distributing share class. A-ACC: accumulating share class.

A股: 派息股份類別。A股-累積: 累積股份類別。

Calendar Year Performance 曆年表現 (%)

	2015	2016	2017	2018	2019
A-USD A股-美元	-0.9	3.1	41.2	-12.2	14.5
A-ACC-EUR A股-累積-歐元	10.3	6.2	24.0	-7.9	16.9
A-ACC-HKD A股-累積-港元	-1.0	3.2	42.4	-12.1	13.9
Index 指數	-8.1	0.5	50.2	-18.3	22.4

Source: Fidelity, NAV-NAV basis, in respective currencies with dividends re-invested. Index performance (if any) is calculated in the currency of the first share class listed in the table.

資料來源: 富達, 以資產淨值及各自貨幣計算, 並假設股息盈利再作投資。指數表現 (如有) 以表內列示第一項股份類別之貨幣計算。

Annual report
年度報告



Semi-annual report
半年度報告



Prospectus
認購章程



Product Key Facts
產品資料概要



A position combines all equity investments (including derivatives) linked to an issuing company. Derivatives are included on an exposure basis so they reflect the equivalent underlying shares needed to generate the same return. Geographic and sector breakdown tables are calculated using the positions methodology. Active Money: This is the sum of the fund's overweight positions (including effective cash) when compared to the market index. 倉位指包括與發行公司相關的一切股權投資 (包括衍生工具)。衍生工具已按風險基準包括在內, 故其反映可產生相同回報所需的等額相關股份。地區分佈及行業分佈為根據此倉位方法計算。主動投資比率: 用以量度基金組合相對指數持重之持倉 (包括現金) 總和。

(†) Volatility measures are not calculated for funds which are less than 3 years old. 成立不足三年的基金之波幅不會被計算。 Δ Fidelity Funds - China Focus Fund A-USD. The Refinitiv Lipper Fund Awards are based on the Lipper Leader for Consistent Return rating, which is a risk-adjusted performance measure calculated over 36, 60 and 120 months. Lipper Leaders fund ratings do not constitute and are not intended to constitute investment advice or an offer to sell or the solicitation of an offer to buy any security of any entity in any jurisdiction. For more information, see lipperfundawards.com. Refinitiv Lipper Fund Awards, ©2020 Refinitiv. All rights reserved. Used under license. 富達基金 – 中國焦點基金A類別股份-美元。Refinitiv 理柏基金年獎是以理柏評級中的穩定回報評級為基礎, 該評級系統量度36、60和120個月經風險調整後的回報表現。理柏基金評級不構成也不意旨任何投資建議, 出售要約或邀請要約購買任何管轄區中實體有價證券。詳情請瀏覽 lipperfundawards.com。理柏基金年獎, ©2020 Refinitiv. 版權所有, 經許可才能使用。

This material is issued by FIL Investment Management (Hong Kong) Limited and it has not been reviewed by the Securities and Futures Commission ("SFC"). Investors are reminded of concentration risks and volatility associated with sector funds. Investment involves risks. Past performance is not indicative of future performance. Please refer to the Fidelity Prospectus for Hong Kong Investors and Product Key Facts for further details (including the risk factors). If investment returns are not denominated in HKD or USD, US/HK dollar-based investors will be exposed to exchange rate fluctuations.

Fidelity, Fidelity International, the Fidelity International logo and F symbol are trademarks of FIL Limited. 本文件由富達基金(香港)有限公司發行。本文件未經證券及期貨事務監察委員會審核。投資者應注意行業投資所帶來的風險。投資涉及風險。基金過去的表現並不表示將來亦會有類似的業績。詳情請細閱富達香港投資者認購章程及產品資料概要(包括風險因素)。若投資收益並非以港元或美元計算, 以美元/港元作出投資的投資者需承受匯率波動的風險。「富達」、Fidelity、Fidelity International、Fidelity International 標誌及F標誌均為FIL Limited的商標。