

This factsheet is as at 28 March 2024 unless otherwise specified.

Xtrackers MSCI USA ESG UCITS ETF 1D

a sub fund of Xtrackers (IE) Plc

At a Glance

- Direct investment in US equities
- Provides diversified exposure to large and mid-cap equities that exhibit higher ESG characteristics, and lower carbon exposure compared to their peers
- ESG Methodology

Reference Index key features

The MSCI USA Low Carbon SRI Leaders Index aims to reflect the performance of the following market:

- US large and mid-cap stocks with high ESG characteristics and low carbon exposures, relative to their peers
- Securities issued by entities failing to meet the following ESG standards are excluded: are associated with controversial, civilian and nuclear weapons and tobacco, are assigned an MSCI ESG Rating of 'CCC' or are unrated, derive revenues from thermal coal, oil sands extraction and military defence weapons, and any issuer with a "Red" MSCI ESG Impact Monitor score of less than 1.
- Reviewed on a quarterly basis

Additional information on the index, selection and weighting methodology is available at www.msci.com

| Fund information | |
|--------------------------|---|
| ISIN | IE000UMV0L21 |
| Share class currency | USD |
| Fund Currency | USD |
| Fund launch date | 08 May 2018 |
| Share class launch date | 20 April 2022 |
| Domicile | Ireland |
| Portfolio Methodology | Direct Replication |
| Sub-Portfolio Manager | DWS Investments UK Ltd |
| Investment Manager | DWS Investment GmbH |
| Custodian | State Street Custodial Services (Ireland) Limited |
| All-in fee ¹ | 0.15% p.a. |
| Income treatment | Distribution |
| NAV per Share | USD 9.35 |
| Total Fund Assets | USD 8.70 Billion |
| Total Shares Outstanding | 21.29 Million |

¹ Please see additional information / Glossary.

Key Risks

- **The value of your investment may go down as well as up and past performance does not predict future returns. Investor capital may be at risk up to a total loss.**
- The value of an investment in shares will depend on a number of factors including, but not limited to, market and economic conditions, sector, geographical region and political events.
- The Fund is exposed to market movements in a single country or region which may be adversely affected by political or economic developments, government action or natural events that do not affect a fund investing in broader markets.
- The Fund follows a rules-based strategy which will deviate from the overall market or parent index. Your investment is likely to be less diversified and there is no guarantee that the index's 'rules-based' strategy will be achieved.

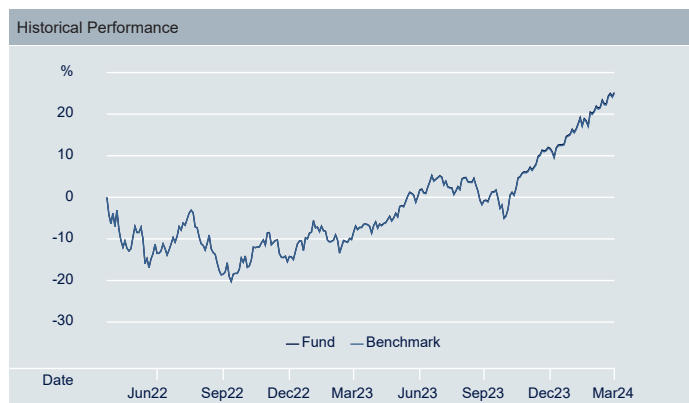
| Listing and trading information | | | |
|---------------------------------|------------------|-------------|------------------|
| Exchange | Bloomberg Ticker | Reuters RIC | Trading Currency |
| Xetra | XZMD GY | XZMD.DE | EUR |
| London Stock Exchange | XZMD LN | XZMD.L | USD |

| Cumulative performance figures | | | | | |
|--------------------------------|---------|----------|----------|--------|-----------------------|
| | 1 Month | 3 Months | 6 Months | 1 Year | Annualised Volatility |
| Share Class | 3.68% | 12.01% | 26.35% | 34.39% | 19.35% |
| Index | 3.68% | 12.00% | 26.24% | 34.24% | 19.16% |
| Tracking Difference | 0.00% | 0.01% | 0.11% | 0.15% | - |
| Tracking Error | 0.02% | 0.02% | 0.10% | 0.07% | - |

| Calendar year performance figures | | |
|-----------------------------------|--------|--------|
| | 2023 | YTD |
| Share Class | 30.29% | 12.01% |
| Index | 30.12% | 12.00% |
| Tracking Difference | 0.16% | 0.01% |
| Tracking Error | 0.07% | 0.02% |

| Rolling performance figures | | |
|-----------------------------|-------------|--------------|
| | 3/23 - 3/24 | Since launch |
| Share Class | 34.39% | 12.30% |
| Index | 34.24% | 12.17% |
| Tracking Difference | 0.15% | 0.14% |
| Tracking Error | 0.07% | 0.05% |

Past performance does not predict future returns.



Source: DWS, Index Provider

THINK ETF. THINK X.

This factsheet is as at 28 March 2024 unless otherwise specified.

| Top 10 ETF constituents | | |
|----------------------------------|--------------|--------|
| Issuer | ISIN | Weight |
| MICROSOFT-T ORD | US5949181045 | 11.34% |
| NVIDIA ORD | US67066G1040 | 10.49% |
| ALPHABET INC-CL A ORD | US02079K3059 | 4.20% |
| ALPHABET INC-CL C ORD | US02079K1079 | 3.69% |
| LILLY ORD | US5324571083 | 2.95% |
| TESLA ORD | US88160R1014 | 2.36% |
| VISA INCORPORATION ORD | US92826C8394 | 2.08% |
| MASTERCARD ORD | US57636Q1040 | 1.90% |
| HOME DEPOT ORD | US4370761029 | 1.79% |
| JOHNSON&JOHNSON ORD | US4781601046 | 1.79% |
| ETF Fundamentals | | |
| ETF PE Ratio (Forward) | 23.69 | |
| ETF PE Ratio (Trailing) | 30.63 | |
| Number of Securities in the Fund | 276 | |

Source: DWS, 28 March 2024

| Index information | |
|------------------------------|---------------------------------------|
| Index Name | MSCI USA Low Carbon SRI Leaders Index |
| Index Provider | MSCI INC. |
| Bloomberg Symbol | NU717287 |
| Index Type | Total Return Net |
| Index Base Currency | USD |
| Number of Index constituents | 275 |
| Index Rebalance Frequency | Quarterly |

Source: Index Provider

| Additional share classes available | | | | |
|------------------------------------|--------------|-----------------|--------------|--------------|
| Share Class | ISIN | Currency Hedged | Income | AuM |
| 2C - EUR Hedged | IE0000MMQ5M5 | EUR | Capitalising | USD 96.00 mn |
| 1C | IE00BFMNPS42 | - | Capitalising | USD 8.41 bn |

Further information on Xtrackers ETFs

DWS Investment S.A. | Xtrackers ETF Hotline: +44 (0)20 7547 1747
 Team Website: www.Xtrackers.com
 2, Boulevard Konrad Adenauer E-Mail: Xtrackers@dws.com
 L-1115 Luxembourg
 Telephone: +352 42 101 8190

Additional Information

A Glossary of Terms is available at Xtrackers.com.

ETF performance is shown on NAV basis, net of fees and index replication costs. ETF performance includes reinvested dividends. Index performance is calculated on a total return basis. Volatility is calculated since launch of the share class.

Disclaimer

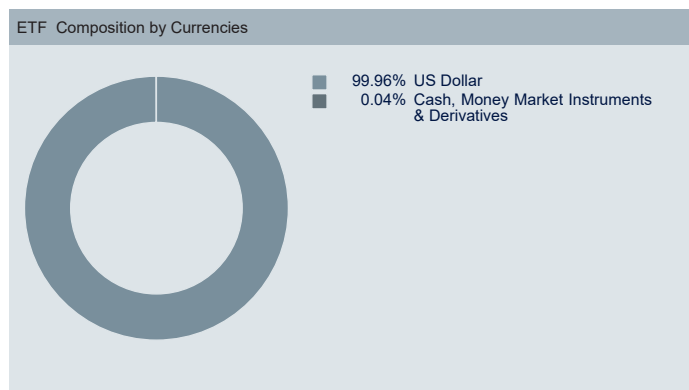
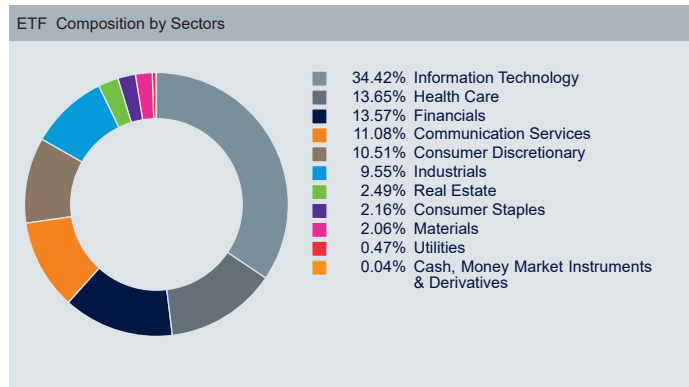
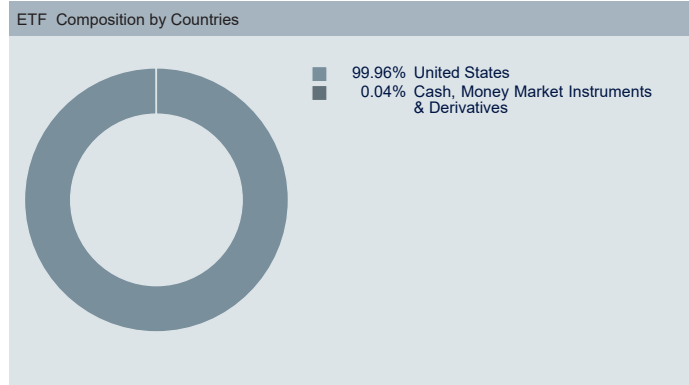
This document is intended as marketing communication does not create any legally binding obligations on the part of DWS Group GmbH & Co. KGaA and/or its affiliates (DWS). This document does not constitute investment advice. Without limitation, this document does not constitute an offer, an invitation to offer or a recommendation to enter into any transaction. Before making an investment decision, investors need to consider, with or without the assistance of an investment adviser, whether the investments and strategies described or provided by DWS are appropriate in light of their particular investment needs, objectives and financial circumstances. Information in this document has been obtained or derived from sources believed to be reliable and current. However, accuracy or completeness of the sources cannot be guaranteed. According to the information in the sales prospectus distribution of the products mentioned in this document is subject to restrictions of the relevant jurisdictions. This document and the information contained herein may only be distributed and published in jurisdictions in which such distribution and publication is permissible in accordance with applicable law in those jurisdictions. Direct or indirect distribution of this document is prohibited in the USA as well as to or for the account of US persons and persons residing in the USA. Xtrackers (IE) plc is an undertaking for collective investment in transferable securities (UCITS) in accordance with the applicable laws and regulations and set up as open-ended investment company with variable capital and segregated liability amongst its respective compartments. Investors must buy and must usually sell shares in Xtrackers UCITS ETFs on a secondary market with the assistance of an intermediary (e.g. a stockbroker) and may incur fees for doing so. In addition, investors may pay more than the current net asset value when buying shares and may receive less than the current net asset value when selling them. Before making any investment decision, investors should refer to the Risk Factors in the Prospectus and Key Information Document. Tax treatment of the Xtrackers UCITS ETFs depends on the individual circumstances of each investor. Xtrackers (IE) plc is incorporated in Ireland with registered number 393802 and has its registered office at 78 Sir John Rogerson's Quay, Dublin 2, Ireland. DWS Investment S.A. acts as the management company of Xtrackers (IE) plc. The Investment Company may decide to terminate the arrangements made for the marketing of this fund. Complete information on the Fund, including all risks and costs, can be found in the relevant current prospectus. Together with the relevant key information document, these constitute the only binding sales documents for the Fund. Investors can obtain these documents, together with regulatory information, as well as the latest constitutional documents for the Fund in German from DWS Investment GmbH, Mainzer Landstraße 11-17, 60329 Frankfurt am Main or in English from DWS Investment S.A., 2, Boulevard Konrad Adenauer, L-1115 Luxembourg, in printed form free of charge, or available in respective languages from Germany: <https://etf.dws.com/de-de/> Austria: <https://etf.dws.com/de-at/> Belgium: <https://etf.dws.com/en-be/> France: <https://etf.dws.com/fr-fr/> Italy: <https://etf.dws.com/it-it/> Luxembourg: <https://etf.dws.com/en-lu/> Spain: <https://etf.dws.com/es-es/> Netherlands: <https://etf.dws.com/nl-nl/> Sweden: <https://etf.dws.com/sv-se/> and UK/Ireland: <https://etf.dws.com/en-gb/>. A summary of investor rights is available at www.etf.dws.com under "About Us – How to Complain?". **PAST PERFORMANCE IS NO GUARANTEE OF FUTURE RESULTS.** © 2024 DWS International GmbH acting through its branch offices where relevant

Index Disclaimer

The funds or securities referred to herein are not sponsored, endorsed, or promoted by MSCI, and MSCI bears no liability with respect to any such funds or securities or any index on which such funds or securities are based. The Prospectus of Xtrackers MSCI USA ESG UCITS ETF contains a more detailed description of the limited relationship MSCI has with Xtrackers and any related funds.

MSCI USA ESG UCITS ETF

Source: DWS
 Figures may not always add up to 100.00% due to rounding



THINK ETF. THINK X.