

# BlackRock Natural Resources Growth & Income Fund A2 USD

## SEPTEMBER 2020 FACTSHEET

Performance, Top Holdings, Portfolio Breakdowns and Characteristics, and Net Assets as at 30-Sep-2020. All other data as at 08-Oct-2020.

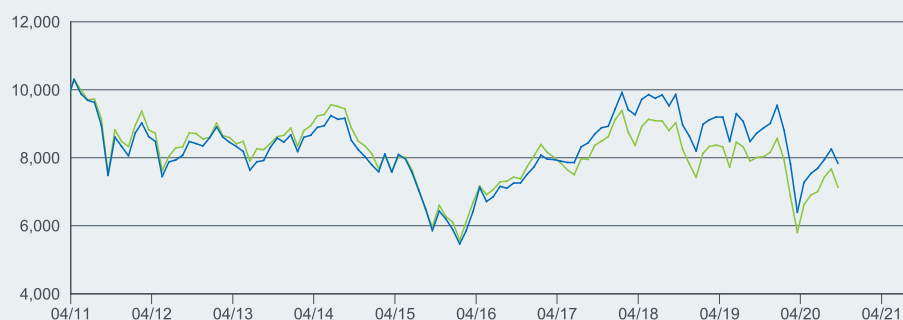
### IMPORTANT:

- The Fund's investments in equities could incur significant losses due to higher fluctuation of equity values. The Fund's income-generating investment strategy may reduce the potential for capital growth and future income of the Fund. The Fund's investments are concentrated in the natural resources sector. This may result in greater volatility than more broad-based investments.
- The Fund is subject to currency risk, emerging market risk, foreign investments restrictions risk, small-cap companies' volatility and liquidity risks, and contingent convertible bonds risk.
- Class 3(G), Class 4(G) and Class 5(G) Shares** pay dividends gross of expenses. Paying dividends gross of expenses may result in more income being available for distribution; however these shares may effectively pay dividends from capital – may amount to a partial return or withdrawal of an investor's original investment or capital gains. All declared dividends result in an immediate reduction in the NAV price of the share class on the ex-dividend date.
- The Fund may use derivatives for hedging and for investment purposes. However, usage for investment purposes will not be extensive. The Fund may suffer losses from its derivatives usage.
- The value of the Fund can be volatile and can go down substantially within a short period of time. It is possible that a certain amount of your investment could be lost.
- Investors should not make investment decisions based on this document alone. Investors should refer to the Prospectus and Key Facts Statement for details including risk factors.

### INVESTMENT OBJECTIVE

The Natural Resources Growth & Income Fund seeks to achieve capital growth and an above average income from its equity investments. The Fund invests at least 70% of its total assets in the equity securities of companies whose predominant economic activity is in the natural resources sector, such as, but not limited to, companies engaged in mining, energy and agriculture.

### GROWTH OF 10,000 SINCE LAUNCH



These figures show as a NAV change of the Fund based on a hypothetical 10,000 investment in the share class.

### CUMULATIVE PERFORMANCE (%)


	3 mths	6 mths	YTD	1 Year	2 Years	3 Years	5 Years	Since Launch
Share Class	1.86	22.93	-16.80	-10.99	-21.04	-14.71	19.63	-28.70
Benchmark	1.95	22.52	-17.90	-10.20	-20.57	-9.89	33.81	-21.66

### CALENDAR YEAR PERFORMANCE (%)

	2019	2018	2017	2016	2015
Share Class	15.50	-18.64	13.15	32.13	-24.88
Benchmark	16.41	-13.08	21.98	31.46	-24.50

Share class performance is calculated on a Net Asset Value (NAV) basis, with income reinvested, net of fees. Performance is calculated in the relevant share class currency, including ongoing charges and taxes and excluding subscription and redemption fees, if applicable. Benchmark performance displayed in denominated currency and for comparative purpose only. Source: BlackRock. **Past performance is not a guide to future performance and should not be the sole factor of consideration when selecting a product.** Investors may not get back the full amount invested.

### RATINGS



Morningstar, Inc. All Rights Reserved.

### KEY FACTS

<b>Asset Class</b>	Equity Income
<b>Morningstar Category</b>	Sector Equity Natural Resources
<b>Inception Date</b>	15-Apr-2011
<b>Share Class Launch Date</b>	15-Apr-2011
<b>Fund Base Currency</b>	USD
<b>Share Class Currency</b>	USD
<b>Fund Size (mil)</b>	76.04 USD
<b>Benchmark</b>	S&P Global Natural Resources Index
<b>Domicile</b>	Luxembourg
<b>Fund Type</b>	UCITS
<b>ISIN</b>	LU0612318385
<b>Bloomberg Index Ticker</b>	BGWA2U
<b>Distribution Frequency</b>	Non-Distributing

### PORTFOLIO MANAGERS

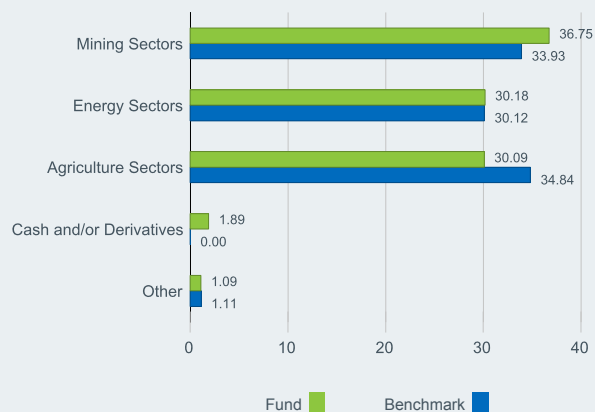
Tom Holl  
Alastair Bishop

### TOP HOLDINGS (%)

BHP GROUP PLC	6.44
TOTAL SE	5.06
CHEVRON CORP	4.96
VALE SA	4.42
CF INDUSTRIES HOLDINGS INC	4.21
NEWMONT CORPORATION	3.96
BARRICK GOLD CORP	3.94
FMC CORPORATION	3.85
BP PLC	3.45
WHEATON PRECIOUS METALS CORP	3.25
<b>Total</b>	<b>43.54</b>

Holdings subject to change.

## SECTOR BREAKDOWN (%)



Negative weightings may result from specific circumstances (including timing differences between trade and settlement dates of securities purchased by the funds) and/or the use of certain financial instruments, including derivatives, which may be used to gain or reduce market exposure and/or risk management. Allocations are subject to change. Due to rounding, the total may not be equal to 100 %.

## PORTFOLIO CHARACTERISTICS

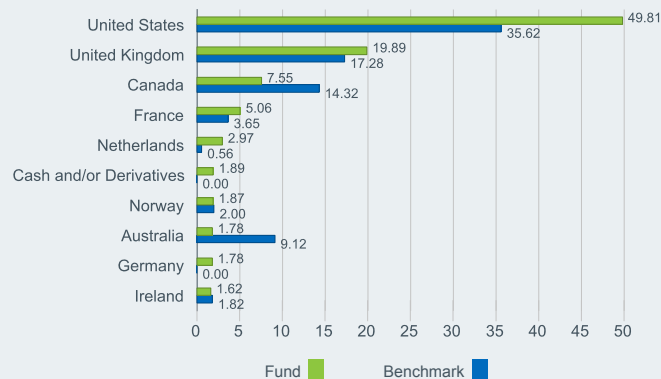
Weighted Average Market Capitalisation (millions)	46,081.75 USD
Price to Earnings Ratio	13.06x
Price to Book Ratio	1.39x

## FEES AND CHARGES

Max Initial Charge	5.00%
Management Fee (incl. Distribution Fee, if any)	1.50%
Performance Fee	0.00%

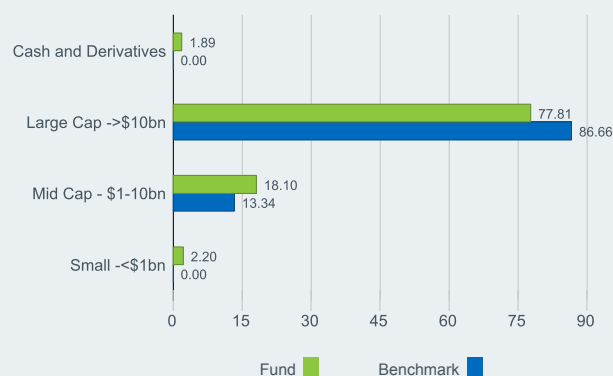
For Fee details, please refer to the Fund Prospectus.

## GEOGRAPHIC BREAKDOWN (%)



Geographic exposure relates principally to the domicile of the issuers of the securities held in the product, added together and then expressed as a percentage of the product's total holdings. However, in some instances it can reflect the geography where the issuer of the securities carries out much of their business. "Others" excluded from the chart above.

## MARKET CAPITALISATION (%)



+852 3903 2688



clientservice.asiapac@blackrock.com



www.blackrock.com/hk

Prior to 14 January 2019 the Fund was managed by Skye Macpherson. The Fund changed its investment policy and objective in 2017. Prior to this performance of the Fund was achieved under circumstances that no longer apply. Prior to 31 March 2016 the Fund was managed by Skye Macpherson, Tom Holl and Joshua Freedman. Prior to 1 December 2015 the Fund was managed by Desmond Cheung, Joshua Freedman and Tom Holl. Prior to 30 April 2015 the Fund was managed by Catherine Raw, Tom Holl, Desmond Cheung and Joshua Freedman. Prior to 20 January 2014 the Fund was managed by Richard Davis, Joshua Freedman and Tom Holl. The Fund name was changed from BlackRock World Resources Equity Income Fund to BlackRock Natural Resources Growth & Income Fund on 21 March 2013. The Fund investment objective was changed on 21 March 2013.

Sources: BlackRock and Morningstar. Performance is shown as of the month end in share class currency on a NAV to NAV price basis with income reinvested, net of fees. The above Fund data is for information only and does not constitute an offer or invitation to anyone to invest in any BlackRock Global Funds (BGF) and has not been prepared in connection with any such offer. The Funds mentioned in this document are Funds of BlackRock Global Funds. BGF is an open-ended investment company established in Luxembourg which is available for sale in certain jurisdictions only. BGF is not available for sale in the U.S. or to U.S. persons. Product information concerning BGF should not be published in the U.S. Investment involves risk. Past performance is not necessarily a guide to future performance or returns. The value of investments and the income from them can fluctuate and is not guaranteed. Rates of exchange may cause the value of investments to go up or down. Investors may not get back the amount they invest. Individual stock price/figure does not represent the return of the Fund. The investment returns are denominated in share class dealing currency, which may be a foreign currency. If so, US/HK dollar-based investors are therefore exposed to fluctuations in the US/HK dollar/foreign currency exchange rate. For Hong Kong investors, please refer to the BGF Prospectus for details, including risk factors. Issued by BlackRock Asset Management North Asia Limited. This material and the BlackRock website (www.blackrock.com/hk) have not been reviewed by the Securities and Futures Commission of Hong Kong. BlackRock is a registered trademark of BlackRock, Inc. © 2020 BlackRock, Inc. All Rights Reserved. All other trademarks are those of their respective owners.

**BLACKROCK®**  
**貝萊德**