



For Hong Kong Investors only

SICAV Range

FACT SHEET | August 31, 2020

JPMorgan Funds - Europe Dynamic Technologies Fund

- The Fund invests primarily in technologies (including but not limited to technology, media and telecommunication) related European companies.
- The Fund is therefore exposed to derivative, concentration, smaller companies, technologies (including but not limited to technology, media and telecommunication) related companies, currency, liquidity, equity and Eurozone sovereign debt crisis risks. For currency hedged share classes, the currency hedging process may not give a precise hedge and there is no guarantee that the hedging will be totally successful.
- The Fund may at its discretion pay dividends out of capital. The Fund may also at its discretion pay dividends out of gross income while charging all or part of the Fund's fees and expenses to the capital of the Fund, resulting in an increase in distributable amount for the payment of dividends and therefore, effectively paying dividends out of realised, unrealised capital gains or capital. Investors should note that, share classes of the Fund which pay dividends may distribute not only investment income, but also realised and unrealised capital gains or capital. Payment of dividends out of capital amounts to a return or withdrawal of part of an investor's original investment or from any capital gains attributable to that original investment. Any dividend payments, irrespective of whether such payment is made up or effectively made up out of income, realised and unrealised capital gains or capital, may result in an immediate reduction of the net asset value per share.
- Investors may be subject to substantial losses.
- Investors should not solely rely on this document to make any investment decision.



INVESTMENT OBJECTIVE

To provide long-term capital growth by investing primarily in technologies (including but not limited to technology, media and telecommunication) related European companies.

EXPERTISE

Fund Manager

Jonathan Ingram, John Baker, Alex Whyte

FUND INFORMATION (A (dist) - EUR)

Fund base currency

EUR

Total fund size (m)

USD 715.3

SEDOL

5807444

ISIN code

LU0104030142

Bloomberg code

FLEUTECH LX

Current charge

Initial : 5.0% of NAV

Redemption : 0%

Management fee : 1.5% p.a.

YIELD (%)

A (dist) - EUR

Denominated currency and NAV per unit

A (dist) - EUR : EUR 34.73

A (acc) - USD (hedged) : USD 397.96

12 month NAV

High : EUR 35.35 (27/08/20)

Low : EUR 20.59 (19/03/20)

Distribution frequency

(dist) : Expected annually

Last distribution^(xd date)

EUR 0.01 (05/09/19)

RATINGS

Morningstar Category™

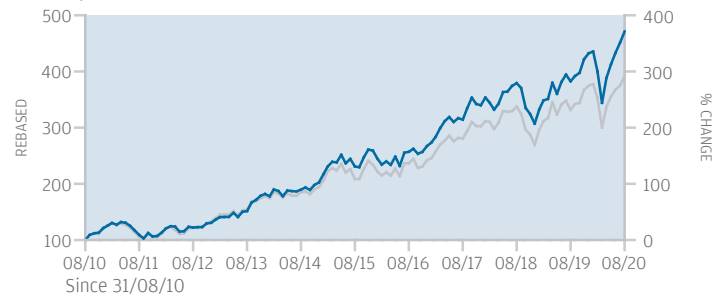
Sector Equity Technology

PERFORMANCE

CUMULATIVE PERFORMANCE (%)

JPM Europe Dynamic Technologies A (dist) - EUR

MSCI Europe Investable Market Information Technology 10/40 Index (Total Return Net)¹⁾



	1 month	1 year	3 years	5 years	Since launch ⁴⁾	Launch date
A (dist) - EUR	4.5	23.2	49.9	104.0	284.4	08/11/99
Benchmark (in EUR) ¹⁾	4.4	18.1	39.5	87.7	25.3	
A (acc) - USD (hedged)	4.3	23.3	58.1	131.5	191.3	03/03/14

CALENDAR YEAR PERFORMANCE (%)

	2015	2016	2017	2018	2019	2020YTD
A (dist) - EUR	27.9	3.1	27.2	-9.6	40.7	9.0
Benchmark (in EUR) ¹⁾	20.4	3.3	25.2	-11.0	39.2	4.5
A (acc) - USD (hedged)	25.3	7.2	32.4	-7.0	43.1	9.3

¹⁾Dividends reinvested after deduction of withholding tax. Prior to 01.04.08, Morgan Stanley Eurotree Price (Price change only, dividends not taken into account). ²⁾With the exception of the "Average annual return" figure, all data are calculated from the month end after inception. ³⁾Investments in, or exposure to, any single entity (other than Government and other public securities) cannot exceed 10% of the Fund's total net asset value. ⁴⁾Since 21.05.14 (share class reactivation day) for A (acc) - USD (hedged) Class. ⁵⁾Issued by AsianInvestor, 2020 award, reflecting performance as at the previous calendar year end. On 29.09.17, the Fund has been renamed. The Fund's investment objective and policy have also been updated to provide greater clarity. Please refer to the offering document for details. Unless stated otherwise, all information as at the last valuation date of the previous month. Source: J.P. Morgan Asset Management/Thomson Reuters Datastream (NAV to NAV in denominated currency with income reinvested). Source of star ratings: Morningstar, Inc. Risk ratings (if any) are based on J.P. Morgan Asset Management's assessment of relative risk by asset class and historical volatility of the fund where applicable. The risk ratings are reviewed annually or as appropriate and for reference only. Any overweight in any investment holding exceeding the limit set out in the Investment Restrictions was due to market movements and will be rectified shortly. It should be noted that due to the difference of the fund domiciles the valuation points used by Unit Trust range and SICAV range of funds for fair valuation (where applied) may vary. For details please refer to the respective offering document(s).

For funds offering classes with a distribution feature, such classes aim at monthly, quarterly, semi-annual or annual distribution as the case may be. Dividend rate is not guaranteed. Distributions may be paid from capital. The investment returns are calculated in denominated currency. For funds/classes denominated in foreign currencies, US/HK dollar-based investors are therefore exposed to fluctuations in the currency exchange rate. Investment involves risk. Past performance is not indicative of future performance. Please refer to the offering document(s) for details, including the risk factors. This document has not been reviewed by the SFC. Issued by JPMorgan Funds (Asia) Limited.

For more information, please contact your bank, financial adviser or visit am.jpmorgan.com/hk today.

PORTFOLIO ANALYSIS (A (dist) - EUR)

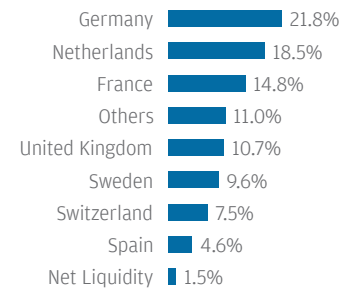
	3 years	5 years	Since Launch ²⁾
Correlation	0.98	0.98	0.93
Alpha %	0.23	0.19	0.43
Beta	0.97	0.95	0.81
Annualised volatility %	18.87	17.19	25.44
Sharpe ratio	0.79	0.91	0.20
Annualised tracking error %	3.88	3.82	10.93
Average annual return %	14.45	15.33	6.68

HOLDINGS³⁾ (as at end July 2020)

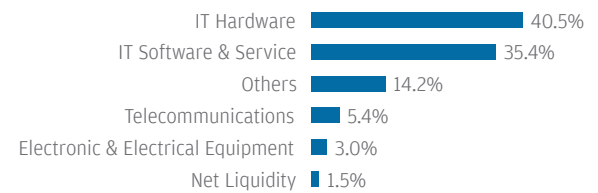
TOP 10	Market Sector	%
SAP	Germany IT Software & Service	6.4
Infineon Technologies	Germany IT Hardware	6.4
ASML	Netherlands IT Hardware	5.9
Adyen	Netherlands IT Software & Service	5.9
Ericsson	Sweden IT Hardware	5.2
Amadeus IT	Spain IT Software & Service	4.6
Capgemini	France IT Software & Service	4.6
STMicroelectronics	France IT Hardware	4.1
Nokia	Finland IT Hardware	3.8
ASM International	Netherlands IT Hardware	3.7

PORTFOLIO BREAKDOWN

Market



Sector



¹⁾Dividends reinvested after deduction of withholding tax. Prior to 01.04.08, Morgan Stanley Eurotec Price (Price change only, dividends not taken into account). ²⁾With the exception of the "Average annual return" figure, all data are calculated from the month end after inception. ³⁾Investments in, or exposure to, any single entity (other than Government and other public securities) cannot exceed 10% of the Fund's total net asset value. ⁴⁾Since 21.05.14 (share class reactivation day) for A (acc) - USD (hedged) Class. ⁵⁾Issued by AsianInvestor, 2020 award, reflecting performance as at the previous calendar year end. On 29.09.17, the Fund has been renamed. The Fund's investment objective and policy have also been updated to provide greater clarity. Please refer to the offering document for details. Unless stated otherwise, all information as at the last valuation date of the previous month. Source: J.P. Morgan Asset Management/Thomson Reuters Datastream (NAV to NAV in denominated currency with income reinvested). Source of star ratings: Morningstar, Inc. Risk ratings (if any) are based on J.P. Morgan Asset Management's assessment of relative risk by asset class and historical volatility of the fund where applicable. The risk ratings are reviewed annually or as appropriate and for reference only. Any overweight in any investment holding exceeding the limit set out in the Investment Restrictions was due to market movements and will be rectified shortly. It should be noted that due to the difference of the fund domiciles the valuation points used by Unit Trust range and SICAV range of funds for fair valuation (where applied) may vary. For details please refer to the respective offering document(s).

For funds offering classes with a distribution feature, such classes aim at monthly, quarterly, semi-annual or annual distribution as the case may be. Dividend rate is not guaranteed. Distributions may be paid from capital. The investment returns are calculated in denominated currency. For funds/classes denominated in foreign currencies, US/HK dollar-based investors are therefore exposed to fluctuations in the currency exchange rate. Investment involves risk. Past performance is not indicative of future performance. Please refer to the offering document(s) for details, including the risk factors. This document has not been reviewed by the SFC. Issued by JPMorgan Funds (Asia) Limited.

For more information, please contact your bank, financial adviser or visit am.jpmorgan.com/hk today.