



Unit Trust Range

JPMorgan Asia Equity Dividend Fund

- The Fund invests primarily (at least 70%) in equity securities of companies in the Asia Pacific region (excluding Japan) that the investment manager expects to pay dividends. The Fund will have limited RMB denominated underlying investments.
- The Fund is therefore exposed to a range of investment related risks which includes risks related to equity, dividend-paying equity (no guarantee that the companies that the Fund invests in and which have historically paid dividends will continue to pay dividends or to pay dividends at the current rates in the future), emerging markets, concentration, smaller companies, currency, liquidity, high volatility of the equity market in the Asian region, Chinese variable interest entity, hedging, derivatives, class currency, and currency hedged classes. For RMB hedged class, risks associated with the RMB currency and currency hedged classes risks. RMB is currently not freely convertible and RMB convertibility from offshore RMB (CNH) to onshore RMB (CNY) is a managed currency process subject to foreign exchange control policies of and restrictions imposed by the Chinese government. There can be no assurance that RMB will not be subject to devaluation at some point. The Manager may, under extreme market conditions when there is not sufficient RMB for currency conversion and with the approval of the Trustee, pay redemption monies and/or distributions in USD.
- Where the income generated by the Fund is insufficient to pay a distribution as the Fund declares, the Manager may at its discretion determine such distributions may be paid from capital including realised and unrealised capital gains. Investors should note that the payment of distributions out of capital represents a return or withdrawal of part of the amount they originally invested or from any capital gains attributable to that original investment. Any payments of distributions by the Fund may result in an immediate decrease in the net asset value per unit. Also, a positive distribution yield does not imply a positive return on the total investment.
- Investors may be subject to substantial losses.
- Investors should not solely rely on this document to make any investment decision.

Fund overview

Investment objective

To aim to provide income and long term capital growth by investing primarily (i.e. at least 70% of its total net asset value) in equity securities of companies in the Asia Pacific region (excluding Japan) that the investment manager expects to pay dividends.

Expertise

Fund Manager
Julie Ho, Ruben Lienhard

Fund Information (mth) - USD

Fund base currency

USD

Total fund size (m)

USD 994.5

SEDOL

BBMT4W1

ISIN code

HK0000151891

Bloomberg code

JPAEDUS HK

Current charge

Initial : 5.0% of NAV

Redemption : 0%

Management fee : 1.5% p.a.

Denominated currency and NAV per unit

(mth) - USD : USD 9.57

(acc) - HKD : HKD 15.96

(acc) - USD : USD 15.91

(mth) - AUD (hedged) : AUD 8.57

(mth) - CAD (hedged) : CAD 8.99

(mth) - EUR (hedged) : EUR 9.42

(mth) - GBP (hedged) : GBP 9.25

(mth) - HKD : HKD 9.62

(mth) - NZD (hedged) : NZD 8.77

(mth) - SGD (hedged) : SGD 9.16

(acc) - RMB (hedged) : RMB 18.23

(mth) - RMB (hedged) : RMB 9.77

12 month NAV

High : USD 9.94 (11/07/24)

Low : USD 8.34 (31/10/23)

Distribution frequency

(mth) : Expected monthly

Last distribution(xd date)/Annualised yield²⁾

USD 0.032 (31/07/24)/4.09%

AUD 0.0214 (31/07/24)/3.04%

CAD 0.0234 (31/07/24)/3.17%

EUR 0.0177 (31/07/24)/2.28%

GBP 0.0291 (31/07/24)/3.84%

HKD 0.0322 (31/07/24)/4.09%

NZD 0.0293 (31/07/24)/4.08%

SGD 0.017 (31/07/24)/2.25%

RMB 0.0115 (31/07/24)/1.42%

Yield

(mth) - USD

(mth) - AUD (hedged)

(mth) - CAD (hedged)

(mth) - EUR (hedged)

(mth) - GBP (hedged)

(mth) - HKD

(mth) - NZD (hedged)

(mth) - SGD (hedged)

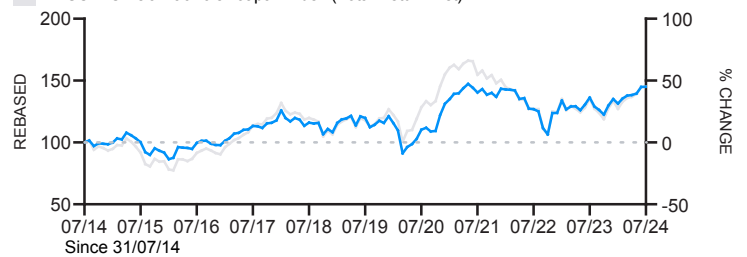
(mth) - RMB (hedged)

Performance

Cumulative Performance (%)

JPMorgan Asia Equity Dividend (mth) - USD

MSCI AC Asia Pacific ex Japan Index (Total Return Net)¹⁾



	1 month	1 year	3 years	5 years	Since launch	Launch date
(mth) - USD	0.1	6.4	3.3	21.1	58.6	31/05/13
Benchmark (in USD) ¹⁾	0.2	7.1	-6.3	23.1	65.2	
(acc) - HKD	0.1	6.6	3.8	20.9	59.6	31/05/13
(acc) - USD	0.1	6.4	3.2	21.0	59.1	31/05/13
(mth) - AUD (hedged)	-0.1	4.6	-2.0	9.6	47.9	31/05/13
(mth) - CAD (hedged)	0.0	5.6	1.1	15.7	47.3	31/05/13
(mth) - EUR (hedged)	0.0	4.5	-3.2	10.1	32.2	31/05/13
(mth) - GBP (hedged)	0.1	5.9	0.9	14.8	44.4	31/05/13
(mth) - HKD	0.1	6.5	3.8	20.7	59.4	31/05/13
(mth) - NZD (hedged)	0.0	5.7	1.3	14.9	60.9	31/05/13
(mth) - SGD (hedged)	0.0	4.4	-0.2	15.8	48.2	31/05/13
(acc) - RMB (hedged)	-0.2	3.7	0.2	20.7	82.3	17/03/14
(mth) - RMB (hedged)	-0.1	3.8	0.2	21.0	82.1	17/03/14

Calendar Year Performance (%)

	2019	2020	2021	2022	2023	2024YTD
(mth) - USD	12.0	8.3	9.3	-13.6	9.0	7.4
Benchmark (in USD) ¹⁾	19.2	22.4	-2.9	-17.5	7.4	8.7
(acc) - HKD	11.5	7.7	9.9	-13.5	9.2	7.4
(acc) - USD	12.0	8.2	9.2	-13.6	9.1	7.4
(mth) - AUD (hedged)	10.4	4.4	8.5	-15.2	6.8	6.4
(mth) - CAD (hedged)	10.7	6.2	8.8	-14.1	8.0	7.0
(mth) - EUR (hedged)	8.6	6.9	8.2	-16.0	6.5	6.4
(mth) - GBP (hedged)	9.5	6.4	8.9	-14.6	8.1	7.2
(mth) - HKD	11.5	7.6	9.9	-13.6	9.1	7.4
(mth) - NZD (hedged)	10.5	5.6	8.9	-14.2	8.2	6.9
(mth) - SGD (hedged)	10.8	7.6	9.3	-14.2	7.3	6.2
(acc) - RMB (hedged)	11.8	9.9	12.0	-13.5	5.8	5.9
(mth) - RMB (hedged)	11.8	9.8	12.0	-13.5	5.9	5.9

¹⁾Dividends reinvested after deduction of withholding tax. ²⁾Annualised yield = [(1+distribution per unit/ex-dividend NAV)^{distribution frequency}]-1. The annualised dividend yield is calculated based on the latest dividend distribution with dividend reinvested, and may be higher or lower than the actual annual dividend yield. Positive distribution yield does not imply positive return. ³⁾With the exception of the "Average annual return" figure, all data are calculated from the month end after inception. ⁴⁾Investments in, or exposure to, any single entity (other than Government and other public securities) cannot exceed 10% of the Fund's total net asset value. ⁵⁾Issued by AsianInvestor, 2022 award, reflecting performance as at the previous calendar year end. ⁶⁾Issued by Refinitiv Lipper, 2023 award reflecting performance as of 31.12.2022. Refinitiv Lipper Fund Awards, 2023 Refinitiv. All rights reserved. Used by permission and protected by the Copyright Laws of the United States. The printing, copying, redistribution, or retransmission of this content without express written permission is prohibited. Unless stated otherwise, all information as at the last valuation date of the previous month. Source: J.P. Morgan Asset Management/RIMES (NAV to NAV in denominated currency with income reinvested). Source of ratings: Morningstar, Inc., Medalist Rating - Bronze awarded to A (mth) - USD Class and (mth) - HKD Class. 2023 Morningstar, Inc. All rights reserved. The information contained herein: (1) is proprietary to Morningstar and/or its content providers; (2) may not be copied or distributed; and (3) is not warranted to be accurate, complete, or timely. Neither Morningstar nor its content providers are responsible for any damages or losses arising from any use of this information. Past performance is no guarantee of future results. Risk ratings (if any) are based on J.P. Morgan Asset Management's assessment of relative risk by asset class and historical volatility of the fund where applicable. The risk ratings are reviewed annually or as appropriate and for reference only. Any overweight in any investment holding exceeding the limit set out in the Investment Restrictions was due to market movements and will be rectified shortly. It should be noted that due to the difference of the fund domiciles the valuation points used by Unit Trust range and SICAV range of funds for fair valuation (where applied) may vary. For details please refer to the respective offering document(s). The AUD/CAD/EUR/GBP/NZD/RMB/SGD Hedged Classes (where applicable) are not recommended for investors whose base currency of investment is not in the aforesaid currencies. For funds offering classes with a distribution feature, such classes aim at monthly, quarterly, semi-annual or annual distribution as the case may be. Dividend rate is not guaranteed. Distributions may be paid from capital. The investment returns are calculated in denominated currency. For funds/classes denominated in foreign currencies, US/HK dollar-based investors are therefore exposed to fluctuations in the currency exchange rate. Investment involves risk. Past performance is not indicative of future performance. Please refer to the offering document(s) for details, including the risk factors. This document has not been reviewed by the SFC. Issued by JPMorgan Funds (Asia) Limited. For more information, please contact your bank, financial adviser or visit am.jpmorgan.com/hk today.

Portfolio Analysis ((mth) - USD)

	3 years	5 years	Since Launch ³⁾
Correlation	0.98	0.95	0.95
Annualized Alpha %	2.81	0.08	0.23
Beta	0.86	0.90	0.85
Annualised volatility %	16.20	17.56	14.58
Sharpe ratio	-	0.09	0.18
Annualised tracking error %	4.38	5.58	5.01
Average annual return %	1.10	3.90	4.21

Holdings⁴⁾ (as at end June 2024)

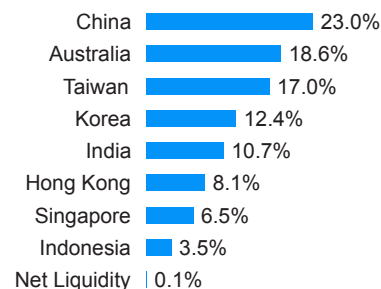
TOP 10	Market	Sector	%
Taiwan Semiconductor Manufacturing	Taiwan	Information Technology	9.9
Samsung Electronics	Korea	Information Technology	7.6
Tencent Holdings	China	Communication Services	5.0
HDFC Bank	India	Financials	2.7
Infosys	India	Information Technology	2.7
Santos	Australia	Energy	2.4
Telstra Group	Australia	Communication Services	2.3
China Yangtze Power	China	Utilities	2.3
AIA Group	Hong Kong	Financials	2.1
Rio Tinto	Australia	Materials	2.0

Ratings

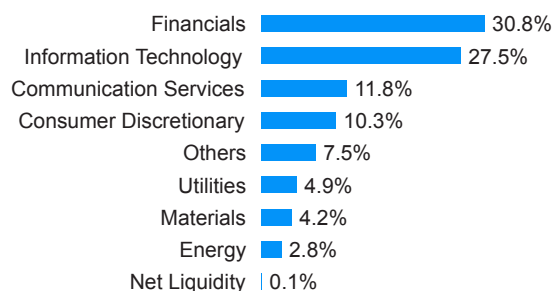
Medalist Rating	Bronze
Analyst-Driven %	100
Data Coverage %	100
Category	Asia-Pacific ex-Japan Equity Income

Portfolio Breakdown

Market



Sector



1)Dividends reinvested after deduction of withholding tax. 2)Annualised yield = [(1+distribution per unit/ex-dividend NAV)^{distribution frequency}]-1. The annualised dividend yield is calculated based on the latest dividend distribution with dividend reinvested, and may be higher or lower than the actual annual dividend yield. Positive distribution yield does not imply positive return. 3)With the exception of the "Average annual return" figure, all data are calculated from the month end after inception. 4)Investments in, or exposure to, any single entity (other than Government and other public securities) cannot exceed 10% of the Fund's total net asset value. 5)Issued by AsianInvestor, 2022 award, reflecting performance as at the previous calendar year end. 6)Issued by Refinitiv Lipper, 2023 award reflecting performance as of 31.12.2022. Refinitiv Lipper Fund Awards, 2023 Refinitiv. All rights reserved. Used by permission and protected by the Copyright Laws of the United States. The printing, copying, redistribution, or retransmission of this content without express written permission is prohibited. Unless stated otherwise, all information as at the last valuation date of the previous month. Source: J.P. Morgan Asset Management/RIMES (NAV to NAV in denominated currency with income reinvested). Source of ratings: Morningstar, Inc., Medalist Rating - Bronze awarded to A (mth) - USD Class and (mth) - HKD Class. 2023 Morningstar, Inc. All rights reserved. The information contained herein: (1) is proprietary to Morningstar and/or its content providers; (2) may not be copied or distributed; and (3) is not warranted to be accurate, complete, or timely. Neither Morningstar nor its content providers are responsible for any damages or losses arising from any use of this information. Past performance is no guarantee of future results. Risk ratings (if any) are based on J.P. Morgan Asset Management's assessment of relative risk by asset class and historical volatility of the fund where applicable. The risk ratings are reviewed annually or as appropriate and for reference only. Any overweight in any investment holding exceeding the limit set out in the Investment Restrictions was due to market movements and will be rectified shortly. It should be noted that due to the difference of the fund domiciles the valuation points used by Unit Trust range and SICAV range of funds for fair valuation (where applied) may vary. For details please refer to the respective offering document(s). The AUD/CAD/EUR/GBP/NZD/RMB/SGD Hedged Classes (where applicable) are not recommended for investors whose base currency of investment is not in the aforesaid currencies. For funds offering classes with a distribution feature, such classes aim at monthly, quarterly, semi-annual or annual distribution as the case may be. Dividend rate is not guaranteed. Distributions may be paid from capital. The investment returns are calculated in denominated currency. For funds/classes denominated in foreign currencies, US/HK dollar-based investors are therefore exposed to fluctuations in the currency exchange rate. Investment involves risk. Past performance is not indicative of future performance. Please refer to the offering document(s) for details, including the risk factors. This document has not been reviewed by the SFC. Issued by JPMorgan Funds (Asia) Limited. For more information, please contact your bank, financial adviser or visit am.jpmorgan.com/hk today.