

Fund description

Investment objective and overview

The investment objective of the Fund is to achieve capital appreciation. The Fund seeks to achieve this objective through investing primarily in equity and equity related securities (such as warrants and rights issues) of companies listed on or dealt in Recognised Markets worldwide, and up to 10% of its net assets in unlisted equities, in each case which demonstrate long term growth opportunities within sectors whose business models are driven by new technologies.

Opportunities

The Fund invests in a broadly diversified equity universe and seeks opportunities for returns wherever they exist. The objective is to identify the potential investments that, in the Investment manager's opinion, are attractive and could generate positive opportunities for investors. A highly qualified and experienced management team actively manages the Fund on the basis of a fundamental valuation approach.

Risk factors

Capital at Risk: all financial investments involve an element of risk. Therefore, the value of the investment and the income from it will vary and the initial investment amount cannot be guaranteed.

Concentration Risk: concentration in a limited number of securities and industry sectors may result in more volatility than investing in broadly diversified funds.

Counterparty / Derivatives Risk: if a counterparty to a financial derivative contract were to default, the value of the contract, the cost to replace it and any cash or securities held by the counterparty to facilitate it, may be lost.

Currency Risk - Non Base Currency Share Class: non-base currency share classes may or may not be hedged to the base currency of the Fund. Changes in exchange rates will have an impact on the value of shares in the Fund which are not denominated in the base currency. Where hedging strategies are employed, they may not be fully effective.

Equity: investments in equities (directly or indirectly via derivatives) may be subject to significant fluctuations in value.

Special Country Risk / China: changes in China's political, social or economic policies may significantly affect the value of the Fund's investments. China's tax law is also applied under policies that may change without notice and with retrospective effect.

List Not Exhaustive: This list of risk factors is not exhaustive. Please refer to the relevant Fund's Prospectus.

Fund performance

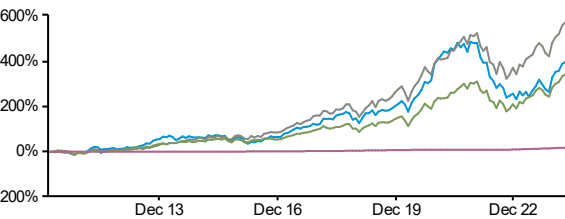
Performance in %

| | YTD | 1M | 3M | 1Y | 3Y | 5Y | Since launch | 3Y | 5Y | Since launch |
|-------------|-------|------|-------|-------|-------|--------|--------------|-------|-------|--------------|
| Fund | 9.53 | 1.78 | 9.53 | 35.92 | -7.66 | 84.08 | 395.51 | -2.63 | 12.97 | 12.93 |
| Benchmark | 10.27 | 1.86 | 10.27 | 31.46 | 30.04 | 119.70 | 568.62 | 9.17 | 17.04 | 15.53 |
| Benchmark 2 | 10.27 | 1.86 | 10.27 | 31.46 | 30.04 | 104.27 | 340.33 | 9.17 | 17.04 | 11.92 |

Rolling performance

| Mar - Mar (%) | 2019 - 2020 | 2020 - 2021 | 2021 - 2022 | 2022 - 2023 | 2023 - 2024 |
|---------------|-------------|-------------|-------------|-------------|-------------|
| Fund | 2.59 | 94.31 | -8.07 | -26.09 | 35.92 |
| Benchmark | 6.56 | 58.54 | 9.43 | -9.61 | 31.46 |
| Benchmark 2 | -0.92 | 58.54 | 9.43 | -9.61 | 31.46 |

Performance - % Growth

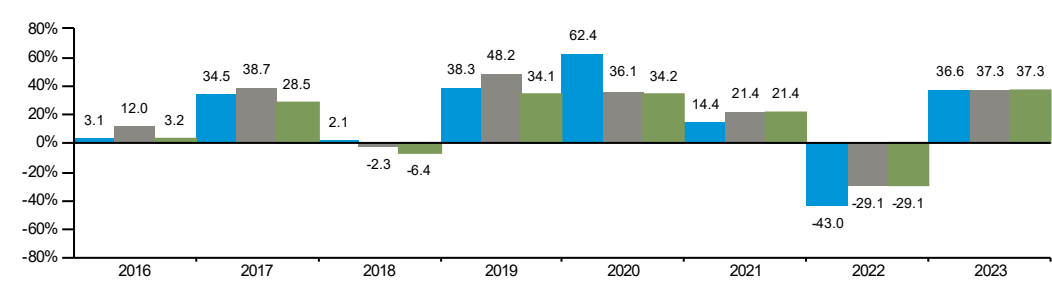


Fund statistics*

| Statistic | Fund | Benchmark | Benchmark 2 |
|-----------------------------------|-------|-----------|-------------|
| Annualised standard deviation (%) | 23.08 | 20.80 | 20.80 |
| Beta | 1.00 | n.a. | n.a. |
| Correlation | 0.91 | n.a. | n.a. |
| Sharpe ratio** | -0.24 | 0.29 | 0.29 |
| Tracking error (%) | 9.72 | n.a. | n.a. |

* Computed over 3 years
**Risk free rate is Average USD 1 Month Deposit Rate

Calendar year performance in %



Key to charts and tables:

Fund: GAM Star Disruptive Growth Institutional USD Acc Benchmark: MSCI World Growth in USD Gross Total Return Benchmark 2: MSCI World Growth in USD Gross Total Return
Benchmark 3: Average USD 1 Month Deposit Rate Return

Past performance is not an indicator of future performance and current or future trends. The performance values refer to the net asset value and are calculated without the commission and costs incurred on issue, redemption or swapping (e.g. transaction and custody costs of the investor). The fund does not include the security of capital which is characteristic of a deposit with a bank or building society. The indications are based on figures denominated in USD. If this currency is different from the currency of the country in which the investor is resident, the return may increase or decrease as a result of currency fluctuations. Indices cannot be purchased directly.

Before subscribing, please read the prospectus and the KIID which are available at www.gam.com or from your distributor.

Benchmark: Until 20.01.2020 MSCI World Information Technology Index.

Fund facts

Fund management company: GAM Fund Management Limited
Investment management company: GAM International Management Limited
Fund managed by: Mark Hawtin
Legal structure: PLC (IE)
Domicile: Ireland
Benchmark: MSCI World Growth in USD Gross Total Return
Benchmark 3: Average USD 1 Month Deposit Rate Return
IA Sector: Global
Inception date of the fund: 01.02.2011
Inception date of the class: 01.02.2011
Total fund assets: USD 237.83 m
Base currency of the class: USD
Currency hedging: not hedged against base currency
Min investment of the class: USD 20,000,000
Dealing day: Daily
Subscriptions (Cut off): Daily (12:00 GMT)
Redemptions (Cut off): Daily (12:00 GMT)
Investment manager and sponsor fees: 0.65%
Please see the current fund prospectus for further details on fees and charges.
Ongoing charge: 0.88%, 31.12.2023
Performance fee calculation methodology: 10% of any Share Class Return above the MSCI World Growth Index, subject to a High Water Mark.
Performance fee: 0.00%, 31.12.2023
ISIN: IE00B5L06T43
Bloomberg: GSTEUIA ID
SEDOL: B5L06T4
Valoren: 12300733
WKN: A1H7SP
Data sources: RIMES

Contact details

GAM Fund Management Limited
Dockline,
Mayor Street,
IFSC, Dublin, Ireland
Freephone: 0800 919 927 (UK only)
Tel: +353 (0) 1 6093927
Fax: +353 (0) 1 6117941

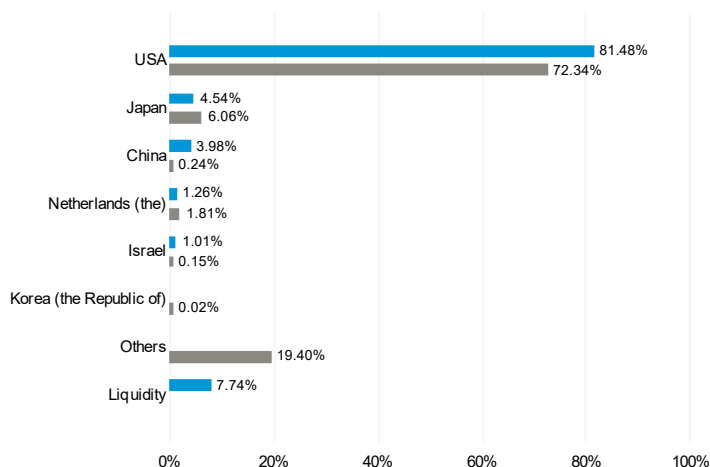
For updates on this fund see www.gam.com. Access may be subject to certain restrictions.

Asset allocation

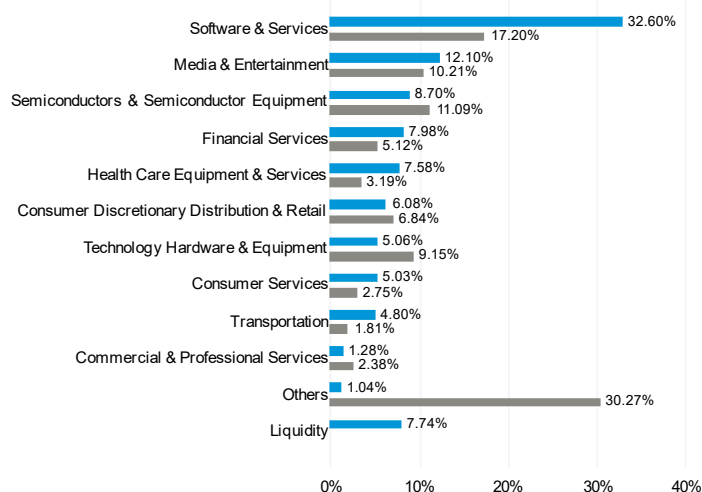
Top 10 holdings

| Name | % of Fund |
|------------------------|--------------|
| Microsoft Corp | 9.41 |
| NVIDIA Corp | 5.55 |
| Amazon.com Inc | 5.11 |
| Intuitive Surgical Inc | 4.68 |
| Alphabet Inc | 4.40 |
| Meta Platforms Inc | 3.96 |
| Netflix Inc | 3.38 |
| Uber Technologies Inc | 3.32 |
| PayPal Holdings Inc | 3.09 |
| Dell Technologies Inc | 2.99 |
| Total | 45.89 |

Geographic breakdown



Industry breakdown



Key to charts and tables:

Fund: GAM Star Disruptive Growth Institutional USD Acc Benchmark: MSCI World Growth in USD Gross Total Return

Allocations and holdings are subject to change. Geographic breakdown is classified using country of risk. Past performance is not an indicator of future performance and current or future trends.

Risk profile



Glossary

High water mark: the high water mark principle establishes a cap on or allows for a potential rise in performance fees. According to this principle, the investment fund manager only receives the relevant remuneration when the fund exceeds the highest level of return that it has ever achieved.

Ongoing charge: the ongoing charge is a measure of the annual expenses incurred by a fund and is expressed as a percentage. It allows an accurate comparison of the costs of funds from different companies to be made.

Risk rating: The summary risk indicator is a combination of a market risk measure and credit risk measure. The market risk measure is based on an annualized volatility measure, calculated over the last 5 years of history if available. Where 5 years' performance history is not available the data is supplemented by proxy fund, benchmark data or a simulated historical series as appropriate. This profile is determined using historical data, as such may not be a reliable indication for the future risk profile. The credit risk measure is assessing credit and concentration risk within the portfolio. The indicators are not guaranteed and may shift over time. The lowest category does not mean 'risk free'.

Important legal information

Source: GAM, unless otherwise stated. (Where applicable and, unless otherwise noted, performance is shown net of fees, on a NAV to NAV basis). GAM has not independently verified the information from other sources and GAM gives no assurance, expressed or implied, as to whether such information is accurate, true or complete. This material is confidential and intended solely for the use of the person, persons or entities with nationality of or respectively with their residence, domicile or registered office in a State or Country in which such distribution, publication, making available or use is contrary to laws or other regulations, and may not be reproduced, copied or given, in whole or in part, to any other person. Nothing contained herein constitutes investment, legal, tax or other advice, nor is it to be solely relied on in making an investment or other decision. This document qualifies as marketing material. The views expressed herein are those of the manager at the time and are subject to change. **The price of shares may go down as well as up and the price will depend on fluctuations in financial markets outside GAM's control. As a result an investor may not get back the amount invested. Past performance is not indicative of future performance and reference to a security is not a recommendation to buy or sell that security. Allocations and holdings are subject to change.** This document is a mere

advertisement and not an invitation to invest in any GAM product or strategy. Investments should only be made after a thorough reading of the current prospectus, the collective investment agreement (contractual funds), the articles of association/investment regulations/company agreement (corporate funds), the Key Investor Information Document ("KIID", "BIB" or similar) and the current annual and semi-annual reports (the "legal documents"), as well as after consulting an independent finance and tax specialist. The legal documents can be obtained in hard copy and free of charge from the addresses indicated below. Some of the sub-funds may not be registered for sale in all jurisdictions. Therefore, no active marketing must be carried out for them. Subscriptions will only be received and shares or units issued on the basis of the current fund prospectus. Shares of the fund have not been registered under the US Securities Act of 1933, as amended (the "Securities Act") and the fund is not registered under the US Investment Company Act of 1940, as amended (the "Company Act"). Accordingly, such shares may not be offered, sold or distributed in the United States or to US persons unless an exemption from registration under the Securities Act and the Company Act is available. In addition, certain GAM products are closed to all US investors. This material/presentation mentions one or several sub-funds of GAM Star Fund p.l.c., registered office at Dockline, Mayor Street, IFSC, Dublin, Ireland, an umbrella investment company with variable capital and segregated liability between the sub-funds, incorporated under the laws of Ireland and authorised by the Central Bank of Ireland (CBI) as a UCITS Fund in accordance with the Directive 2009/65/EC. Management Company is GAM Fund Management Limited, Dockline, Mayor Street, IFSC, Dublin, Ireland. NETHERLANDS: The English version of the prospectus and the Dutch version of the KIID can be obtained free of charge on the internet at www.gam.com. The Management Company may decide to terminate the marketing arrangements made for the fund(s) in accordance with Article 93a of Directive 2009/65/EC / Article 32a of Directive 2011/61/EU (as applicable). A summary of shareholder rights can be obtained, free of charge, on the internet: www.gam.com/en/policies-and-disclosures.