

Z Accumulation GBP | Data as at 31.12.2023

### Fund objectives and investment policy

The fund aims to provide income and capital growth of between 4.5% and 6.5% per annum (after fees have been deducted) over a 3 to 5 year period by investing in bonds worldwide. This cannot be guaranteed and your capital is at risk.

Above is the Investment Objective of the fund. For details on the full fund's Investment Policy please see the KIID.

Relevant risks associated with an investment in this fund are shown below and should be carefully considered before making any investment. Past Performance is not a guide to future performance and may not be repeated. The value of investments and the income from them may go down as well as up and investors may not get back the amounts originally invested. Exchange rate changes may cause the value of investments to fall as well as rise. Performance data does not take into account any commissions and costs, if any, charged when units or shares of any fund, as applicable, are issued and redeemed.

### Share class performance (%)

Cumulative performance	1 month	3 months	YTD	1 year	3 years	5 years	10 years
Share class (Net)	2.9	5.6	13.6	13.6	8.1	27.4	64.7
Comparator	2.9	5.6	10.9	10.9	4.3	20.2	35.5

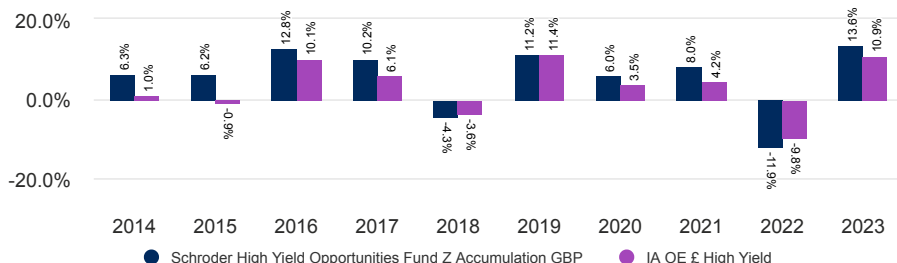
  

Discrete yearly performance (%)	Dec 13 - Dec 14	Dec 14 - Dec 15	Dec 15 - Dec 16	Dec 16 - Dec 17	Dec 17 - Dec 18	Dec 18 - Dec 19	Dec 19 - Dec 20	Dec 20 - Dec 21	Dec 21 - Dec 22	Dec 22 - Dec 23
Share class (Net)	5.0	5.0	11.4	9.9	-4.3	11.2	6.0	8.0	-11.9	13.6
Comparator	1.0	-0.9	10.1	6.1	-3.6	11.4	3.5	4.2	-9.8	10.9

Calendar year performance	2014	2015	2016	2017	2018	2019	2020	2021	2022	2023
Share class (Net)	6.3	6.2	12.8	10.2	-4.3	11.2	6.0	8.0	-11.9	13.6
Comparator	1.0	-0.9	10.1	6.1	-3.6	11.4	3.5	4.2	-9.8	10.9

### Performance over 10 years (%)



Please see the Benchmark section under Important information for more details.

### Ratings and accreditation



Please refer to the Source and ratings information section for details on the icons shown above.

### Fund facts

Fund manager	Daniel Pearson
Managed fund since	17.09.2018
Fund management company	Schroder Unit Trusts Limited
Domicile	United Kingdom
Fund launch date	14.02.2000
Share class launch date	28.05.2012
Fund base currency	GBP
Share class currency	GBP
Fund size (Million)	GBP 451.72
Number of holdings	212
Comparator	IA OE £ High Yield
Unit NAV	GBP 1.0050
Dealing frequency	Daily
Distribution frequency	Monthly

### Fees & expenses

Ongoing charge	0.72%
Redemption fee	0.00%

### Purchase details

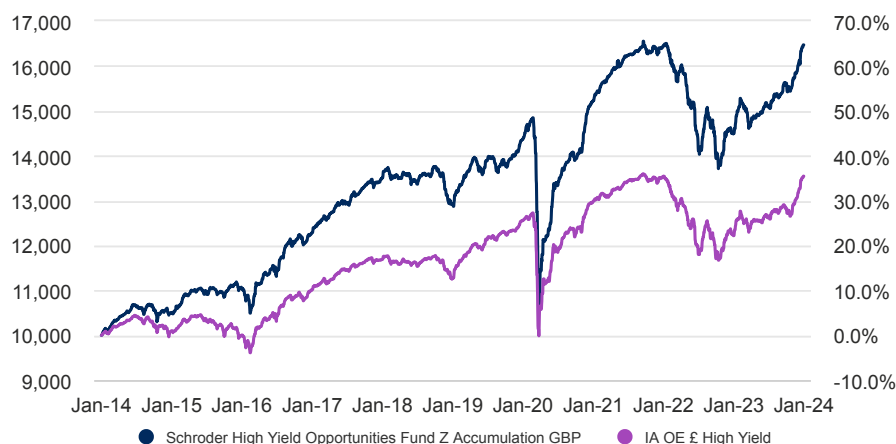
Minimum initial subscription	GBP 50,000
------------------------------	------------

### Codes

ISIN	GB00B83RDY83
Bloomberg	SCMHIZA LN
SEDOL	B83RDY8

Z Accumulation GBP | Data as at 31.12.2023

### 10 year return of GBP 10,000



The chart is for illustrative purposes only and does not reflect an actual return on any investment.

Returns are calculated bid to bid (which means performance does not include the effect of any initial charges), net income reinvested, net of fees.

### Risk considerations

**Capital erosion:** As a result of fees being charged to capital, the distributable income of the fund may be higher, but there is the potential that performance or capital value may be eroded.

**Counterparty risk:** The fund may have contractual agreements with counterparties. If a counterparty is unable to fulfil their obligations, the sum that they owe to the fund may be lost in part or in whole.

**Credit risk:** A decline in the financial health of an issuer could cause the value of its bonds to fall or become worthless.

**Currency risk:** The fund may lose value as a result of movements in foreign exchange rates, otherwise known as currency rates.

**Derivatives risk:** Derivatives, which are financial instruments deriving their value from an underlying asset, may be used to manage the portfolio efficiently. The fund may also materially invest in derivatives including using short selling and leverage techniques with the aim of making a return. A derivative may not perform as expected, may create losses greater than the cost of the derivative and may result in losses to the fund.

**Event risk:** The fund will take significant positions on companies involved in mergers, acquisitions, reorganisations and other corporate events. These may not turn out as expected and may result in losses to the fund.

**High yield bond risk:** High yield bonds (normally lower rated or unrated) generally carry greater market, credit and liquidity risk meaning greater uncertainty of returns.

**IBOR risk:** The transition of the financial markets away from the use of interbank offered rates (IBORs) to alternative reference interest rates may impact the valuation of certain holdings and disrupt liquidity in certain instruments. This may impact the investment performance of the fund.

**Interest rate risk:** The fund may lose value as a direct result of interest rate changes.

**Liquidity risk:** In difficult market conditions, the fund may not be able to sell a security for full value or at all. This could affect performance and could cause the fund to defer or suspend redemptions of its shares, meaning investors may not be able to have immediate access to their holdings.

**Market risk:** The value of investments can go up and down and an investor may not get back the amount initially invested.

**Operational risk:** Operational processes, including those related to the safekeeping of assets, may fail. This may result in losses to the fund.

**Performance risk:** Investment objectives express an intended result but there is no guarantee that such a result will be achieved. Depending on market conditions and the macro economic environment, investment objectives may become more difficult to achieve.

### Synthetic risk & reward indicator (SRRRI)

#### LOWER RISK

Potentially lower reward

#### HIGHER RISK

Potentially higher reward



The risk category was calculated using historical performance data and may not be a reliable indicator of the fund's future risk profile. The fund's risk category is not guaranteed to remain fixed. Please see the Key Investor Information Document for more information.

### Risk statistics & financial ratios

	Fund	Comparator
<b>Annual volatility (%) (3y)</b>	7.7	6.8
<b>Effective duration (years)</b>	3.2	-
<b>Current yield (%)</b>	6.4	-
<b>Yield to maturity</b>	10.9	-

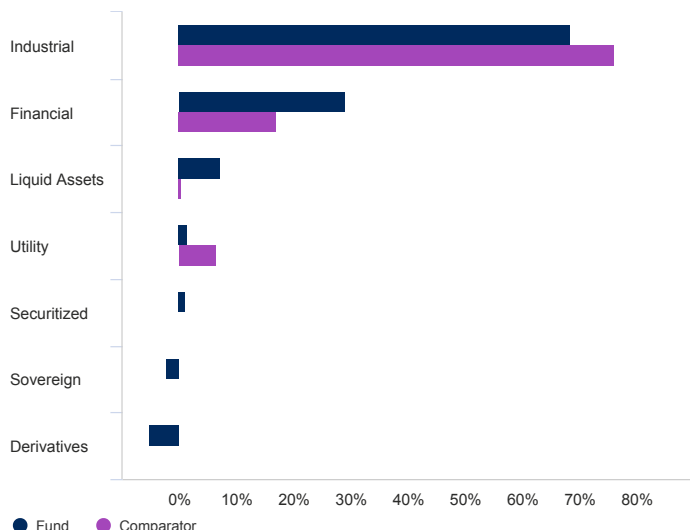
Source: Morningstar. The above ratios are based on bid to bid price based performance data. Please note this is an accumulation share class and as such the investor will not receive an income distribution. Any income will be reinvested into the fund.

Z Accumulation GBP | Data as at 31.12.2023

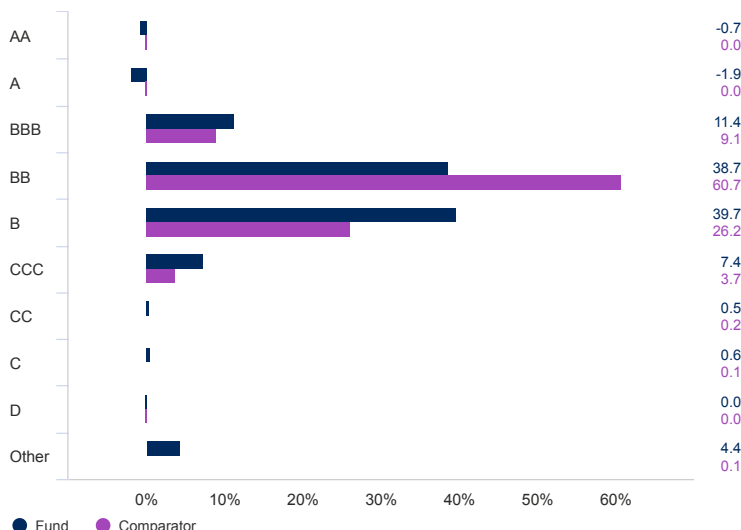
### Asset allocation

Target refers to the Benchmark listed in the Fund facts section and described under the Share class performance section on page 1.

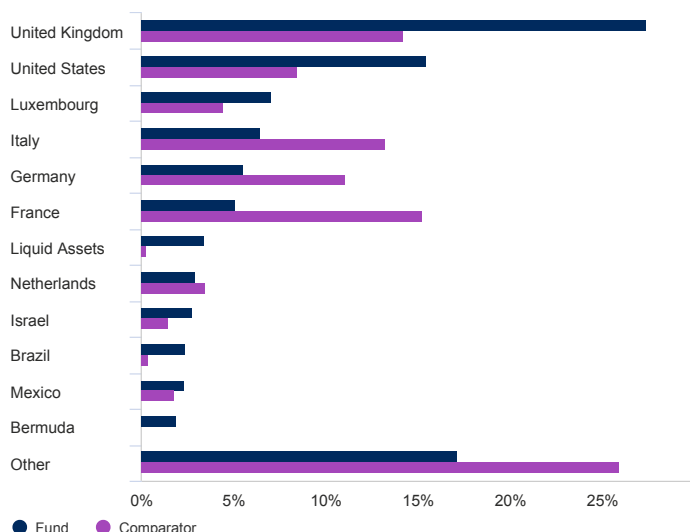
#### Sector (%)



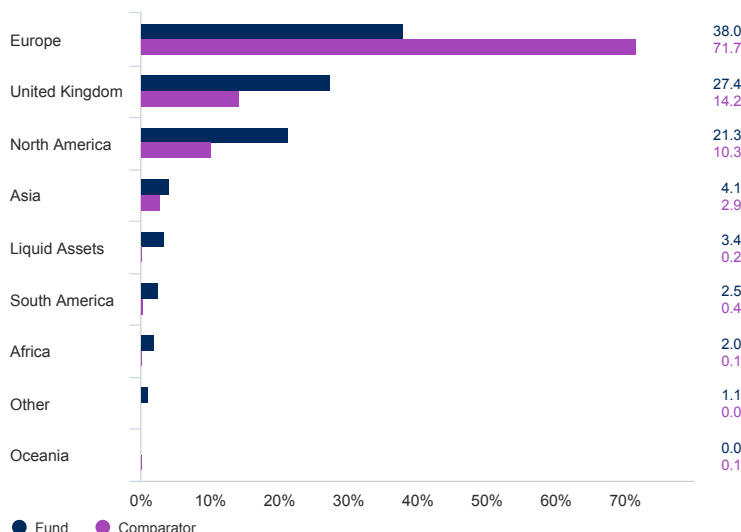
#### Credit quality (%)



#### Geographical breakdown (%)



#### Region (%)



#### Top 10 holdings (%)

Holding name	%
ENERGY TRANSFER LP FRN 31/12/2079 SERIES A	2.3
MARCOLIN SPA 6.1250 15/11/2026 SERIES REGS	2.2
TALKTALK TELECOM GROUP 3.8750 20/02/2025 REGS	2.1
TIBCO SOFTWARE INC 6.5000 31/03/2029 SERIES 144A	2.1
HIGHLAND HOLDINGS BOND 7.6250 15/10/2025 SERIES 144A	1.9
MPT OPERATING PARTNERSHIP LP / MPT FINANCE CORPORATION 3.3250 24/03/2025	1.9
GALAXY FINCO LIMITED 9.2500 31/07/2027 SERIES REGS	1.7
VILLA DUTCH BIDCO BV 9.0000 03/11/2029 SERIES REGS	1.7
LA FINACIERE ATALIAN SAS 4.0000 15/05/2024 REGS	1.6
BARCLAYS PLC 9.2500 31/12/2079 SERIES CORP	1.6

Source: Schroders. Top holdings and asset allocation are at fund level.

Z Accumulation GBP | Data as at 31.12.2023

## Share class available

	Z Accumulation GBP	Z Income GBP
<b>Distribution frequency</b>	Monthly	Monthly
<b>ISIN</b>	GB00B83RDY83	GB00B5143284
<b>Bloomberg</b>	SCMHIZA LN	SCHMHCI LN
<b>SEDOL</b>	B83RDY8	B514328

## Contact information

Schroder Unit Trusts Limited  
1 London Wall Place  
London  
United Kingdom  
EC2Y 5AU  
Tel: 0800 182 2399  
Fax: 0333 207 4504

For your security, communications may be taped or monitored.

## Information relating to changes in fund manager, investment objective, benchmark and corporate action information

Some performance differences between the fund and the benchmark may arise because the fund performance is calculated at a different valuation point from the benchmark. The fund's performance should be assessed against the income and capital growth target of between 4.5% and 6.5% per year, and compared against the Investment Association High Yield Investment sector average return. Daniel Pearson and Team replaced Michael Scott and Credit Team as Fund Manager for this fund on 17.09.2018.

### Benchmarks:

On 17.02.2017 Schroders Monthly High Income Fund changed its name to Schroders High Yield Opportunities Fund. Benchmark names in this document may be abbreviated. Please refer to the funds' legal documents for the full benchmark name.

The investment manager invests on a discretionary basis and there are no restrictions on the extent to which the fund's portfolio and performance may deviate from the benchmark. The investment manager will invest in companies or sectors not included in the benchmark in order to take advantage of specific investment opportunities.

## Source and ratings information

Source of all performance data, unless otherwise stated: Morningstar, bid to bid, net income reinvested, net of fees.

**Morningstar Rating:** © Morningstar 2023. All Rights Reserved. The information contained herein: (1) is proprietary to Morningstar and/or its content providers; (2) may not be copied or distributed; and (3) is not warranted to be accurate, complete or timely. Neither Morningstar nor its content providers are responsible for any damages or losses arising from any use of this information. Past performance is no guarantee of future results.

## Important information

### Costs:

Certain costs associated with your investment in the fund may be incurred in a different currency to that of your investment. These costs may increase or decrease as a result of currency and exchange rate fluctuations.

If a performance fee is applicable to this fund, details of the performance fee model and its computation methodology can be found in the fund's prospectus. This includes a description of the performance fee calculation methodology, the dates on which the performance fee is paid and details of how the performance fee is calculated in relation to the fund's performance fee benchmark, which may differ from the benchmark in the fund's investment objective or investment policy.

For further information regarding the costs and charges associated with your investment, please consult the funds' offering documents and annual report.

### General:

The fund is an authorised unit trust. A Key Investor Information Document and Supplementary Information Document are available. These can be requested via our website at [www.Schroders.co.uk](http://www.Schroders.co.uk) or call one of our Investor Services Team on 0800 182 2399 for a printed version. For investors' security, telephone calls to Schroder Unit Trusts Limited may be recorded. This information is not an offer, solicitation or recommendation to buy or sell any financial instrument or to adopt any investment strategy. Nothing in this material should be construed as advice or a recommendation to buy or sell. Any references to securities, sectors, regions and/or countries are for illustrative purposes only. Schroders has expressed its own views and opinions in this document and these may change. Schroders will be a data controller in respect of your personal data. For information on how Schroders might process your personal data, please view our Privacy Policy available at [www.Schroders.com/en/privacy-policy](http://www.Schroders.com/en/privacy-policy) or on request should you not have access to this webpage. For your security, communications may be taped or monitored. Issued by Schroder Unit Trusts Limited, 1 London Wall Place, London EC2Y 5AU. Registration No 4191730 England. Authorised and regulated by the Financial Conduct Authority.