

Allianz Asia Innovation*

Allianz Global Investors Fund
A



- The Fund is exposed to significant risks of investment/general market, country and region, concentration, emerging market, company-specific and currency (such as exchange controls, in particular RMB). The Fund may invest in the China A-Shares market via the Stock Connect and thus is subject to the associated risks (including quota limitations, trade restrictions, clearing and settlement, China market volatility and uncertainty, change in economic, social and political policy in PRC and taxation risks).
- The Fund may invest in financial derivative instruments ("FDI") which may expose to higher leverage, counterparty, liquidity, valuation, volatility, market and over the counter transaction risks. The Fund's net derivative exposure may be up to 50% of the Fund's net asset value.
- This investment may involve risks that could result in loss of part or entire amount of investors' investment.
- In making investment decisions, investors should not rely solely on this material.
- Note:** Dividend payments may, at the sole discretion of the Investment Manager, be made out of the Fund's capital or effectively out of the Fund's capital which represents a return or withdrawal of part of the amount investors originally invested and/or capital gains attributable to the original investment. This may result in an immediate decrease in the NAV per share and the capital of the Fund available for investment in the future and capital growth may be reduced, in particular for hedged share classes for which the distribution amount and NAV of any hedged share classes (HSC) may be adversely affected by differences in the interests rates of the reference currency of the HSC and the base currency of the Fund.



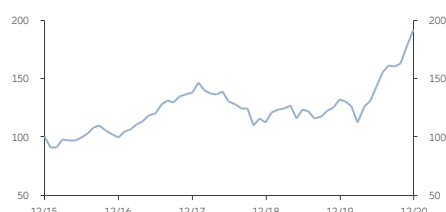
Overall Morningstar Rating™

Investment Objective

The Fund aims at long-term capital growth by investing in Asian equity markets excluding Japan, with a focus on companies related to the development of innovative products and services.

Performance Overview*

Indexed Performance over 5 Years (NAV-NAV)

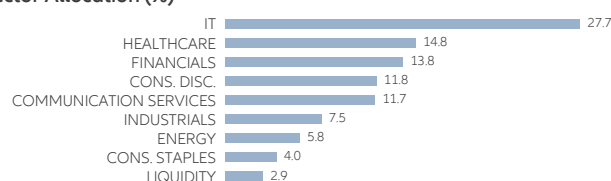


■ Class A (USD) Dis.

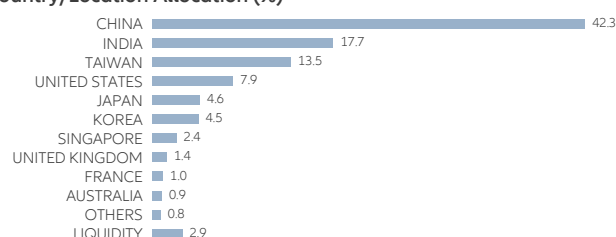
Cumulative Returns	Year to Date	1 Year	3 Years	5 Years	Since Inception
NAV-NAV (%)	45.62	45.62	39.40	92.14	2,001.53
Benchmark ² (%)	25.02	25.02	26.50	89.03	–
Calendar Year Returns	2020	2019	2018	2017	2016
NAV-NAV (%)	45.62	17.16	-18.29	38.33	-0.35
Benchmark ² (%)	25.02	18.17	-14.37	41.72	5.44

Portfolio Analysis

Sector Allocation (%)



Country/Location Allocation (%)



Top 10 Holdings (Country/Location)	Sector	%
TAIWAN SEMICONDUCTOR-SP ADR (TW)	IT	7.9
PING AN INSURANCE GROUP CO-H (CN)	FINANCIALS	5.4
KINGDEE INTERNATIONAL SFTWR (CN)	IT	4.1
RELIANCE INDUSTRIES LTD (IN)	ENERGY	4.0
HDFC BANK LIMITED (IN)	FINANCIALS	3.1
ZAI LAB LTD-ADR (CN)	HEALTHCARE	3.0
GODREJ CONSUMER PRODUCTS LTD (IN)	CONS. STAPLES	2.9
WALT DISNEY CO/THE (US)	COMMUNICATION SERVICES	2.9
AUTOHOME INC-ADR (CN)	COMMUNICATION SERVICES	2.7
MAKEMYTRIP LTD (IN)	CONS. DISC.	2.6
Total		38.6

Dividend History ³	Dividend / Share	Annualised Dividend Yield ⁴	Ex-Dividend Date
Class A (USD) Dis.	USD 0.05200	0.04%	15/12/2020
	USD 0.32100	0.31%	16/12/2019
	USD 0.00000	0.00%	17/12/2018
	USD 0.00000	0.00%	15/12/2017
	USD 0.88755	1.11%	15/12/2016
	USD 1.38367	1.76%	15/12/2015



+852 2238 8000
hk.allianzgi.com

Scan QR code for fund documents

Fund Details

Share Class	Class A (USD) Dis.
Benchmark ²	MSCI AC Asia ex Japan Total Return (Net)
Fund Manager	William Russell, Aakanksha Vijaywargiya
Fund Size ⁵	USD 190.05m
Number of Holdings	56
Base Currency	USD
Subscription Fee (Sales Charge)	Up to 5%
Management Fee (All-in-Fee ⁶)	2.25% p.a.
Total Expense Ratio ⁷	2.29%
Unit NAV	USD 151.86
Inception Date ⁸	21/05/1986
Dividend Frequency ³	Annually
ISIN Code	LU0348805143
Bloomberg Ticker	THOTIGI LX

Source: All fund data quoted are Allianz Global Investors/IDS GmbH/Morningstar, as at 31/12/2020, unless stated otherwise.

* On 09/12/2005, the assets of Dresdner RCM Tiger Fund were transferred to Allianz Global Investors Selections RCM Tiger Fund ("Allianz GIS RCM Tiger Fund"). On 03/10/2008, the assets of Allianz GIS RCM Tiger Fund were merged into Allianz Global Investors Fund - Allianz Tiger (formerly named: Allianz RCM Tiger). In 2010, there was a material change of the Fund's objectives and investment policy. Thus, the performances prior to 2010 were achieved under circumstances that no longer apply. On 23/12/2019, the Fund was renamed as Allianz Asia Innovation. There was a material change of the Fund's objectives and investment principles. Thus, the performances prior to 23/12/2019 were achieved under circumstances that no longer apply. Please refer to the offering documents for details.

Fund performance is calculated on NAV to NAV basis in denominated currency of the respective share class with gross dividends re-invested.

- 1) Source: Morningstar, as at 30/11/2020. Copyright © 2020 Morningstar Asia Limited ("Morningstar"). All Rights Reserved. The information contained herein: (1) is proprietary to Morningstar and/or its content providers; (2) may not be copied or distributed; and (3) is not warranted to be accurate, complete or timely. Neither Morningstar nor its content providers are responsible for any damages or losses arising from any use of this information. Past performance is no guarantee of future results.
- 2) With effect from 01/10/2015, the Benchmark of the Fund has been changed to MSCI AC Asia ex Japan Total Return (Net). Prior to that date, the Benchmark was MSCI AC Far East ex Japan Total Return (Net). The calendar year performance of the Benchmark prior to that date was based on the calculation of MSCI AC Far East ex Japan Total Return (Net).
- 3) Dividend payments are applicable for Class A Dis (annual distribution) and for reference only. Yields are not guaranteed, dividend may be paid out from capital (Class A). This may result in an immediate decrease in the NAV per share and may reduce the capital available for the Fund for future investment and capital growth. Positive distribution yield does not imply positive return.
- 4) Annualised Dividend Yield = Dividend Per Share / Ex-Dividend Date NAV
- 5) The Fund Size quoted includes all share classes of the Fund.
- 6) The All-in-Fee includes the expenses previously called management and administration fees.
- 7) Total Expense Ratio (TER): Total cost (except transaction costs) charged to the Fund during the last financial year (as at 30/09/2020) expressed as a ratio of the Fund's average NAV. For share classes that have been incepted for less than one year as at close of the last financial year (please refer to the Inception Date in the Fund Details table), the TER will be annualised. For share classes incepted after the close of the last financial year, the TER will be reflected as N/A.
- 8) Inception Date means the very first date when the Fund commenced its operations (irrespective of any dates of restructuring/merging of assets thereafter).

Information herein is based on sources we believe to be accurate and reliable as at the date it was made. We reserve the right to revise any information herein at any time without notice. No offer or solicitation to buy or sell securities and no investment advice or recommendation is made herein. In making investment decisions, investors should not rely solely on this material but should seek independent professional advice.

Investment involves risks, in particular, risks associated with investment in emerging and less developed markets. Past performance is not indicative of future performance. Investors should read the offering documents for further details, including the risk factors, before investing. This material and website have not been reviewed by the Securities and Futures Commission of Hong Kong. Issued by Allianz Global Investors Asia Pacific Limited.

Allianz Global Investors Asia Pacific Limited (27/F, ICBC Tower, 3 Garden Road, Central, Hong Kong) is the Hong Kong Representative and is regulated by the Securities and Futures Commission of Hong Kong. (54/F, One Island East 18 Westlands Road, Quarry Bay, Hong Kong).