

Schroders

Schroder International Selection Fund Global Dividend Maximiser

A Accumulation SGD | Data as at 30.06.2021

Fund objectives and investment policy

The fund aims to deliver an income of 7% per year by investing in equities or equity related securities of companies worldwide.

This fund may use financial derivative instruments as a part of the investment process. Derivatives carry a high degree of risk and should only be considered by sophisticated investors.

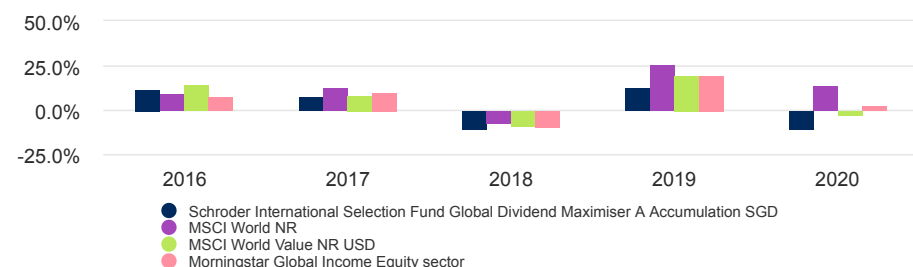
Past Performance is not a guide to future performance and may not be repeated. The value of investments and the income from them may go down as well as up and investors may not get back the amounts originally invested. Exchange rate changes may cause the value of any overseas investments to rise or fall.

Share class performance (%)

Performance (%)	1 month	3 months	6 months	YTD	1 year	3 years	5 years	10 years
Fund (bid to bid)	-0.1	4.6	18.1	18.1	39.0	7.7	39.3	82.2
Fund (offer to bid)	-5.1	-0.7	12.2	12.2	32.1	2.3	32.3	73.0
Comparator 1	3.3	7.8	15.0	15.0	34.0	49.9	99.4	201.3
Comparator 2	0.3	4.8	16.7	16.7	32.9	25.7	59.5	128.5
Comparator 3	0.8	5.0	13.1	13.1	27.5	28.0	55.4	113.3

Annualized performance (%)	3 years	5 years	10 years
Fund (bid to bid)	2.5	6.9	6.2
Fund (offer to bid)	0.8	5.8	5.6
Comparator 1	14.4	14.8	11.7
Comparator 2	7.9	9.8	8.6
Comparator 3	8.6	9.2	7.9

Performance over 5 years (%)



Past performance and any forecasts are not necessarily a guide to the future or likely performance.

The value of investments and income from them can go down as well as up and is not guaranteed. The distributions are not guaranteed. Ordinarily, they will be reviewed annually. In the event of the Fund's income and realised gains being less than indicated distribution amount per unit per annum, distributions will be made from capital. Investors should be aware that the distributions may exceed the income and realised gains of the Fund at times and lead to a reduction of the amount originally invested, depending on the date of initial investment. Some performance differences between the fund and the benchmark may arise as the benchmark returns are not adjusted for non-dealing days of the fund. Where 'since inception' performance figures are stated, please note that the inception date is the same as the share class launch date under 'Fund Facts'.

Ratings and accreditation



Please refer to the Source and ratings information section for details on the icons shown above.

Fund facts

Fund manager	Mike Hodgson Ghokulan Manickavasagar Scott Thomson Simon Adler Jeegar Jagani Nick Kirrage
Managed fund since	29.11.2013 ; 01.04.2018 ; 01.04.2018 ; 01.04.2018 ; 01.04.2018 ; 01.04.2018
Fund management company	Schroder Investment Management (Europe) S.A.
Domicile	Luxembourg
Fund launch date	13.07.2007
Share class launch date	12.10.2007
Fund base currency	USD
Share class currency	SGD
Fund size (Million)	USD 1,671.53
Number of holdings	60
Comparator 1	MSCI World NR
Comparator 2	MSCI World Value NR USD
Comparator 3	Morningstar Global Income Equity sector
Unit NAV	SGD 12.4412
Dealing frequency	Daily
Distribution rate	No Distribution
Distribution frequency	No Distribution

Fees & expenses

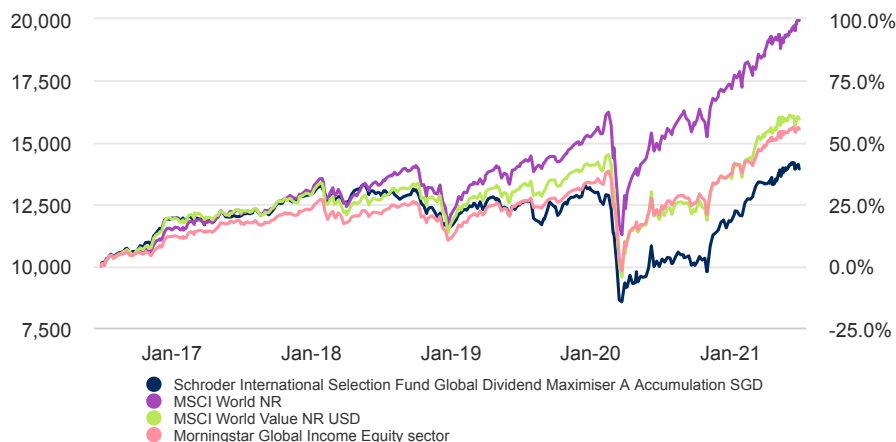
Initial sales charge up to	5.00%
Annual management fee	1.5%
Ongoing charge	1.87%
Redemption fee	0.00%

Schroders

Schroder International Selection Fund Global Dividend Maximiser

A Accumulation SGD | Data as at 30.06.2021

Return of SGD 10,000



The chart is for illustrative purposes only and does not reflect an actual return on any investment.

Returns are calculated bid to bid (which means performance does not include the effect of any initial charges), net income reinvested, net of fees.

Purchase details

Minimum initial subscription

EUR 1,000 ; USD 1,000 or their near equivalent in any other freely convertible currency.

Codes

ISIN	LU0321505439
Bloomberg	SGENASG LX
SEDOL	B27Z7V1
Reuters code	LU0321505439.LUF

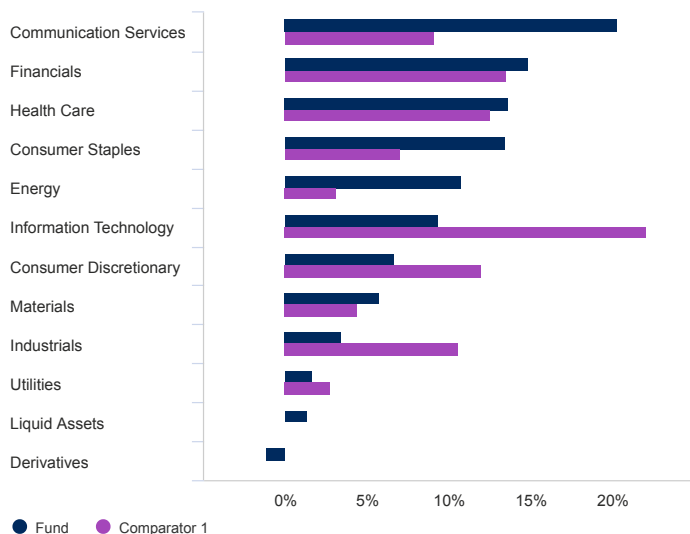
Risk statistics & financial ratios

	Fund	Comparator 1
Annual volatility (%) (3y)	19.0	15.8
Alpha (%) (3y)	-11.0	-
Beta (3y)	1.0	-
Sharpe ratio (3y)	0.2	0.9
Information ratio (3y)	-1.2	-
Dividend Yield (%)	3.3	-
Price to book	1.2	-
Price to earnings	14.3	-
Predicted Tracking error (%)	8.2	-

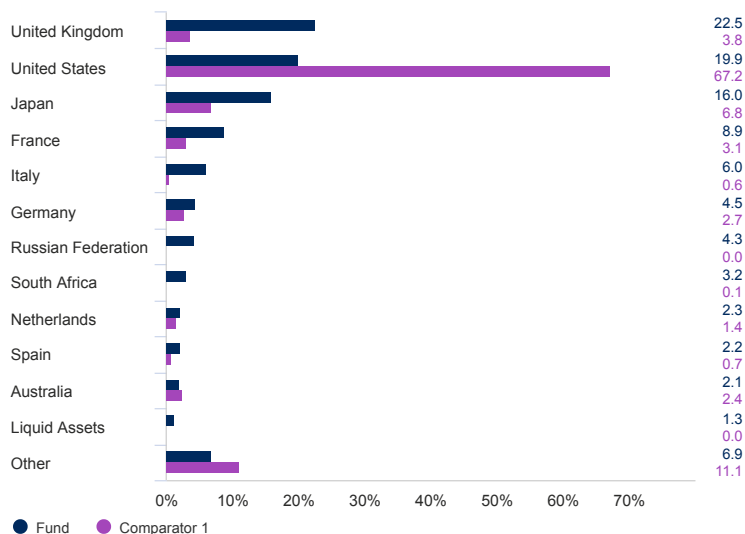
Source: Morningstar, and Schroders for the Predicted tracking error. The above ratios are based on bid to bid price based performance data. These financial ratios refer to the average of the equity holdings contained in the fund's portfolio and in the benchmark (if mentioned) respectively.

Asset allocation

Sector (%)



Geographical Breakdown (%)

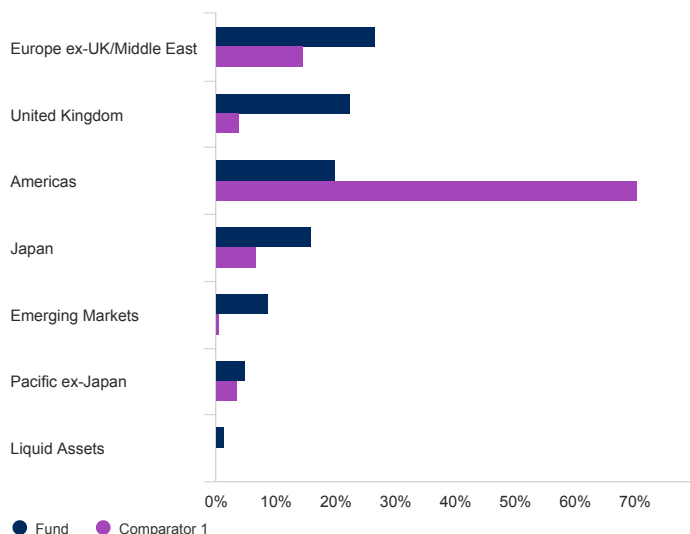


Schroders

Schroder International Selection Fund Global Dividend Maximiser

A Accumulation SGD | Data as at 30.06.2021

Region (%)



Top 10 holdings (%)

Holding name	%
BT Group PLC	2.7
Dentsu Group Inc	2.5
GlaxoSmithKline PLC	2.5
Pfizer Inc	2.4
Imperial Brands PLC	2.4
Sanofi	2.3
Eni SpA	2.3
International Business Machines Corp	2.3
Royal Dutch Shell PLC	2.3
Alrosa PJSC	2.2

Source: Schroders. Top holdings and asset allocation are at fund level. Derivatives are displayed on the notional basis of the underlying exposure where possible. Due to the different treatment of derivative types, the allocation to Liquid Assets may vary between each chart.

Share class available

	A Accumulation SGD	A Distribution SGD
Distribution frequency	No Distribution	Quarterly
ISIN	LU0321505439	LU0321505868
Bloomberg	SGENASG LX	SGENDIA LX
SEDOL	B27Z7V1	B27Z7Y4

Contact information

Schroder Investment Management (Europe) S.A.
 5, rue Höhenhof
 Sennigerberg
 Luxembourg
 L-1736
 Tel: +352 341 342 202
 Fax: +352 341 342 342

Schroder Investment Management (Singapore) Ltd
 138 Market Street
 #23-01 CapitaGreen Singapore 048946
 Tel: (65) 6534 4288
 Fax: (65) 6536 6626

For your security, all telephone calls are recorded
 Schroders Reg No 199201080H

Benchmark and corporate action information

The fund's performance should be assessed against the income target of 7% per year, and compared against the MSCI World (Net TR) index, MSCI World Value (Net TR) index and Morningstar Global Equity Income Category. The comparator benchmarks are only included for performance comparison purposes and do not have any bearing on how the investment manager invests the fund's assets. In relation to the MSCI World (Net TR) index and MSCI World Value (Net TR) index, the fund's investment universe is expected to overlap materially with the components of the comparator benchmarks. The investment manager invests on a discretionary basis and there are no restrictions on the extent to which the fund's portfolio and performance may deviate from the MSCI World (Net TR) index and the MSCI World Value (Net TR) index. The investment manager will invest in companies or sectors not included in the MSCI World (Net TR) index and the MSCI World Value (Net TR) index. The income target has been selected because the investment manager deploys strategies that aim to deliver the level of income stated in the investment objective. Any comparator benchmark has been selected because the investment manager believes that the benchmark is a suitable comparison for performance purposes given the fund's investment objective and policy.

Schroders

Schroder International Selection Fund Global Dividend Maximiser

A Accumulation SGD | Data as at 30.06.2021

Source and ratings information

Source of all performance data, unless otherwise stated: Morningstar, bid to bid, net income reinvested, net of fees.

Morningstar Rating: © Morningstar 2021. All Rights Reserved. The information contained herein: (1) is proprietary to Morningstar and/or its content providers; (2) may not be copied or distributed; and (3) is not warranted to be accurate, complete or timely. Neither Morningstar nor its content providers are responsible for any damages or losses arising from any use of this information. Past performance is no guarantee of future results.

Important information

This advertisement or publication has not been reviewed by the Monetary Authority of Singapore.

Schroder International Selection Fund (the "Company"), a Luxembourg-registered open-ended investment company, is the responsible person for the Company's sub-funds (each, a "Fund" and collectively, the "Funds") recognised under Section 287 of the Securities and Futures Act of Singapore, and has appointed Schroder Investment Management (Singapore) Ltd as its Singapore corporate representative in this regard. This document does not constitute an offer to anyone, or a solicitation by anyone, to subscribe for shares in any Fund. Nothing in this document should be construed as advice or a recommendation to buy or sell shares in any Fund. This document is published for information and general circulation only and does not have any regard to the specific investment objectives, financial situation and the particular needs of any specific person who may receive this document. Investors should seek independent advice from a financial advisor before investing in shares of any Fund. Subscriptions in shares of any Fund can only be made on the basis of its latest Product Highlights Sheet and prospectus, copies of which can be obtained from Schroder Investment Management (Singapore) Ltd. or its distributors. Investors need to read the Product Highlights Sheet and the prospectus of each Fund carefully before investing. Investors also should consider each Fund's investment objective, risks, charges and expenses carefully before investing. Investments in any Fund involves risks which are fully described in the Fund's prospectus. Past performance of each Fund or the managers, and any economic and market trends or forecast, are not necessarily indicative of the future or likely performance of the Fund or the manager. The value of shares of each Fund, and the income accruing to the shares, if any, of the Fund, may fall as well as rise and investors may not get back the full amount invested. Investors investing in a Fund denominated in a non-local currency should be aware of exchange rate risks. The views and opinions expressed in this document may change without notice. This document is issued by Schroder Investment Management (Europe) S.A., R.C.S. Luxembourg: B 37.799, 5, rue Höhenhof, L-1736 Senningerberg.

Third party data is owned or licensed by the data provider and may not be reproduced or extracted and used for any other purpose without the data provider's consent. Third party data is provided without any warranties of any kind. The data provider and issuer of the document shall have no liability in connection with the third party data. The Prospectus and/or www.schroders.com contains additional disclaimers which apply to the third party data.