

Performance, Top Holdings, Portfolio Breakdowns and Characteristics, and Net Assets as at 30-Sep-2020. All other data as at 08-Oct-2020.

IMPORTANT:

- The Fund may invest in debt securities that are subject to actual or perceived ratings downgrade. The Fund's investments are concentrated in the US. This may result in greater volatility than more broad-based investments. An increase in interest rates may adversely affect the value of the bonds held by the Fund.
- The Fund is subject to currency risk, sovereign debt risk and securities lending counterparty risk.
- The Fund may use derivatives for hedging. The Fund may suffer losses from its derivative usage.
- The value of the Fund can be volatile and can go down substantially within a short period of time. It is possible that a certain amount of your investment could be lost.
- Investors should not make investment decisions based on this document alone. Investors should refer to the Prospectus and Key Facts Statement for details including risk factors.

INVESTMENT OBJECTIVE

The US Dollar Reserve Fund seeks to offer returns in line with money market rates consistent with preservation of capital and liquidity. The Fund invests its assets exclusively in US dollar denominated short-term assets and cash in accordance with the requirements of the MMF Regulation. The Fund is a short-term money market fund.

GROWTH OF 10,000 FOR PAST 10 YEARS

These figures show as a NAV change of the Fund based on a hypothetical \$10,000 investment in the share class.


CUMULATIVE PERFORMANCE (%)

	3 mths	6 mths	YTD	1 Year	2 Years	3 Years	5 Years	Since Launch
Share Class	-0.02	0.14	0.38	0.73	2.84	4.21	4.95	69.47

CALENDAR YEAR PERFORMANCE (%)

	2019	2018	2017	2016	2015
Share Class	1.97	1.60	0.72	0.21	0.00

Share class performance is calculated on a Net Asset Value (NAV) basis, with income reinvested, net of fees. Performance is calculated in the relevant share class currency, including ongoing charges and taxes and excluding subscription and redemption fees, if applicable. Benchmark performance displayed in denominated currency and for comparative purpose only. Source: BlackRock. **Past performance is not a guide to future performance and should not be the sole factor of consideration when selecting a product.** Investors may not get back the full amount invested.

RATINGS

Morningstar, Inc. All Rights Reserved.

KEY FACTS

Asset Class	Cash
Fund NAV Type	Short-Term Variable NAV
Morningstar Category	USD Money Market - Short Term
Inception Date	30-Nov-1993
Share Class Launch Date	30-Nov-1993
Fund Base Currency	USD
Share Class Currency	USD
Fund Size (mil)	630.24 USD
Domicile	Luxembourg
Fund Type	UCITS
ISIN	LU0006061419
Bloomberg Index Ticker	MIGSDRI
Distribution Frequency	Non-Distributing

PORTFOLIO MANAGERS

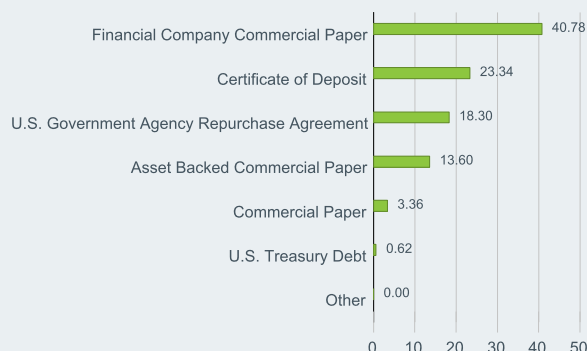
Edward Ingold CFA
Christopher Linsky

TOP HOLDINGS (%)

TRI-PARTY TD SECURITIES (USA) LLC	13.19
TRI-PARTY BOFA SECURITIES INC.	5.41
LANDESBANK BADEN-WURTTENBERG NEW Y	4.40
DEXIA CREDIT LOCAL - (ST) GTD	3.22
NRW.BANK	3.14
MACQUARIE BANK LTD	2.98
BAYERISCHE LANDESBK GIRO	2.83
BANK OF MONTREAL (CHICAGO BRANCH)	2.75
BARTON CAPITAL SA	2.67
SUMITOMO MITSUI TRUST BANK LTD (NE	2.43
Total	43.02

Holdings subject to change.

SECTOR BREAKDOWN (%)



Negative weightings may result from specific circumstances (including timing differences between trade and settlement dates of securities purchased by the funds) and/or the use of certain financial instruments, including derivatives, which may be used to gain or reduce market exposure and/or risk management. Allocations are subject to change. Due to rounding, the total may not be equal to 100 %.

PORTFOLIO CHARACTERISTICS

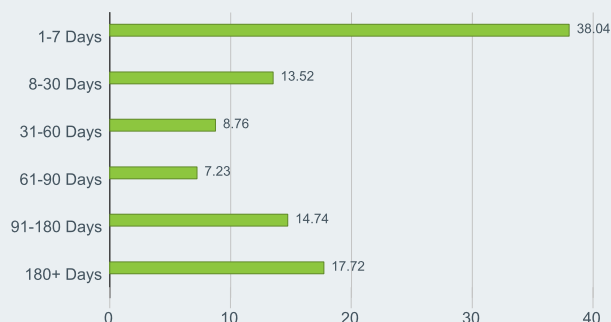
Modified Duration	0.22 yrs
Yield to Worst (%)	0.17

FEES AND CHARGES

Max Initial Charge	0.00%
Management Fee (incl. Distribution Fee, if any)	0.45%
Performance Fee	0.00%

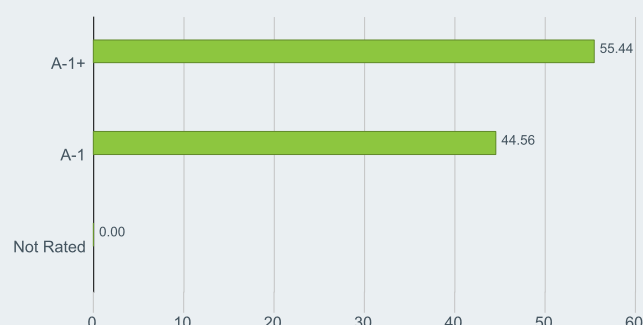
According to the latest BGF prospectus, the management fee of the Fund is 0.45%. The management fee mentioned above is inclusive of a management fee waiver applied to the Fund. The amount of management fee waiver applied to a particular Share Class may fluctuate from day to day and may be discontinued at any time.

MATURITY BREAKDOWN (%)



Negative weightings may result from specific circumstances (including timing differences between trade and settle dates of securities purchased by the funds) and/or the use of certain financial instruments, including derivatives, which may be used to gain or reduce market exposure and/or risk management. Allocations are subject to change. Due to rounding, the total may not be equal to 100 %.

CREDIT RATINGS (%)



The fund itself has not been rated by an independent rating agency. Credit quality ratings on underlying securities of the fund are received from S&P, Moody's and Fitch. This breakdown is provided by BlackRock and takes the middle rating of the agencies when all three agencies rate a security the lower of the two ratings if only two agencies rate a security and one rating if that is all that is provided. Unrated securities do not necessarily indicate low quality. Ratings and portfolio credit quality may change over time.



+852 3903 2688



clientservice.asiapac@blackrock.com



www.blackrock.com/hk

Prior to 14 June 2019, the Fund was managed by Christopher Linsky and Coleen Gasiewski. The Fund changed its investment policy and objective in 2017. Prior to this performance of the Fund was achieved under circumstances that no longer apply. A Money Market Fund (MMF) is not a guaranteed investment vehicle. An investment in MMFs is different from an investment in deposits; the principal invested in an MMF is capable of fluctuation and the risk of loss of the principal is to be borne by the investor. The MMF does not rely on external support for guaranteeing the liquidity of the MMF or stabilising the NAV per share. Further information about the funds, including the methods used by the MMF to value the assets of the MMF and calculate the NAV, are available at the Offering Documents.

Sources: BlackRock and Morningstar. Performance is shown as of the month end in share class currency on a NAV to NAV price basis with income reinvested, net of fees. The above Fund data is for information only and does not constitute an offer or invitation to anyone to invest in any BlackRock Global Funds (BGF) and has not been prepared in connection with any such offer. The Funds mentioned in this document are Funds of BlackRock Global Funds. BGF is an open-ended investment company established in Luxembourg which is available for sale in certain jurisdictions only. BGF is not available for sale in the U.S. or to U.S. persons. Product information concerning BGF should not be published in the U.S. Investment involves risk. Past performance is not necessarily a guide to future performance or returns. The value of investments and the income from them can fluctuate and is not guaranteed. Rates of exchange may cause the value of investments to go up or down. Investors may not get back the amount they invest. Individual stock price/figure does not represent the return of the Fund. The investment returns are denominated in share class dealing currency, which may be a foreign currency. If so, US/HK dollar-based investors are therefore exposed to fluctuations in the US/HK dollar/foreign currency exchange rate. For Hong Kong investors, please refer to the BGF Prospectus for details, including risk factors. Issued by BlackRock Asset Management North Asia Limited. This material and the BlackRock website (www.blackrock.com/hk) have not been reviewed by the Securities and Futures Commission of Hong Kong. BlackRock is a registered trademark of BlackRock, Inc. © 2020 BlackRock, Inc. All Rights Reserved. All other trademarks are those of their respective owners.

BLACKROCK®
貝萊德