

Fidelity Funds – European High Yield Fund

富達基金 – 歐洲高收益基金

31 December 2020 年12月31日

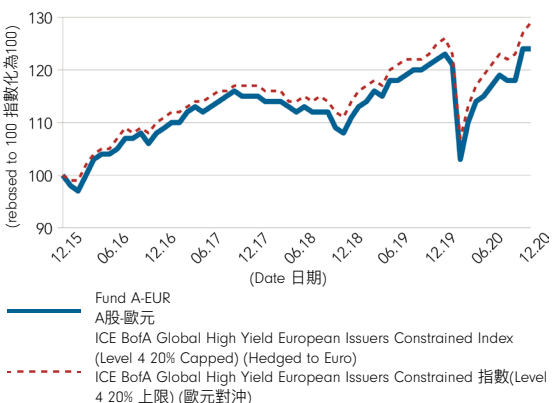
- This fund invests primarily in high-yielding, sub investment grade securities of issuers in Europe.
- The fund is subject to risk to capital and income, foreign currency risk, downgrading risk, credit/default risk, credit rating risk and valuation risk. The value of bonds or other debt instruments will fluctuate depending on e.g. market interest rates, the credit quality of the issuer, the currency of the investment and liquidity considerations. In general, the prices of debt instruments rise when interest rates fall, whilst their prices fall when interest rates rise. The fund is subject to sovereign debt risk of certain countries within the Eurozone, higher volatility, liquidity, currency and default risks. The fund may invest in debt securities rated below investment grade or unrated securities which are subject to lower liquidity, higher volatility, heightened risk of default and loss of principal and interest than higher-rated/lower yielding debt securities. Although the fund will generally invest in income-producing securities, it is not guaranteed that all underlying investments will generate income. Higher yields generally mean that there will be increased potential for capital appreciation and / or depreciation for fixed income securities.
- The fund may invest in instruments with loss-absorption features which are subject to greater capital risks, liquidity, valuation and sector concentration risk. The fund may invest in CoCos, which are highly complex and are of high risk. CoCos are a form of hybrid debt security with loss-absorption features that are intended to either convert into equity shares of the issuer or have their principal written down upon the occurrence of certain 'triggers'. The fund may also invest in senior non-preferred debts, which may be subject to write-down upon the occurrence of a trigger event and may result in total loss principal invested.
- The fund's net derivative exposure may be up to 50% of its NAV, the use of derivatives may involve liquidity risk, counterparty credit risk, volatility risk, valuations risks and over-the-counter transaction risk, at times. Exposure to financial derivative instruments and its leverage element may lead to a high risk of significant loss by the fund.
- Dividend of certain share classes, at the Board's discretion, may be paid out of capital and/or effectively out of capital amounts to a return or withdrawal of part of an investor's original investment or from any capital gains attributable to that original investment. Any such distributions may result in an immediate reduction of the NAV per share/ unit. For the hedged share class, the distribution amount and NAV of such share class may be adversely affected by differences in the interest rates of the reference currency of the hedged share class and the fund's base currency, resulting in more distribution that is paid out of capital and hence a greater erosion of capital than other non-hedged share classes.
- Investors may suffer substantial loss of their investments in the fund. Investor should not invest in the fund solely based on the information provided in this document and should read the offering documents, including Product Key Facts (including the risk factors) for details.

- 本基金主要投資於歐洲高收益但未達投資級別之證券。
- 基金可能涉及資本及收益的風險、外幣風險、評級下調風險、信貸 / 違約風險、信貸評級風險及估值風險。債券或其他債務工具的價值將受多項因素影響而波動，例如市場利率、發行機構的信貸質素、投資的計值貨幣及流動性等因素。一般情況下，當利率下調時，債務工具的價格將上升，而當利率上調時，其價格則下跌。基金須承受若干歐元區國家的主權債務風險，較高的波幅、流動性、貨幣及違約風險。基金可能投資於未達投資級別債務證券或未獲評級證券，與較高評級 / 收益率較低的債務證券比較，須承受較低流動性、較大波幅，以及較高的違約及損失本金和利息的風險。雖然基金一般將投資於收益性股票證券，但不保證所有相關投資均能締造收益。收益較高一般意味著定息證券的資本增值及 / 或貶值潛力將減少增加。
- 基金可投資於具有損失吸收特點的投資工具而須承受較大的資本風險、流動性、估值和集中行業投資風險。基金可投資於CoCos，有關證券高度複雜，而且風險高。CoCos是一種具有損失吸收特點的混合債務證券，旨在於一旦發生若干「觸發事件」，把證券轉換為發行機構股份，或撤減其本金。基金亦可投資於主權位非優先受償債務，可能面對撤減，這可能會導致完全失去所投資的本金。
- 基金的衍生工具風險承擔淨額最高為其資產淨值的50%。偶爾使用衍生工具可能會引發流動性風險、交易對手信貸風險、波幅風險、估值風險及場外交易市場交易風險。投資於金融衍生工具及其槓桿元素可能導致基金須承受錄得重大損失的高風險。
- 若干股份類別的股息在董事會酌情決定下可能從資本中及 / 或實際上從資本中撥付股息即代表投資者獲付還或提取原來的投資本金的部份金額，或從原有投資應佔的任何資本收益中獲付還或提取金額。任何該等分派可能導致每股 / 每單位資產淨值即時減少。就對沖股份類別，其報價貨幣與基金的基本貨幣之間的利率差異，可能會為對沖股份類別的分派金額及資產淨值帶來負面影響，導致較多從資本中撥付的分派金額，進而令資本流失的程度高於其他非對沖股份類別。您在本基金的投資有可能大幅虧損。投資者應該參閱基金之銷售文件，包括產品資料概要(包括風險因素)，而不應只根據這文件內的資料而作出投資。

Fund Details 基金資料

Fund Manager 基金經理	Andrei Gorodilov James Durance Peter Khan
Reference Currency 報價貨幣	EUR 歐元
Fund Size 基金資產值	EUR2,858m (百萬歐元)
Max. Sales Charge 最高認購費	3.5%
Annual Management Fee 每年管理費	1.00%
Min. Subscription 最低認購金額	USD2,500 or HKD eqv 2,500美元或港元等值
Fidelity Fund Code 富達基金代號	1055

Fund Performance 基金表現



Top 10 Holdings 10大公司及債券持倉 (%)

Company	Fund 基金	Index 指數
FIAT CHRYSLER	4.5%	07/07/28 RGS
ALTIACE FR HLDG	8%	05/15/27 RGS
ORANO SA	3.375%	04/23/26 RGS
EDF	3.375%/VAR	PERP RGS
FAURECIA SA	3.75%	06/15/28 RGS
VIRGIN MED	4.125%	08/15/30 RGS
SIGMA HOLDCO BV	5.75%	5/26 RGS
HOLDING D'IN	2.5%	05/04/27 RGS
ADEVINTA	2.625%	11/15/25 RGS
BANCO COMER	9.25%/VAR	PERP RGS

Top 5 Issuers 五大持有量最高之發行者 (%)

(TITIM) Telecom Italia Spa	4.03	3.00
(ATOSTR) Autostrade Per L'Italia	3.56	1.30
(EDF) EDF 3.375%/VAR PERP RGS	3.08	2.43
(ROLLS) ROLLS-ROYC 4.625% 02/16/26 RGS	2.45	0.88
(SFRFP) Altice France Holding Sa	2.40	2.93

About The Fund 基金概要

The fund is a Bond fund and aims to provide a high level of current income and capital appreciation by investing primarily (i.e. at least 70% of the fund's assets) in high-yielding, sub investment grade securities of issuers that have their head office or main activities in Western, Central and Eastern Europe (including Russia). (Please refer to the offering document for Investment Objective of the fund)

本基金是一項債券基金，旨在透過主要（即基金資產的最少70%）投資於總部設於西歐、中歐及東歐（包括俄羅斯），或在有關地區進行主要業務活動的公司所發行的高收益但未達投資級別之證券，以取得高水平的流動性收益及資本增值。（關於基金的投資目標詳情請參閱基金章程）

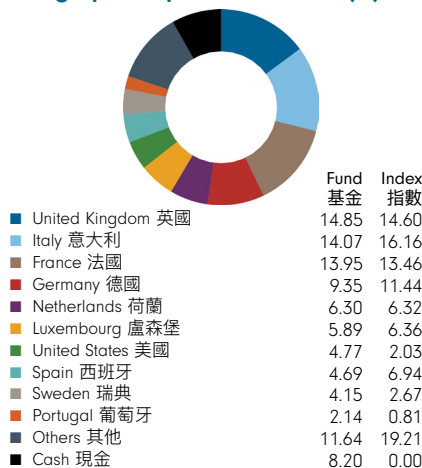
Cumulative Performance 累積表現 (%)

	YTD 年初至今	3 mth 3個月	6 mth 6個月	1 yr 1年	3 yr 3年	5 yr 5年	Since Launch 自推出以來
A-EUR A股-歐元	1.6	5.0	7.7	1.6	7.8	23.9	187.2
A-MDIST-EUR A股-每月派息-歐元	1.5	5.0	7.7	1.5	7.8	23.9	180.3
A-MDIST-USD (H) A股-每月派息-美元(對沖)	3.1	5.3	8.2	3.1	15.6	37.5	52.4
A-MINCOME(G)-EUR A股-每月特色派息(G)-歐元	1.5	5.0	7.7	1.5	7.8	23.9	35.4
Index 指數	3.1	5.4	8.1	3.1	10.2	28.7	190.8

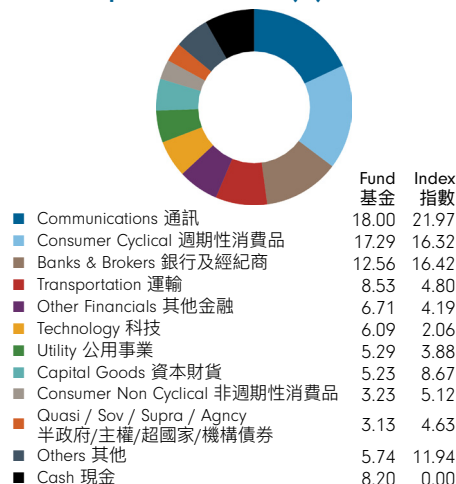
Source: Fidelity, NAV-NAV basis, in respective currencies with dividends re-invested. Index performance (if any) is calculated in the currency of the first share class listed in the table.

資料來源：富達，以資產淨值及各自貨幣計算，並假設股息盈利再作投資。指數表現（如有）以表內列示第一項股份類別之貨幣計算。

Geographic Exposure 地區分佈 (%)



Sector Exposure 行業分佈 (%)



Fidelity Funds – European High Yield Fund

富達基金 – 歐洲高收益基金

31 December 2020 年12月31日

Measures † 衡量指標

	Fund 基金	Index 指數
Annualised Volatility (3 years) 年度化波幅(3年)%	10.47	9.61
Beta (3 years) 貝他係數(3年)	1.08	-
Sharpe Ratio (3 years) 夏普比率(3年)	0.28	0.38
Yield to Maturity 到期收益率%	3.74	3.88
Running Yield 現時收益率%	4.14	4.34
Effective Duration 有效存續期	3.2	3.3
Average Credit Rating (Linear) 平均信用評級 (線性)	BB	BB-
Asset Type – Investment grade credit (ex- treasury) 資產類型- 投資級別 (國庫券除外)%	7.60	3.12
Asset Type – High yield bond (%) 資產類別-高收益債券 (%)	82.09	96.76

Index 指數

Market Index: ICE BofA Global High Yield European Issuers
Constrained Index (Level 4 20% Capped) (Hedged to Euro)

ICE BofA Global High Yield European Issuers Constrained 指數(Level 4
20% 上限) (歐元對沖)

The index has been renamed from BofAML Global High Yield
European Issuers Constrained Index (Level 4 20% Capped)
(hedged to Euro) to ICE BofA Global High Yield European Issuers
Constrained Index (Level 4 20% Capped) (Hedged to Euro) with
effective from 1 Jan 2020. Prior to 31 Jan 13, the index was BofA
ML Global High Yield European Issuers Constrained Index
(hedged to Euro). Prior to 30 Jun 08 was ML Euro HY 3%
Constrained Index. Prior to 30 Aug 02 was ML Euro High Yield
Index.

由2020年1月1日起，指數已由美銀美林環球高收益歐洲發債商限制指
數(Level 4 20% 上限) (歐元對沖)改名為ICE BofA Global High Yield
European Issuers Constrained 指數(Level 4 20% 上限) (歐元對沖)。2013
年1月31日以前之指數為美國銀行美林環球高收益歐洲發債商限制指數
(歐元對沖)。2008年6月30日以前之指數為美林歐元高收益3%限制指
數。2002年8月30日以前之指數為美林歐元高收益指數。

Index is for comparative purpose only.

指數只用作為比較用途。

Dividend 派息

Share Class 股份類別	Dividend per Unit 每單位 派息	Annualised distributions# 年度化分派率 (%)	Ex-Dividend Date 除息日
A-EUR A股-歐元	-	-	-
A-MDIST-EUR A股-每月派息-歐元	0.0262	2.81	01.12.20
A-MDIST-USD (H) A股-每月派息-美元(對沖)	0.0259	2.81	01.12.20
A-MINCOME(G)-EUR A股-每月特色派息(G)-歐元	0.0346	4.68	01.12.20

(#) Annualised distributions = [(1+dividend per share/ex-dividend
NAV)^distribution frequency]-1. Annualised distributions are for indicative
purpose only, which may be higher or lower than the actual annual
dividend distributions. Dividend rate of the fund does not represent the
return of the fund, and past dividend rate does not represent future
dividend rate. Distribution amount is not guaranteed. Please see
www.fidelity.com.hk for full details of dividend information of all applicable
share classes. 年度化分派率 = [(1+每股股息 / 除息日資產淨值) ^ 每年
派息次數 - 1]。年度化分派率僅供說明用途，其可能高於或低於實際
全年股息分派率。基金的股息率並不代表基金的回報，過去的股息率亦
不代表將來的股息率。派息金額並不獲保證。請瀏覽
www.fidelity.com.hk 參閱所有相關股份類別的派息資料。

Share Class Details & Codes 股份類別資料及代碼

Share Class 股份類別	Launch Date 推出日期	NAV 單位資產淨值	Bloomberg Ticker 彭博代碼	ISIN 基金代碼
A-EUR A股-歐元	26.06.00	9.84	FIDEUHG LX	LU0110060430
A-MDIST-EUR A股-每月派息-歐元	09.06.03	11.34	FFEUYHA LX	LU0168053600
A-MDIST-USD (H) A股-每月派息-美元(對沖)	27.03.13	11.21	FFEHAUH LX	LU0882574212
A-MINCOME(G)-EUR A股-每月特色派息(G)-歐元	18.06.13	9.07	FFEYAU LX	LU0937949070
A-ACC-EUR A股-累積-歐元	03.07.06	21.97	FIDEHYA LX	LU0251130802
A-MINCOME-EUR A股-每月特色派息-歐元	13.04.11	10.50	FFEHYAM LX	LU0605515021
A-ACC-USD (H) A股-累積-美元(對沖)	18.05.11	17.62	FFEYUHL LX	LU0621411155
A-MINCOME(G)-HKD (H) A股-每月特色派息(G)-港元(對沖)	09.04.14	95.27	FEHAMCH LX	LU1046421365
A-HMDIST(G)-AUD (H) A股-H每月派息(G)-澳元(對沖)	03.06.15	9.06	FFEAHMD LX	LU1235294482

A: distributing share class. A-ACC: accumulating share class. A-ACC(H): accumulating hedged share class. A-MDIST:
monthly distributing share class, available to selected intermediaries only. A-MDIST(H): monthly distributing hedged share
class. A-MINCOME(G): monthly gross income share class. A-MINCOME: monthly income share class. A-HMDIST(G)(H):
monthly distributing gross income hedged share class. Distribution amount not guaranteed.

A股: 派息股份類別。A股-累積: 累積股份類別。A股-累積(對沖): 累積(對沖)股份類別。A股-每月派息: 每月派息股份類別，只可
透過指定的中介人認購。A股-每月派息(H): 每月派息(對沖)股份類別。A股-每月特色派息(G): 每月總收益特色派息股份類別。A股-
每月特色派息: 每月特色派息股份類別。A股-H每月派息(G)(對沖): 每月總收益派息(對沖)股份類別。派息金額並不獲保證。

Calendar Year Performance 曆年表現 (%)

	2016	2017	2018	2019	2020
A-EUR A股-歐元	8.2	6.3	-5.8	12.7	1.6
A-MDIST-EUR A股-每月派息-歐元	8.3	6.2	-5.7	12.7	1.5
A-MDIST-USD (H) A股-每月派息-美元(對沖)	10.0	8.1	-3.3	16.0	3.1
A-MINCOME(G)-EUR A股-每月特色派息(G)-歐元	8.2	6.2	-5.8	12.7	1.5
Index 指數	9.7	6.4	-4.9	12.5	3.1

Source: Fidelity, NAV-NAV basis, in respective currencies with dividends re-invested. Index performance (if any) is
calculated in the currency of the first share class listed in the table.

資料來源: 富達，以資產淨值及各自貨幣計算，並假設股息盈利再作投資。指數表現(如有)以表內列示第一項
股份類別之貨幣計算。

Credit Rating Exposure 信用評級分佈 (%)

	Fund 基金	Index 指數
AAA/Aaa	0.00	0.00
AA/Aa	0.00	0.00
A	1.14	0.00
BBB/Baa	6.46	3.12
BB/Ba	48.48	59.11
B	24.82	28.53
CCC and Below	8.92	9.24
Other 其他	1.98	0.00
Cash 現金	8.20	0.00
Total 總和	100.00	100.00

Other includes bonds that are not rated, interest rate
derivatives, FX / derivative P&L, and rounding adjustment.
其他包括沒有評級的債券、利率衍生工具、外匯/衍生
工具損益及四捨五入調整。

Currency Exposure 貨幣投資分佈 (%)

	Fund 基金	Index 指數
EUR	99.68	100.00
USD	0.19	0.00
GBP	0.13	0.00
JPY	0.00	0.00
CAD	0.00	0.00
Other 其他	0.00	0.00
Total 總和	100.00	100.00

Annual report
年度報告



Semi-annual report
半年度報告



Prospectus
認購章程



Product Key Facts
產品資料概要



For A-HMDIST(G)(hedged) share class, dividend distributions may include a premium when the interest rate of the hedged currency is higher than the fund's reference currency interest rate and may be discounted when the interest rate of the hedged currency is lower than the fund's reference currency interest rate. The Board expects to recommend distribution of substantially the whole gross investment income, and may determine the extent dividends may be paid out of realised and unrealised capital gains as well as capital. 就A股-H每月派息(G)(對沖)股份類別而言，股息分派可能計入因對沖貨幣的利率高於基金報價貨幣利率而產生的溢價，以及因對沖貨幣利率低於基金報價貨幣的利率而出現的折讓。董事會預期將就幾乎所有的總投資收益建議派發股息，並可能釐定從已變現及未變現資本收益以至資本中撥付的股息水平。

Top issuers table: credit derivatives relating to any specific issuer are included, but derivatives relating to government bonds and to bond indices are excluded. Geographic exposure basis is domicile of issuer. Running Yield describes the income investors get from their portfolio as a percentage of market value of the securities and does not include the impact of fees. Effective Duration takes into account all investments in the fund, including derivatives. Average Credit Rating takes into account all investments in the fund, including derivatives. The weight assigned to each issue is equal to its market value weight. The credit rating table excludes derivatives. Currency exposure is after hedging. 持有量最高之發行者: 當中包括特定發行商的信貸衍生工具，但並不包括與政府債券及債券指數相關的衍生工具。平均信用評級分佈涵蓋基金中的所有投資(包括衍生工具)，並以各自市值作為比重計算。地區分佈根據發行商的註冊地分類。現時收益率為投資者所得收入與其投資組合市值之百分比比較。現時收益率並未反映收費之影響。有效存續期涵蓋基金中的所有投資(包括衍生工具)。平均信用評級分佈涵蓋基金中的所有投資(包括衍生工具)，並以各自市值作為比重計算。信用評級分佈並不包括衍生工具。貨幣投資分佈以對沖後的貨幣作準。

(†) Volatility measures are not calculated for funds which are less than 3 years old. 成立不足三年的基金之波幅不會被計算。

This material is issued by FIL Investment Management (Hong Kong) Limited and it has not been reviewed by the Securities and Futures Commission ("SFC"). Investors are reminded of concentration risks and volatility associated with sector funds. Investment involves risks. Past performance is not indicative of future performance. Please refer to the Fidelity Prospectus for Hong Kong Investors and Product Key Facts for further details (including the risk factors). If investment returns are not denominated in HKD or USD, US/HK dollar-based investors will be exposed to exchange rate fluctuations. Fidelity, Fidelity International, the Fidelity International logo and F symbol are trademarks of FIL Limited.

本文件由富達基金(香港)有限公司發行。本文件未經證券及期貨事務監察委員會審核。投資者應注意行業投資所帶來的風險。投資涉及風險。基金過去表現並不表示將來亦會有類似的業績，詳情請細閱富達香港投資者認購章程及產品資料概要(包括風險因素)。若投資收益並非以港元或美元計算，以美元/港元作出投資的投資者需承受匯率波動的風險。「富達」、Fidelity、Fidelity International、Fidelity International 標誌及F標記均為FIL Limited的商標。