

HSBC OpenFunds

Global Strategy Sustainable Balanced Portfolio

Monthly report 31 May 2024 | Share class Acc C



Investment objective

The Fund aims to provide growth in line with its risk profile in the long term, which is a period of five years or more. The Fund's risk profile is rated as 3 where 1 is a lower level of risk and 5 is a higher level of risk. The Fund aims to invest in assets that form part of a sustainable investment strategy but may also invest in assets that do not form part of a sustainable investment strategy in order to meet the Fund's aim of providing growth in line with its risk profile. Please see the Prospectus for an explanation of the HSBC risk levels and sustainable investment strategies.



Investment strategy

This is one of a range of actively managed Global Strategy Sustainable Portfolios offered at different risk levels. The asset allocation of each fund in the range reflects the risk level. The Fund is managed with the aim of maximising returns in line with its agreed long term risk profile therefore any potential returns are likely to be limited by the risk profile of the Fund. The exposure to each asset class may be achieved by investing in collective investment schemes, investing directly in asset classes and investing in derivatives. The potential for the Fund to invest in assets that form part of a sustainable investment strategy, together with a focus on lower ongoing charges, is taken into consideration when deciding which asset classes the Fund will invest in and how the Fund achieves exposure to those asset classes. The Fund is not managed with reference to a benchmark.



Main risks

- Where overseas investments are held the rate of currency exchange may cause the value of such investments to go down as well as up.
- Investing in other funds involves certain risks an investor would not face if investing in markets directly. Governance of underlying assets can be the responsibility of third-party managers.
- The Fund may invest in Emerging Markets, these markets are less established, and often more volatile, than developed markets and involve higher risks, particularly market, liquidity and currency risks.

Share class details

Key metrics

NAV per share	GBP 1.09
Performance 1 month	0.63%

Fund facts

UCITS V compliant	No
UK reporting fund status (UKRS)	No
ISA eligible	Yes
Dividend treatment	Accumulating
Dealing frequency	Daily
Valuation time	12:00 United Kingdom

Share class base currency	GBP
Domicile	United Kingdom
Inception date	25 April 2022
Fund size	GBP 26,038,471
Managers	Nicholas McLoughlin

Fees and expenses

Minimum initial investment ¹	GBP 1,000,000
Ongoing charge figure ²	0.310%

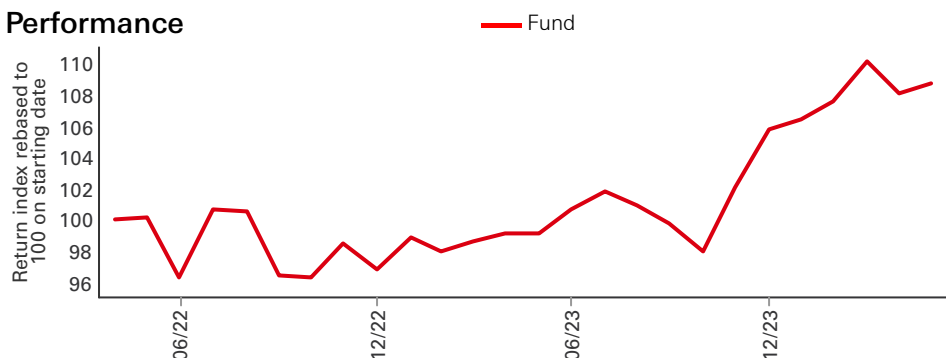
Codes

ISIN	GB00BP95B186
Bloomberg ticker	GLSBPCA LN
SEDOL	BP95B18

¹Please note that initial minimum subscription may vary across different distributors

²Ongoing Charges Figure is an estimate due to a change of fee structure.

Performance



Past performance does not predict future returns. The figures are calculated in the share class base currency, dividend reinvested, net of fees.

This is a marketing communication. Please refer to the prospectus and to the KID before making any final investment decisions.

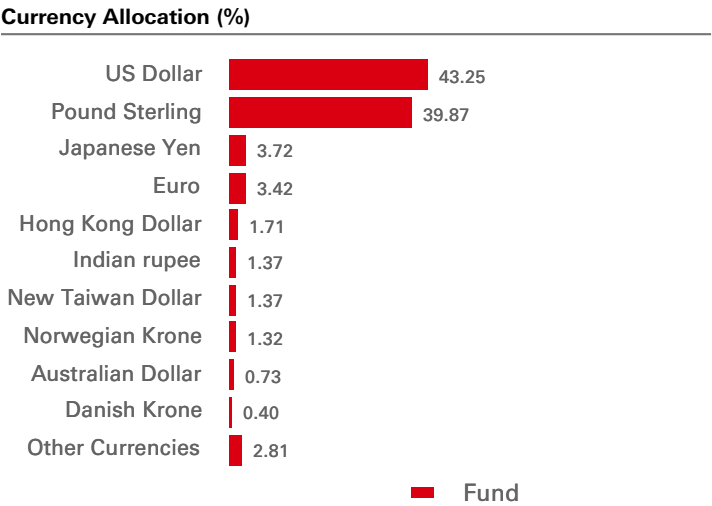
For definition of terms, please refer to the Glossary QR code and Prospectus.

Source: HSBC Asset Management, data as at 31 May 2024

Performance (%)	YTD	1 month	3 months	6 months	1 year	3 years ann	5 years ann	Since inception ann
Acc C	2.82	0.63	1.03	6.59	9.65	--	--	4.09

Rolling performance (%)	31/05/23-31/05/24	31/05/22-31/05/23	31/05/21-31/05/22	31/05/20-31/05/21	31/05/19-31/05/20
Acc C	9.65	-0.96	--	--	--

Carbon footprint	Fund	Broad market index	MSCI ESG Score	ESG score	E	S	G
Carbon intensity emissions	126.82	178.68	Fund	7.0	6.6	5.9	6.1
Carbon Intensity measures the quantity of carbon emission of a company (tonnes CO ² e/USD million revenue) Source: S&P Global Trucost			Broad market index	6.5	6.3	5.6	6.0

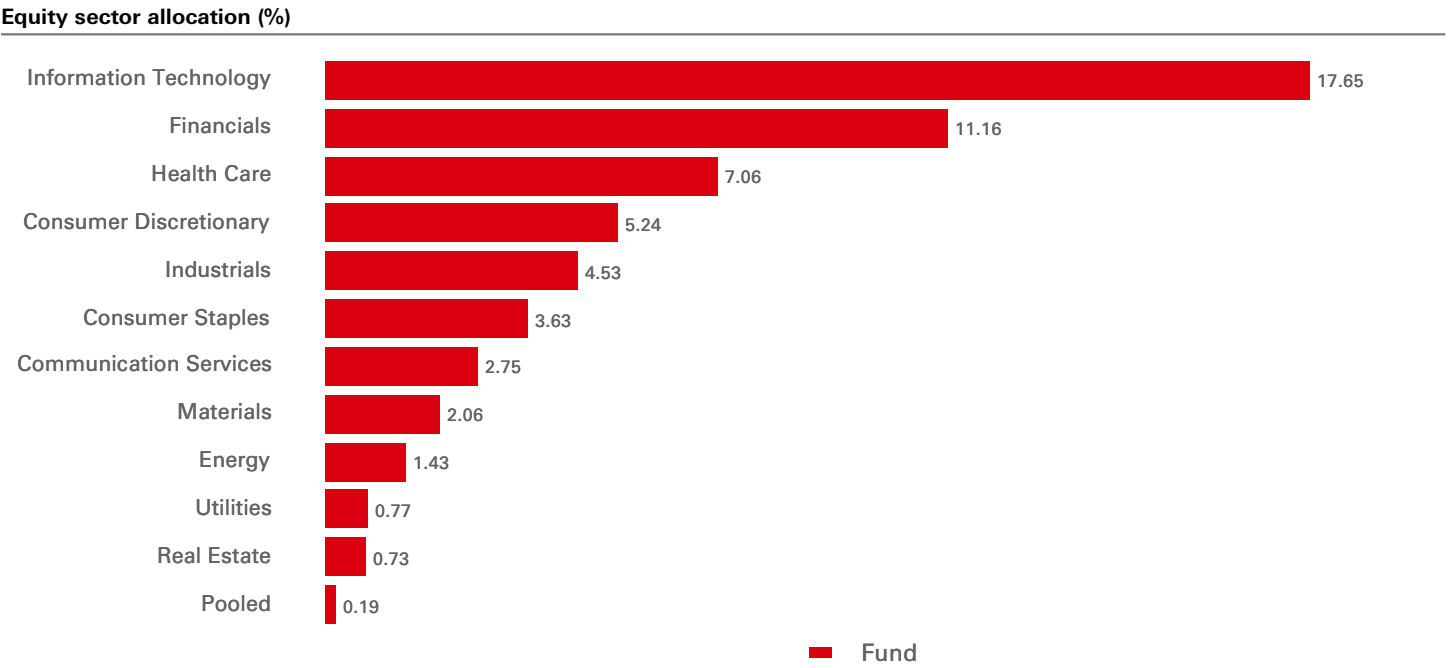
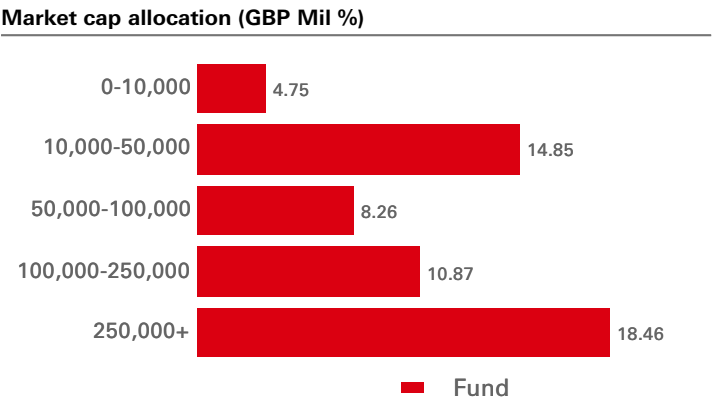


Sustainable investment style (%)	Fund
Equities - Positive Screening	57.19
Bonds - Positive Screening	34.87
Cash	1.67
Alternatives - Sustainable Thematic	6.26


Top 10 holdings	Weight (%)
HSBC USA Sustainable Equity ETF	31.60
HSBC GFI-GSGB UCS ETF-ZQHUSD	25.76
HSBC Emerging Market Sustainable Eq ETF	6.53
Amundi US Corp SRI - DR	6.43
HSBC EUROPE EX UK SUS EQUITY	6.31
HSBC FTSE EPRA DEV CPA USD A	6.26
HSBC Japan Sustainable Equity ETF	5.60
USA Sustainable Equity Index Instl Acc	4.69
Amundi Euro Corporate SRI - DR	2.69
HSBC UK Sustainable Equity ETF	1.24

Equity top 10 holdings	Location	Sector	Weight (%)
Microsoft Corp	United States	Information Technology	4.03
Apple Inc	United States	Information Technology	3.29
Johnson & Johnson	United States	Health Care	2.86
Visa Inc	United States	Financials	2.84
NVIDIA Corp	United States	Information Technology	1.98
Cisco Systems Inc	United States	Information Technology	1.35
Amazon.com Inc	United States	Consumer Discretionary	0.95
Taiwan Semiconductor Co Ltd	Taiwan	Information Technology	0.88
Schneider Electric SE	United States	Industrials	0.69
Toyota Motor Corp	Japan	Consumer Discretionary	0.58

Equity characteristics	Fund	Reference Benchmark
Average market cap (GBP Mil)	526,770	--
Price/earning ratio	16.47	--
Portfolio yield	2.04%	--



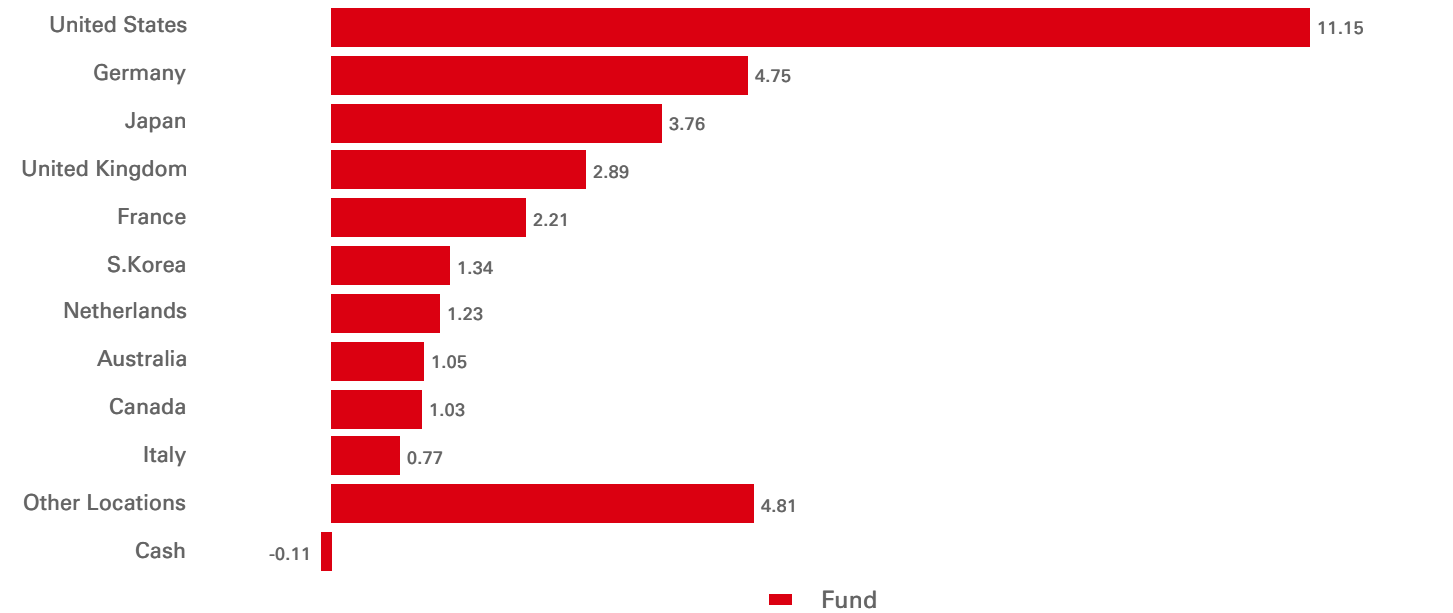
Equity geographical allocation (%)



Fixed Income Characteristics	Fund	Reference Benchmark	Relative	Credit rating (%)	Fund	Reference Benchmark	Relative
Yield to worst	4.95%	--	--	AAA	8.58	--	--
Yield to maturity	4.95%	--	--	AA	12.66	--	--
Option adjusted duration	7.15	--	--	A	8.93	--	--
Rating average	AA/AA-	--	--	BBB	4.82	--	--
				BB	0.00	--	--
				NR	0.00	--	--
				Cash	-0.11	--	--

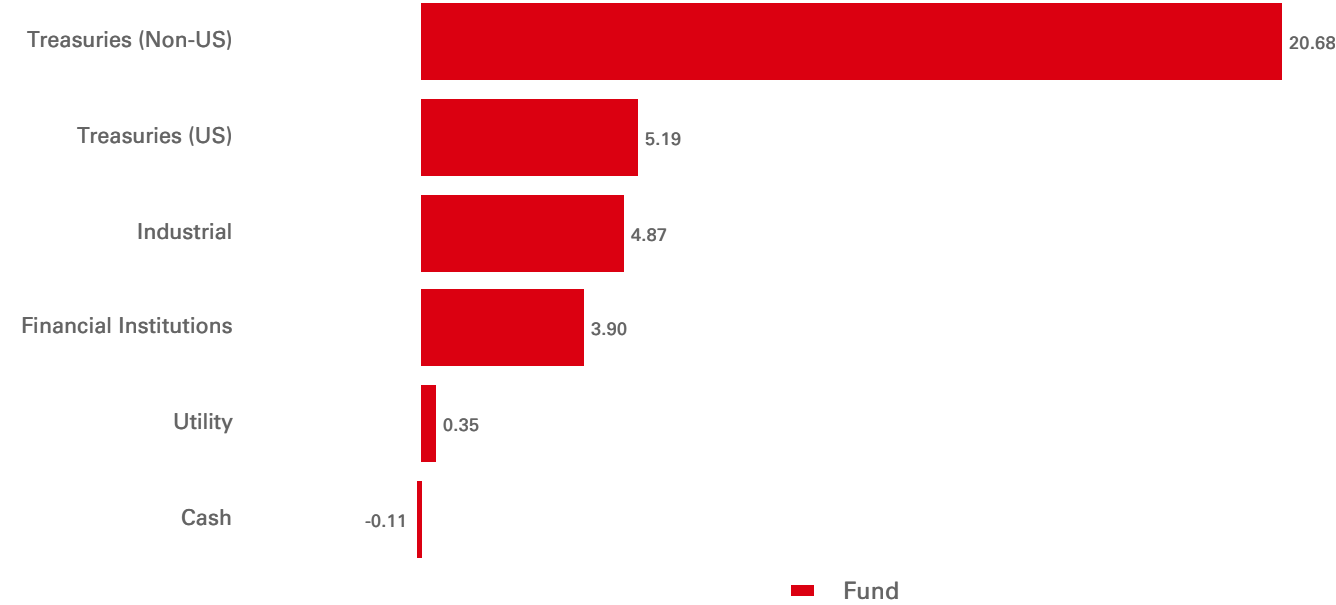
Fixed income top 10 holdings	Location	Instrument type	Weight (%)
UNITED KINGDOM GILT 0.375 22/10/2026 GBP	United Kingdom	Government Bond	0.25
US TREASURY N/B 4.250 31/01/2026 USD	United States	Treasury Note	0.23
UNITED KINGDOM GILT 4.625 31/01/2034 GBP	United Kingdom	Government Bond	0.20
United Kingdom Gilt 0.875% 22/10/2029 GBP 0.01	United Kingdom	Government Bond	0.17
BUNDESSCHATZANWEISUNGEN 2.500 19/03/2026 EUR	Germany	Government Bond	0.16
BUNDESREPUB. DEUTSCHLAND 0.250 15/02/2027 EUR	Germany	Government Bond	0.16
BUNDESREPUB. DEUTSCHLAND 0.000 15/08/2026 EUR	Germany	Government Bond	0.16
BUNDESREPUB. DEUTSCHLAND 2.600 15/08/2033 EUR	Germany	Government Bond	0.16
UK Treasury 0.125 1/30/2026 GBP 0.01	United Kingdom	Government Bond	0.15
BUNDESREPUB. DEUTSCHLAND 2.500 15/08/2046 EUR	Germany	Government Bond	0.14

Fixed income geographical allocation (%)

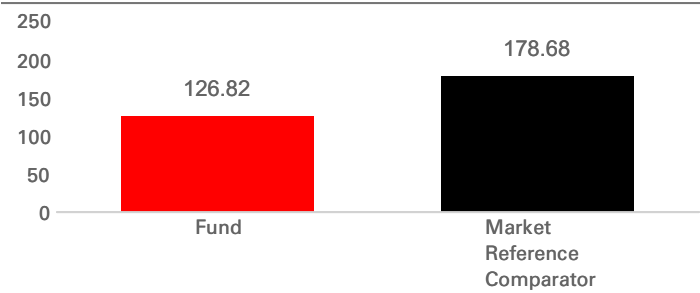


Geographical allocation (Option adjusted duration)	Fund	Reference Benchmark	Relative
United States	2.05	--	--
Japan	0.96	--	--
Germany	0.95	--	--
United Kingdom	0.68	--	--
France	0.43	--	--
S.Korea	0.37	--	--
Netherlands	0.26	--	--
Canada	0.18	--	--
Australia	0.17	--	--
Austria	0.15	--	--
Other Locations	0.97	--	--
Cash	0.00	--	--

Fixed income sector allocation (%)

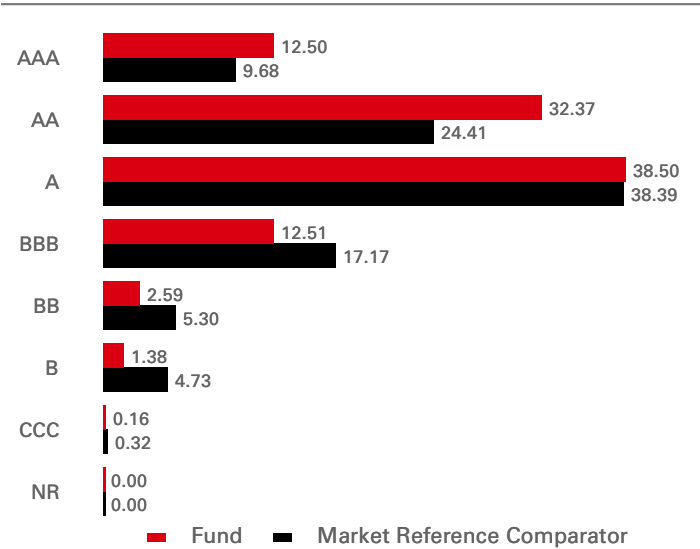


Carbon intensity emissions (%)



Over the month, the average carbon intensity of the market benchmark was measured at 175.6 tCO₂e. Our investment approach resulted in a reduction of 29%, meaning the carbon intensity of the portfolio was measured at 125.5 tCO₂e.

ESG score distribution (%)



83% of the underlying issuers held by the fund are rated AAA-A, compared to 72% of those in the reference benchmark. The average ESG score for the underlying issuers held by the fund is 7.03, while that of the reference benchmark securities was 6.49.

Stewardship

Stewardship in Action – Collaborative engagement with multinational commodity trading & mining company

Background

The company’s emission targets are misaligned with 1.5 degrees and require urgent actions to reduce emissions.

Desired Action from the company

Environmental - Strengthen short term targets such as ending greenfield Valeria project; Improve disclosure around capex plans that are Paris-aligned.

Environmental & Social - Establish and disclose a Just transition strategy for impacted assets and communities.

Social and Governance - Set specific targets linked to remuneration that shall lead to absolute emission reduction.

Engagement process

We engaged with the CEO to voice our concerns over assumptions used in Paris aligned scenario analysis. We co-filed a shareholder proposal asking for improved disclosure on 1.5-degree alignment in December 2022.

Outcome & Next Steps

The company decided to withdraw applications for approval for the new greenfield Valeria coal mine in Australia and to commit to a just transition plan. They enhanced medium term target from 40% to 50% GHG emissions by 2035, which will come primarily from the reduction of coal assets. They stated their intention to exit the World Coal Association in the progress report.

Risk disclosures

- Derivatives may be used by the Fund, and these can behave unexpectedly. The pricing and volatility of many derivatives may diverge from strictly reflecting the pricing or volatility of their underlying reference(s), instrument or asset.
- Investment Leverage occurs when the economic exposure is greater than the amount invested, such as when derivatives are used. A Fund that employs leverage may experience greater gains and/or losses due to the amplification effect from a movement in the price of the reference source.
- Liquidity is a measure of how easily the Fund’s holdings can be quickly converted to cash. The value of the Fund’s holdings may be significantly impacted by liquidity risk during adverse market conditions.
- Risk that the financial situation of the issuer of a bond or debt security deteriorates, with extreme risk that the issuer will default.

Follow us on:



For more information please contact us at E-mail:
 Wholesale.clientservices@hsbc.com.
 www.assetmanagement.hsbc.com/uk
 To help improve our service and in the interests of security we may record and/or monitor your communication with us.

Glossary



Important information

The material contained herein is for marketing purposes and is for your information only. This document is not contractually binding nor are we required to provide this to you by any legislative provision. It does not constitute legal, tax or investment advice or a recommendation to any reader of this material to buy or sell investments. You must not, therefore, rely on the content of this document when making any investment decisions.

This material is not intended for distribution to or use by any person or entity in any jurisdiction or country where such distribution or use would be contrary to law or regulation. This material is not and should not be construed as an offer to sell or the solicitation of an offer to purchase or subscribe to any investment.

Any views expressed were held at the time of preparation and are subject to change without notice. While any forecast, projection or target where provided is indicative only and not guaranteed in any way. HSBC Global Asset Management (UK) Limited accepts no liability for any failure to meet such forecast, projection or target.

To help improve our service and in the interests of security we may record and/or monitor your communication with us. HSBC Global Asset Management (UK) Limited provides information to Institutions, Professional Advisers and their clients on the investment products and services of the HSBC Group.

Approved for issue in the UK by HSBC Global Asset Management (UK) Limited, who are authorised and regulated by the Financial Conduct Authority. www.assetmanagement.hsbc.co.uk

Copyright © HSBC Global Asset Management (UK) Limited 2024. All rights reserved.

Further Information can be found in the prospectus and in our Key Investor Information Documents published in our Fund Centre at www.assetmanagement.hsbc.co.uk