

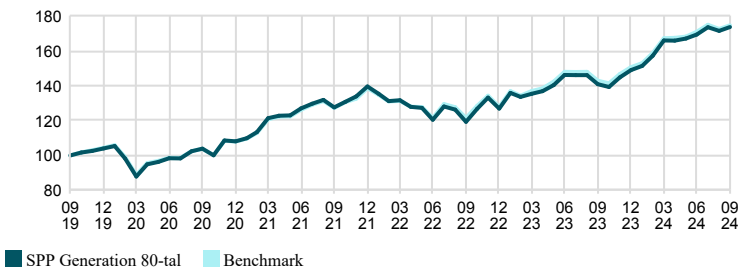
SPP Generation 80-tal is an actively managed multi asset fund which invests in Swedish as well as global equity and interest-bearing securities. The fund is a generation fund and is aimed at those of you who plan to retire during the period 2045- 2054. The fund gradually reduces the risk over time and will gradually until 2060 re-allocate from exposure against the stock market to the fixed income market. From 2060 onwards the interest rate in the fund will normally be 80 per cent. The equity part of the fund is managed close to the benchmark and the fixed income part is actively managed. Through analysis and selection, the manager takes active investment decisions and allocates the fund's exposure between different asset classes and regions. The fund follows our standard for sustainable investments, which means, among other things, that we refrain from investing in companies that are in breach of international standards and conventions. These include human rights, labour law and international law, corruption and financial crime, serious climate and environmental damage, and controversial weapons (land mines, cluster bombs and nuclear weapons). We also exclude companies where more than 5 per cent of net sales come from the production and/or distribution of fossil fuels, tobacco, weapons, alcohol, gambling, pornography, cannabis, or companies with large fossil reserves.

SPP Generation 80-tal - Monthly Returns

	Year	Year, benchmark	Jan	Feb	Mar	Apr	May	Jun	Jul	Aug	Sep	Oct	Nov	Dec
2024	16.60	15.92	1.66	3.80	5.63	-0.08	0.74	1.39	2.47	-1.21	1.26	-	-	-
2023	17.39	17.81	7.12	-1.70	1.35	1.12	2.57	4.11	-0.11	0.00	-3.55	-1.13	3.93	2.89
2022	-9.11	-7.73	-2.98	-3.16	0.41	-2.91	-0.47	-5.31	6.30	-1.44	-5.52	6.26	5.03	-4.70
2021	29.12	28.30	1.66	3.15	7.10	1.10	0.16	3.27	2.16	1.68	-3.23	2.52	2.33	4.27
2020	3.95	3.50	1.34	-6.80	-10.56	7.99	1.44	2.21	-0.06	4.18	1.43	-3.63	8.47	-0.44

Investment Performance

Time Period: 2019-09-30 to 2024-09-30




Excess Performance

Time Period: 2019-09-30 to 2024-09-30

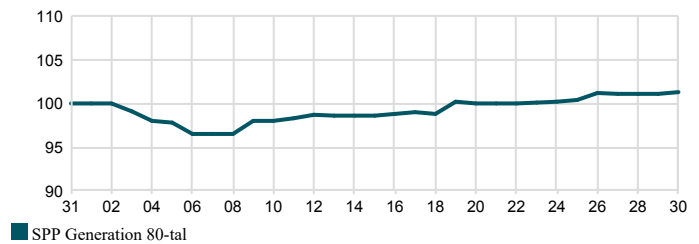


Fund Country Breakdown



Last Month

Time Period: 2024-08-31 to 2024-09-30



Facts

Manager	Olav Chen	STD 3 yr, fund	11.53
AUM	6,235 MSEK	STD 3 yr, benchmark	11.06
KID Risk (1-7)	4	Tracking Error 3 yr	1.06
NAV (2024-09-30)	231.31 SEK	Information Ratio 3 yr	-0.28
Morningstar Rating, total (2024-09-30)	4	Sharpe Ratio 3 yr	0.9
Management Fees %	0.40	Beta 3 yr	1.0
Ongoing Charges %	0.41	R ² 3 yr	99.3
Max Drawdown Recovery Period	8 months	ISIN	SE0000619355
Number Of Holdings	1063		

Trailing Returns

As Of Date: 2024-09-30

Accumulated since	Fund	Benchmark	Relative
1 m	1.26	1.18	0.08
YTD	16.60	15.92	0.68
1 yr	23.28	22.25	1.03
3 yr	36.07	37.17	-1.09
5 yr	73.68	74.66	-0.98
Annualized			
3 yr	10.80	11.10	-0.30
5 yr	11.66	11.79	-0.13

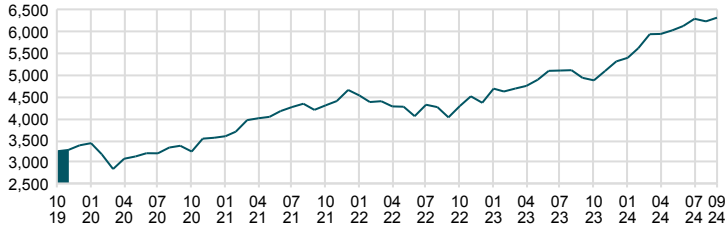
Top Ten Positions

	Weight %
Storebrand Emerging Markets A SEK	7.4
Atlas Copco AB	4.1
Apple Inc	3.1
NVIDIA	2.7
Microsoft	2.6
Investor AB-B	2.6
Volvo B	1.9
Assa Abloy B	1.8
SGB 1 11/12/2026 #1059	1.8
Skandinaviska Enskilda Banken A	1.5
Sum	29.5

Currency: SEK All performance related information is net of fees. Please note that historical return is no guarantee of future return. The value of your fund savings can both rise and fall, and you may get back less than you invested. The fund is allowed to invest more than 35 percent of the fund's assets in debt securities issued by the Swedish state. All our funds are managed according to a sustainability strategy based on the methods Solutions, Exclusions & Active ownership, please see more information at www.storebrandfonder.se/hallbarhet. Storebrand Fonder may not be held liable for any errors contained in this information. Neither Morningstar nor Storebrand Fonder is responsible for any damages, whether directly or indirectly caused by any shortcomings or errors in this information. Investors should not rely on this information without having made proper checks. Investors and potential investors should be aware that marketing of the funds outside of Sweden may be restricted or unlawful. Information about in which countries, outside of Sweden, some of the funds are marketed is disclosed in the funds' prospectuses. Prospectuses and key investor information documents for the funds are available on our website www.storebrandfonder.se/fakta.

Total Assets

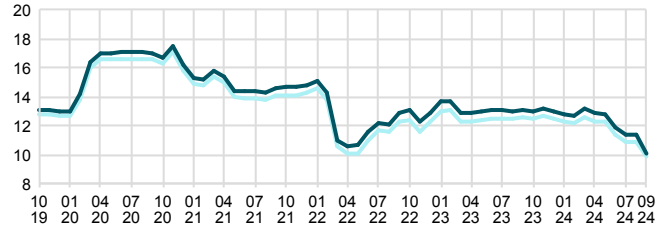
Time Period: 2019-10-31 to 2024-09-30



Standard Deviation

Time Period: 2019-10-31 to 2024-09-30

Rolling Window: 2 Years 1 Month shift

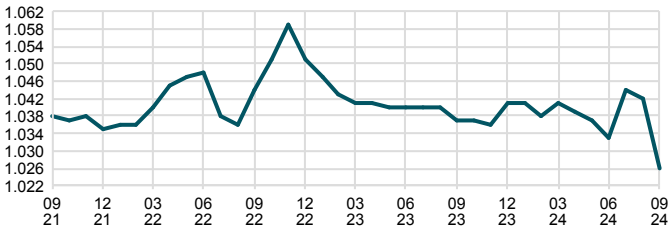


■ SPP Generation 80-tal ■ Benchmark

Rolling Beta

Time Period: 2021-09-30 to 2024-09-30

Rolling Window: 2 Years 1 Month shift

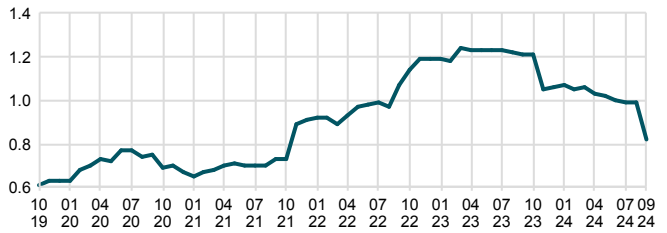


■ SPP Generation 80-tal

Tracking Error

Time Period: 2019-10-31 to 2024-09-30

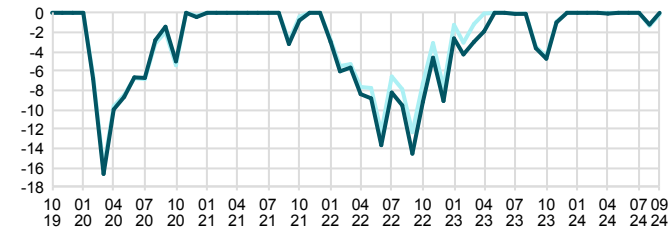
Rolling Window: 2 Years 1 Month shift



■ SPP Generation 80-tal

Drawdown

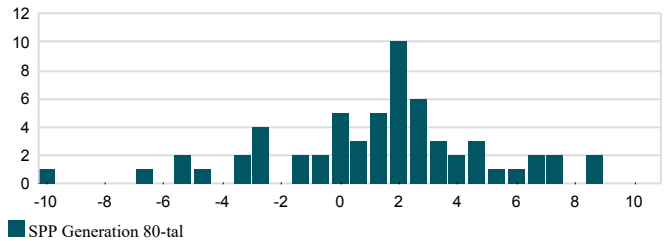
Time Period: 2019-10-31 to 2024-09-30



■ SPP Generation 80-tal ■ Benchmark

Monthly Return Distribution

Time Period: 2019-10-31 to 2024-09-30



■ SPP Generation 80-tal