

Strategy

The portfolio managers invest in a concentrated selection of businesses by focusing on companies that benefit from robust capital structures, sound corporate governance and operate in structurally growing industries. These also tend to be companies that are able to generate attractive returns for shareholders from their existing operations and future reinvestment opportunities. The fund is built on an absolute basis, from the bottom up, with little reference made to the structure of the market index. ESG considerations are integrated in the investment process, as we believe that effective management of ESG factors enhances the durability of a company's returns and will have a positive impact on shareholder outcomes over time.

Objectives & Investment Policy

- The fund aims to provide long-term capital growth with the level of income expected to be low.
- The fund will invest at least 70% in equity securities of, and related instruments providing exposure to, companies that have their head office in, are listed in, or exercise a predominant part of their activity in developing markets including, although not limited to, countries in Latin America, South East Asia, Africa, Eastern Europe (including Russia) and the Middle East.
- The fund will invest at least 50% of its net assets in securities that maintain sustainable characteristics. On an ongoing basis, the fund will consider a wide range of environmental and social characteristics such as climate change mitigation and adaptation, water and waste management, biodiversity, product safety, supply chain, health and safety and human rights.
- The fund adheres to the firm-wide exclusion list which includes but is not limited to, cluster munitions and anti-personnel landmines. Equally, issuers which the Investment Manager considers have failed to conduct their business in accordance with accepted international norms, including as set out in the United Nations Global Compact, will not form part of the fund's investment universe, in accordance with the norms-based screening applied by the Investment Manager.
- The fund has the freedom to invest outside its principal geographies, market sectors, industries or asset classes.
- The fund will invest less than 30% directly and/or indirectly in onshore China A and B Shares on an aggregated basis.
- The fund may invest in assets directly or achieve exposure indirectly through other eligible means including derivatives. The fund can use derivatives with the aim of risk or cost reduction or to generate additional capital or income, including for investment purposes, in line with the fund's risk profile.
- The fund is actively managed. The Investment Manager will reference the MSCI Emerging Markets Index (Net) (the "Index") by seeking to outperform it. The fund's performance should be assessed against its Index. The Investment Manager has a wide range of discretion relative to the Index. While the fund will hold assets that are components of the Index, it also is expected to invest in issuers, sectors, countries and security types that have different weightings from, and may not be included in the Index in order to take advantage of investment opportunities.
- Income earned by the fund is reinvested in additional shares or paid to shareholders on request.
- Shares can usually be bought and sold each business day of the fund.

Fund Facts

Launch date: 29.09.14
Portfolio manager: Amit Goel, Punam Sharma
Appointed to fund: 28.05.21, 28.05.21
Years at Fidelity: 16, 5
Fund size: €1,256m
Number of positions in fund*: 42
Fund reference currency: US Dollar (USD)
Fund domicile: Luxembourg
Fund legal structure: SICAV
Management company: FIL Investment Management (Luxembourg) S.A.
Capital guarantee: No

*A definition of positions can be found on page 3 of this factsheet in the section titled "How data is calculated and presented."

Share Class Facts

Other share classes may be available. Please refer to the prospectus for more details.


Launch date: 29.09.14
NAV price in share class currency: 21.02
ISIN: LU1102505689
SEDOL: BQV0T03
WKN: A12BKL
Bloomberg: FEMFCAE LX
Distribution type: Income
Distribution frequency: Annual
Ongoing Charges Figure (OCF) per year: 1.93% (30.04.21)
OCF takes into account annual management charge per year: 1.50%

Independent Assessment

Information is the latest available at date of publication. See Glossary for further details. As some ratings agencies may use past performance to produce their assessments, these are not a reliable indicator of future results.

Morningstar Rating: *****
 Scope Rating: (A)

Share Class Risk and Reward Profile



This risk indicator is taken from the key information document at the relevant month-end. Because it may be updated during a month, please refer to the key information document for the most up-to-date information.

- The risk category was calculated using historical performance data.
- The risk category may not be a reliable indication of the future risk profile of the fund, is not guaranteed and may change over time.
- The lowest category does not mean a "risk free" investment.
- The risk and reward profile is classified by the level of historical fluctuation of the Net Asset Values of the share class, and within this classification, categories 1-2 indicate a low level of historical fluctuations, 3-5 a medium level and 6-7 a high level.

Important Information

The value of your investment may fall as well as rise and you may get back less than you originally invested. The use of financial derivative instruments may result in increased gains or losses within the fund. This fund invests in emerging markets which can be more volatile than other more developed markets. In some emerging markets, such as Russia, the safekeeping provisions for securities benefit from less governed standards. Liquidity is a measure of how easily an investment can be converted into cash. Under certain market conditions assets may be more difficult to value or sell at a desired price. This could affect the fund's ability to meet redemptions in a timely manner. The fund promotes environmental and/or social characteristics. The Investment Manager's focus on securities of issuers which maintain sustainable characteristics may affect the fund's investment performance favourably or unfavourably in comparison to similar funds without such focus. The sustainable characteristics of securities may change over time.

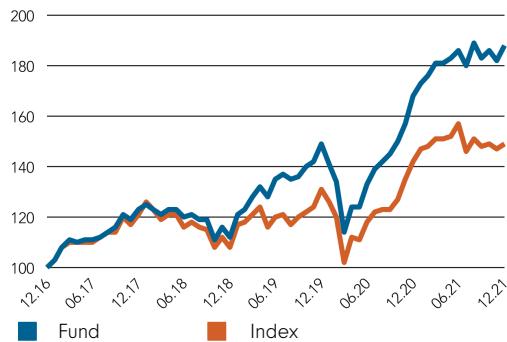
Past performance is not a reliable indicator of future results. The fund's returns can be affected by fluctuations in currency exchange rates.

Performance Comparator(s)

Peer Group Universe Morningstar EAA Fund Global Emerging Markets Equity
 Market index from 29.09.14 MSCI Emerging Markets Index (Net)

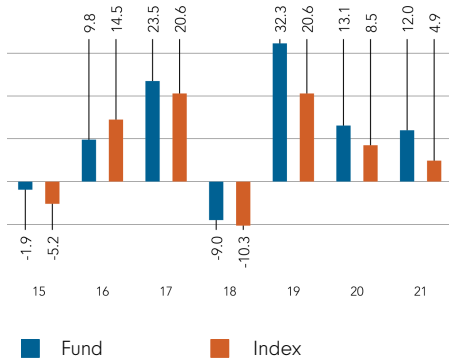
Market index is for comparative purposes only unless specifically referenced in the Objectives & Investment Policy on page 1. The same index is used in the positioning tables on this factsheet. Where the effective date for the current market index is after the share class launch date, full history is available from Fidelity.

Cumulative performance in EUR (rebased to 100)



Performance is shown for the last five years (or since launch for funds launched within that period).

Performance for calendar years in EUR (%)



Performance to 31.12.21 in EUR (%)

	1m	3m	YTD	1yr	3yr	5yr	Since 29.09.14*
Fund cumulative growth	3.6	2.8	12.0	12.0	67.5	88.2	111.6
Index cumulative growth	0.8	0.6	4.9	4.9	37.3	48.5	60.7
Fund annualised growth	-	-	-	12.0	18.8	13.5	10.9
Index annualised growth	-	-	-	4.9	11.1	8.2	6.8

Ranking within Peer Group Universe	1m	3m	YTD	1yr	3yr	5yr
Y-ACC-USD	30	41	48	48	9	4
Total number of funds	429	423	386	386	318	249
Quartile ranking**	1	1	1	1	1	1

Source of fund performance and volatility and risk measures is Fidelity. Performance is excluding initial charge.

Basis: nav-nav with income reinvested, in EUR, net of fees.

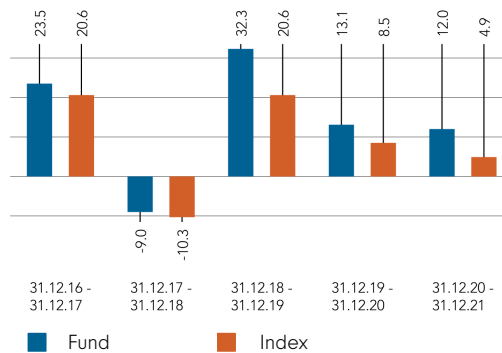
Market indices are sourced from RIMES and other data is sourced from third-party providers such as Morningstar.

*Performance commencement date.

**Quartile rank is for the fund's primary share class as identified by Morningstar, which may be different than the share class detailed in this factsheet and refers to performance over time rated on a scale of 1-4. A ranking of 1 indicates that the item being ranked is in the top 25% of the sample and so on. Rankings are based on a performance record that is included in the Peer Group Universe. In line with Investment Association methodology, this record may include a track record extension from a legacy share class and the record may not be the same class of this factsheet. Quartile ranking is an internal Fidelity International calculation. Ranking may vary by share class.

If you took an initial charge of 5.25% from an investment, this is the equivalent of reducing a growth rate of 6% per annum over 5 years to 4.9%. This is the highest initial charge applicable, if the initial charge you pay is less than 5.25%, the impact on the overall performance will be less.

Performance for 12 month periods in EUR (%)



Volatility & Risk (3 years)

Annualised Volatility: fund (%)	15.45	Annualised Alpha	7.83
Relative Volatility	0.97	Beta	0.92
Sharpe Ratio: fund	1.25	Annualised Tracking Error (%)	4.93
		Information Ratio	1.55
		R ²	0.90

Calculated using month-end data points. Definitions of these terms can be found in the Glossary section of this factsheet.

Introduction

This factsheet contains information about the composition of the fund at a particular point in time. It aims to help you understand how the fund manager is positioned to achieve the fund's objectives.

The Equity Exposure table below provides an overall view of the fund. This represents - in percentage terms - how much of the fund is invested in the market. The higher the figure, the more the fund will take part in any market rises (or falls).

The definitions section provides a more comprehensive explanation of the individual elements in the table.

The exposure and positioning tables on page 4 break the fund down into a number of different views, each providing a different perspective on the fund's investments.

How data is calculated and presented

Portfolio composition data has been calculated and presented according to several general principles, which are listed below.

- **Aggregation:** all investments, including derivatives, linked to a particular issuing company have been combined to form a total percentage holding for each company. The aggregate holding is referred to in this factsheet as a position. Where a company is listed in two separate countries, each listing may be classified as a separate issuing company. Exchange Traded Funds (ETFs) and derivatives on ETFs are treated as individual securities - ie not aggregated.

- **Categorisation:** for investments that have underlying securities we use the attributes of the underlying issuing company or common share to determine the appropriate sector, market capitalisation band and geographic area.

- **Derivatives:** all derivatives are included on an exposure basis and, where necessary, are delta-adjusted. Delta-adjusting expresses derivatives in terms of the equivalent number of shares that would be needed to generate the same return.

- **"Basket" securities:** securities that represent a number of company shares - like index futures or options - are allocated to categories (such as sector) whenever possible. Otherwise they are included in the "Other Index / Unclassified" category.

Equity Exposure (% TNA)

	Exposure (% TNA)
Equity	95.3
Other	0.0
Uninvested Cash	4.7

Definition of terms:

Equity: the percentage of the fund that is currently invested in the equity market.

Other: the value of any non-equity investments (excluding cash funds) expressed as a percentage of fund TNA.

Uninvested cash: this is 100% minus the fund's Equity exposure and minus Other. This leaves any residual cash exposure that is not invested in shares or via derivatives.

% TNA: Data is presented as a percentage of TNA, which stands for Total Net Assets (the value of all the fund's assets after the deduction of any liabilities).

Sector/Industry Exposure (% TNA)

GICS Sector	Fund	Index	Relative
Information Technology	31.0	22.7	8.3
Financials	18.7	19.4	-0.6
Consumer Discretionary	16.8	13.5	3.3
Industrials	9.4	5.1	4.3
Materials	9.1	8.6	0.5
Consumer Staples	8.2	5.9	2.4
Communication Services	2.0	10.7	-8.7
Utilities	0.0	2.4	-2.4
Real Estate	0.0	2.0	-2.0
Health Care	0.0	4.2	-4.2
Energy	0.0	5.6	-5.6
Total Sector Exposure	95.3	100.0	
Other Index / Unclassified	0.0	0.0	
Total Equity Exposure	95.3	100.0	

Market Capitalisation Exposure (% TNA)

EUR	Fund	Index	Relative
>10bn	80.0	73.4	6.6
5-10bn	7.4	14.6	-7.2
1-5bn	4.0	9.7	-5.8
0-1bn	0.4	0.1	0.3
Total Market Cap Exposure	91.7	97.9	
Index / Unclassified	3.6	2.1	
Total Equity Exposure	95.3	100.0	

Geographic Exposure (% TNA)

	Fund	Index	Relative
China	25.5	32.2	-6.7
Taiwan	18.7	16.1	2.6
India	15.5	12.5	3.0
Hong Kong	7.0	0.2	6.8
Korea (South)	6.2	12.8	-6.6
South Africa	5.6	3.2	2.4
Indonesia	3.4	1.4	2.0
Russia	2.9	3.6	-0.7
Netherlands	2.8	0.0	2.8
Canada	2.5	0.0	2.5
Others	5.3	18.1	-12.8
Total Geographic Exposure	95.3	100.0	
Other Index / Unclassified	0.0	0.0	
Total Equity Exposure	95.3	100.0	

Regional Exposure (% TNA)

	Fund	Index	Relative
Emerging Asia	69.3	78.8	-9.5
Asia Pacific (ex-Japan)	7.8	0.2	7.6
Sub-Saharan Africa	5.6	3.2	2.4
North America	3.5	0.0	3.5
Latin America	3.5	6.8	-3.3
Emerging Europe	2.9	4.9	-2.0
Europe (Eurozone)	2.8	0.2	2.6
MENA	0.0	5.9	-5.9
Total Regional Exposure	95.3	100.0	
Other Index / Unclassified	0.0	0.0	
Total Equity Exposure	95.3	100.0	

Top Positions (% TNA)

	GICS Sector	Geographic Location	Fund	Index	Relative
TAIWAN SEMICONDUCTOR MFG CO LTD	Information Technology	Taiwan	7.9	7.0	0.9
HDFC BANK LTD	Financials	India	4.7	0.0	4.7
CHINA MENGNIU DAIRY CO	Consumer Staples	China	4.1	0.2	3.9
AIA GROUP LTD	Financials	Hong Kong	4.0	0.0	4.0
MEDIATEK INC	Information Technology	Taiwan	3.9	0.8	3.0
INFOSYS LTD	Information Technology	India	3.7	1.1	2.6
LI NING CO LTD	Consumer Discretionary	China	3.5	0.3	3.2
BANK CENTRAL ASIA TBK PT	Financials	Indonesia	3.4	0.4	3.0
SAMSUNG ELECTRONICS CO LTD	Information Technology	Korea (South)	3.3	4.6	-1.3
TECHTRONIC INDUSTRIES CO LTD	Industrials	Hong Kong	3.0	0.0	3.0

Top Overweight Positions (% TNA)

	Fund	Index	Relative
HDFC BANK LTD	4.7	0.0	4.7
AIA GROUP LTD	4.0	0.0	4.0
CHINA MENGNIU DAIRY CO	4.1	0.2	3.9
LI NING CO LTD	3.5	0.3	3.2
BANK CENTRAL ASIA TBK PT	3.4	0.4	3.0
MEDIATEK INC	3.9	0.8	3.0
TECHTRONIC INDUSTRIES CO LTD	3.0	0.0	3.0
MIDEA GROUP CO LTD	2.8	0.0	2.8
ASML HOLDING NV	2.8	0.0	2.8
CHAILEASE HOLDING CO LTD	2.9	0.2	2.7

Top Underweight Positions (% TNA)

	Fund	Index	Relative
TENCENT HLDGS LTD	1.3	4.3	-3.0
ALIBABA GROUP HOLDING LTD	1.4	2.9	-1.5
MEITUAN	0.0	1.5	-1.5
SAMSUNG ELECTRONICS CO LTD	3.3	4.6	-1.3
RELIANCE INDUSTRIES LTD	0.0	1.2	-1.2
CHINA CONSTRUCTION BANK	0.0	0.9	-0.9
JD.COM INC	0.0	0.8	-0.8
VALE SA	0.0	0.7	-0.7
GAZPROM PJSC	0.0	0.7	-0.7
ICICI BANK LTD	0.0	0.7	-0.7

Positions Concentration (% TNA)

	Fund	Index
Top 10	41.5	25.1
Top 20	68.6	31.7
Top 50	95.4	44.0

Definition of terms:

Index: the index used in the positioning tables on this page is the index defined in the Performance Comparator(s) section on page 2 of this factsheet.

Top Positions: those companies in which the largest percentages of the fund's total net assets are effectively invested. Positions in other funds - including ETFs (Exchange Traded Funds) - can appear in this table, but index derivatives form part of an "Other Index / Unclassified" category which will not appear.

Top Overweight & Underweight Positions: those positions which have the largest active weight relative to the index. Positions in other funds - including ETFs (Exchange Traded Funds) - can appear in this table, but index derivatives form part of an "Other Index / Unclassified" category which will not appear.

Positions Concentration: illustrates the weight of the top 10, 20 and 50 positions in the fund and the weight of the top 10, 20 and 50 positions in the index. It does not attempt to show the coincidence of security ownership between fund and index.

The **sector/industry classification** used (ie GICS, ICB, TOPIX or IPD) varies by fund. Full descriptions of GICS, ICB, TOPIX and IPD can be found in the glossary.

Figures may not always sum to totals due to rounding

ESG Metrics

ESG refers to 'environmental, social and governance' criteria which are three central factors used in measuring the sustainability of an investment in securities of an issuer. By way of example, "environmental" may cover themes such as climate risks and natural resources scarcity, "social" may include labour issues and product liability risks such as data security and "governance" may encompass items such as business ethics and executive pay.

The factsheet is a snapshot of the portfolio at the date indicated above. ESG ratings distribution may vary over time. Representation of this data is for informational purposes only. If the SFDR classification is shown as 6 below then this fund does not promote environmental or social characteristics nor does it have a sustainable investment objective. If it is shown as 8, the data shown should not be interpreted as promoting any environmental or social characteristics for the fund or providing a sustainable investment objective. Product-specific information can be found on our website at www.fidelityinternational.com.

Sustainability Characteristics (31.12.2021)

	Fund	Index
MSCI ESG Fund Rating (AAA-CCC)	A	N/A
Weighted Average Carbon Intensity (tCo2e/\$M Revenue)	152.4	399.6
Carbon Footprint (tCO2/\$M Invested)	52.9	249.6
SFDR Classification	8	N/A

*N/A will be displayed if there is no ESG data available for the fund/index or if the coverage of underlying securities is under 50%.
 *NR - Not rated

Glossary

MSCI ESG Fund Rating: This shows the funds ESG rating based on the Quality Scores given to the fund by MSCI. This ranges from AAA, AA (Leader), A, BBB, BB (Average) to B, CCC (Laggard).

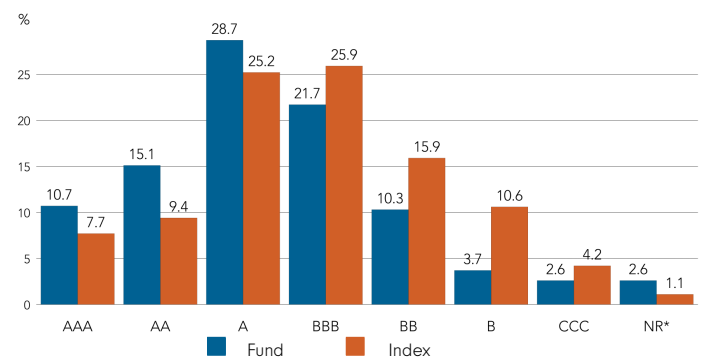
Weighted Average Carbon Intensity: Provides a snapshot of the fund's exposure to carbon-intensive companies. Greenhouse gas emissions are based on portfolio weights, rather than ownership share, to allow for comparison across multiple asset classes.

Carbon Footprint: Provides a normalized snapshot of the funds contribution to carbon emissions.

SFDR Classification: Shows the classification given to each fund as part of the EU Sustainable Finance Disclosure Regulation (SFDR). Article 9 funds aim to achieve an ESG outcome and are products with ESG objectives. Article 8 funds focus on promoting ESG characteristics and this must be a primary focus of the product. Article 6 funds integrate sustainability risks into investment analysis and decision-making, without the funds promoting environmental or social characteristics or having sustainable investments as their objective.

MSCI Ratings Distribution: This shows the percentage distribution of ESG ratings in the fund, based on the Net Asset Value of holdings excluding cash, liquidity funds, derivatives and Exchange Traded Funds.

MSCI Ratings Distribution % (31.12.2021)



Disclaimer

ESG Rating Source: ©2021 MSCI ESG Research LLC. Reproduced by permission; no further distribution. MSCI ESG Research LLC and its affiliates (the "ESG Parties"), obtain information from sources they consider reliable, none of the ESG Parties warrants or guarantees the originality, accuracy and/or completeness of any data herein. None of the ESG Parties makes any express or implied warranties of any kind, and the ESG Parties hereby expressly disclaim all warranties of merchantability and fitness for a particular purpose, with respect to any data herein. None of the ESG Parties shall have any liability for any errors or omissions in connection with any data herein. Further, without limiting any of the foregoing, in no event shall any of the ESG Parties have any liability for any direct, indirect, special, punitive, consequential or any other damages (including lost profits) even if notified of the possibility of such damages.

The information is as at the date of production based on data provided by MSCI. There may be timing differences between the date at which data is captured and reported. For more up to date information, you can visit <https://www.msci.com/esg-fund-ratings>

Carbon Data Source: Data provided by ISS ESG. All rights in the information provided by Institutional Shareholder Services Inc. and its affiliates (ISS) reside with ISS and/or its licensors. ISS makes no express or implied warranties of any kind and shall have no liability for any errors, omissions or interruptions in or in connection with any data provided by ISS.

SFDR Classification is assigned by Fidelity in line with the EU Sustainable Financial Disclosure Regulation.

Glossary / additional notes

Volatility & Risk

Annualised volatility: a measure of how variable returns for a fund or comparative market index have been around their historical average (also known as “standard deviation”). Two funds may produce the same return over a period. The fund whose monthly returns have varied less will have a lower annualised volatility and will be considered to have achieved its returns with less risk. The calculation is the standard deviation of 36 monthly returns presented as an annualised number. Volatility for funds and indices are calculated independently of each other.

Relative volatility: a ratio calculated by comparing the annualised volatility of a fund to the annualised volatility of a comparative market index. A value greater than 1 indicates the fund has been more volatile than the index. A value less than 1 shows the fund has been less volatile than the index. A relative volatility of 1.2 means the fund has been 20% more volatile than the index, while a measure of 0.8 would mean the fund has been 20% less volatile than the index.

Sharpe ratio: a measure of a fund’s risk-adjusted performance, taking into account the return on a risk-free investment. The ratio allows an investor to assess whether the fund is generating adequate returns for the level of risk it is taking. The higher the ratio, the better the risk-adjusted performance has been. If the ratio is negative, the fund has returned less than the risk-free rate. The ratio is calculated by subtracting the risk-free return (such as cash) in the relevant currency from the fund’s return, then dividing the result by the fund’s volatility. It is calculated using annualised numbers.

Annualised alpha: the difference between a fund’s expected return (based on its beta) and the fund’s actual return. A fund with a positive alpha has delivered more return than would be expected given its beta.

Beta: a measure of a fund’s sensitivity to market movements (as represented by a market index). The beta of the market is 1.00 by definition. A beta of 1.10 shows that the fund could be expected to perform 10% better than the index in up markets and 10% worse in down markets, assuming all other factors remain constant. Conversely, a beta of 0.85 indicates that the fund could be expected to perform 15% worse than the market return during up markets and 15% better during down markets.

Annualised tracking error: a measure showing how closely a fund follows the index to which it is being compared. It is the standard deviation of the fund’s excess returns. The higher the fund’s tracking error, the higher the variability of fund returns around the market index.

Information ratio: a measure of a fund’s effectiveness in generating excess return for the level of risk taken. An information ratio of 0.5 shows the fund has delivered an annualised excess return equivalent to half the value of the tracking error. The ratio is calculated by taking the fund’s annualised excess return and dividing it by the fund’s tracking error.

R²: a measure representing the degree to which a fund’s return can be explained by the returns of a comparative market index. A value of 1 signifies the fund and index are perfectly correlated. A measure of 0.5 means only 50% of the fund’s performance can be explained by the index. If the R² is 0.5 or lower, the fund’s beta (and therefore its alpha too) is not a reliable measure (due to a low correlation between fund and index).

Ongoing charges

The ongoing charges figure represents the charges taken from the fund over a year. It is calculated at the fund’s financial year end and may vary from year to year. For classes of funds with fixed ongoing charges, this may not vary from year to year. For new classes of funds or classes undergoing corporate actions (eg amendment to annual management charge), the ongoing charges figure is estimated until the criteria are met for an actual ongoing charges figure to be published.

The types of charges included in the ongoing charges figure are management fees, administration fees, custodian and depositary fees and transaction charges, shareholder reporting costs, regulatory registration fees, Directors fees (where applicable) and bank charges.

It excludes: performance fees (where applicable); portfolio transaction costs, except in the case of an entry/exit charge paid by the fund when buying or selling units in another collective investment undertaking.

For more information about charges (including details of the fund’s financial year end), please consult the charges section in the most recent Prospectus.

Historic yield

The historic yield for a fund is based on its dividends declared over the preceding 12 months. It is calculated by summing the dividend rates declared in that period, divided by the price as at the date of publication. Declared dividends may not be confirmed and may be subject to change. Where 12 months of declared dividend data does not exist a historic yield will not be published.

Sector/industry classification

GICS: The Global Industry Classification Standard is a taxonomy mainly used across MSCI and S&P indices in which each company is assigned by its principal business activity to one of 11 sectors, 24 industry groups, 69 industries and 158 sub-industries. More information is available at <http://www.msci.com/gics>

ICB: The Industry Classification Benchmark is a taxonomy mainly used across FTSE Russell indices in which each company is assigned by its principal business activity to one of 11 industries, 20 supersectors, 45 sectors and 173 subsectors. More information is available at <https://www.ftserussell.com/data/industry-classification-benchmark-icb>

TOPIX: Tokyo stock Price Index, commonly known as TOPIX, is a stock market index for the Tokyo Stock Exchange (TSE) in Japan, tracking all domestic companies of the exchange’s First Section. It is calculated and published by the TSE.

IPD means the Investment Property Databank who are a provider of performance analysis and benchmarking services for investors in real estate. IPD UK Pooled Property Funds Index - All Balanced Funds is a component of the IPD Pooled Funds Indices which is published quarterly by IPD.

Independent Assessment

Scope Fund Rating: The rating measures how well a fund has balanced risk and reward relative to its peers. The rating is based solely on performance for funds with a five year track record. Funds with a shorter history also undergo qualitative assessment. For example, this may include looking at management style. The rating scale is A = very good, B = good, C = average, D = below average and E = poor.

Morningstar Star Rating for Funds: The rating measures how well a fund has balanced risk and reward relative to its peers. Star ratings are strictly based on past performance and Morningstar suggests investors use them to identify funds that are worthy for further research. The top 10% of funds in a category will receive a 5-star rating and the next 22.5% receive a 4-star rating. Only ratings of 4 or 5 stars are displayed on the factsheet.

Primary share class: is identified by Morningstar when the analysis calls for only one share class per fund to be in the peer group. It is the share class Morningstar recommends as the best proxy for the portfolio for the relevant market and category/GIF combination. In most cases the share class chosen will be the most retail version (based upon actual management charge, inception date, distribution status, currency and other factors) unless a share class that is less retailed focused has a much longer track record. It is different to the oldest share class data point in that it is on an available for sale level and not all markets will have the oldest share class for sale in that region. The Primary share class is also based on category so each available for sale/category combination for the fund will have its own primary share class.



Important Information

This information must not be reproduced or circulated without prior permission. Fidelity International refers to the group of companies which form the global investment management organisation that provides information on products and services in designated jurisdictions outside of North America. Fidelity only offers information on its own products and services and does not provide investment advice based on individual circumstances, other than when specifically stipulated by an appropriately authorised firm, in a formal communication with the client. This communication is not directed at, and must not be acted upon by persons inside the United States and is otherwise only directed at persons residing in jurisdictions where the relevant funds are authorised for distribution or where no such authorisation is required. Unless otherwise stated all products and services are provided by Fidelity International, and all views expressed are those of Fidelity International. Fidelity, Fidelity International, the Fidelity International logo and F symbol are registered trademarks of FIL Limited. FIL Investment Management (Luxembourg) S.A. reserves the right to terminate the arrangements made for the marketing of the sub-fund and/ or its shares in accordance with Article 93a of Directive 2009/65/EC and Article 32a of Directive 2011/61/EU. Prior notice of this cessation will be made in Luxembourg Morningstar annualised growth rates, total return, sector median performance and ranks - Data Source - © 2021 Morningstar, Inc. All Rights Reserved. The information contained herein: (1) is proprietary to Morningstar and/or its content providers; (2) may not be copied or distributed; and (3) is not warranted to be accurate, complete or timely. Neither Morningstar nor its content providers are responsible for any damages or losses arising from any use of this information.

Austria: We recommend that you obtain detailed information before taking any investment decision on the basis of the current prospectus (in English and German) and KIID (key investor information document), available in English and German along with the current annual and semi-annual reports free of charge through <https://www.fidelityinternational.com>, from our distributors and from our European Service Centre in Luxembourg, FIL (Luxembourg) S.A., 2a, rue Albert Borschette BP 2174 L-1021 Luxembourg as well as from the paying agent in Austria, UniCredit Bank Austria AG, Schottengasse 6-8, 1010 Vienna. Issued by FIL (Luxembourg) S.A., authorised and supervised by the CSSF (Commission de Surveillance du Secteur Financier). Investors/ potential investors can obtain information on their respective rights regarding complaints and litigation on the following link: <https://www.fidelity.at> in German.

Chile: Neither the issuer nor the securities have been registered with the Superintendencia de Valores y Seguros pursuant to law no. 18,045, the Ley de Mercado de Valores, and regulations thereunder. This document does not constitute an offer of, or an invitation to subscribe for or purchase, the securities in the republic of Chile, other than to individually identified buyers pursuant to a private offering within the meaning of article 4 of the Ley de Mercado de Valores (an offer that is not "addressed to the public at large or to a certain sector or specific group of the public").

Czech Republic: Investments should be made on the basis of the current prospectus (in English and Czech)/Key Investor Information Document (KIID), available in English and Czech along with the current annual and semi-annual reports free of charge through <https://www.fidelityinternational.com>, from our paying agent UniCredit Bank Czech Republic a.s., Zeletovska 1525/1, 14092 Prag 4 - Michle, Czech Republic. Issued by FIL (Luxembourg) S.A., authorised and supervised by the CSSF (Commission de Surveillance du Secteur Financier). Investors/ potential investors can obtain information on their respective rights regarding complaints and litigation on the following link: <https://www.fidelity.cz> in Czech.

Finland: Investments should be made on the basis of the current prospectus (in English)/Key Investor Information Document (KIID), available in Finnish and English along with the current annual and semi-annual reports free of charge through <https://www.fidelityinternational.com>, from your financial advisor or from the branch of your bank. Issued by FIL (Luxembourg) S.A., authorised and supervised by the CSSF (Commission de Surveillance du Secteur Financier). Investors/ potential investors can obtain information on their respective rights regarding complaints and litigation on the following link: <https://www.fidelity.fi> in English.

France: Investments should be made on the basis of the current prospectus (in French)/Key Investor Information Document (KIID), available in French along with the current annual and semi-annual reports free of charge through <https://www.fidelityinternational.com>, from your financial advisor or from the branch of your bank. Issued by FIL Gestion, a portfolio management company approved by the AMF under the number GP03-004, 21 avenue Kleber, 75116 Paris. Investors/ potential investors can obtain information on their respective rights regarding complaints and litigation on the following link: <https://www.fidelity.fr> in French.

Germany: Any performance disclosure is not compliant with German regulations regarding retail clients and must therefore not be handed out to these. Investments should be made on the basis of the current prospectus (in German)/Key Investor Information Document (KIID), which is available in German along with the current annual and semi-annual reports free of charge through <https://www.fidelityinternational.com> or from FIL Investment Services GmbH, Postfach 200237, 60606 Frankfurt/Main. For German Wholesale clients issued by FIL Investments Services GmbH, Kastanienhöhe 1, 61476 Kronberg im Taunus. For German Institutional clients issued by FIL (Luxembourg) S.A., 2a, rue Albert Borschette BP 2174 L-1021 Luxembourg. For German Pension clients issued by FIL Finance Services GmbH, Kastanienhöhe 1, 61476 Kronberg im Taunus. Investors/ potential investors can obtain information on their respective rights regarding complaints and litigation on the following link: <https://www.fidelity.lu/complaints-handling-policy> in English. The information above includes disclosure requirements of the fund's management company according to Regulation (EU) 2019/1156.

Hungary: Investments should be made on the basis of the current prospectus (in English)/Key Investor Information Document (KIID), available in English and Hungarian along with the current annual and semi-annual reports free of charge through <https://www.fidelityinternational.com>, from our distributor Raiffeisenbank Zentralbank Österreich AG, Akademia u. 6, 1054 Budapest. Issued by FIL (Luxembourg) S.A., authorised and supervised by the CSSF (Commission de Surveillance du Secteur Financier). Investors/ potential investors can obtain information on their respective rights regarding complaints and litigation on the following link: <https://www.fidelity.co.hu> in Hungarian.

Italy: Investments should be made on the basis of the current prospectus (in Italian and English)/Key Investor Information Document (KIID), available in Italian along with the current annual and semi-annual reports free of charge through <https://www.fidelityinternational.com>, from your financial advisor or from the branch of your bank. Issued by FIL (Luxembourg) S.A., authorised and supervised by the CSSF (Commission de Surveillance du Secteur Financier). Investors/ potential investors can obtain information on their respective rights regarding complaints and litigation on the following link: <https://www.fidelity-italia.it> in Italian.

Liechtenstein: Investments should be made on the basis of the current prospectus (in German and English)/Key Investor Information Document (KIID), available in German and English along with the current annual and semi-annual reports free of charge through <https://www.fidelityinternational.com>, from our distributors, from our European Service Center in Luxembourg, FIL (Luxembourg) S.A., 2a, rue Albert Borschette, BP 2174, 1021 Luxembourg as well as from the Liechtenstein paying agent VP Bank AG, Aulestrasse 6, 9490 Vaduz. Issued by FIL (Luxembourg) S.A., authorised and supervised by the CSSF (Commission de Surveillance du Secteur Financier). Investors/ potential investors can obtain information on their respective rights regarding complaints and litigation on the following link: <https://www.fidelity.li> in German and English.

Luxembourg: Investments should be made on the basis of the current prospectus (in English, French and German)/Key Investor Information Document (KIID), available in English, French and German along with the current annual and semi-annual reports free of charge through <https://www.fidelityinternational.com>, from our distributors. Issued by FIL (Luxembourg) S.A., authorised and supervised by the CSSF (Commission de Surveillance du Secteur Financier). Investors/ potential investors can obtain information on their respective rights regarding complaints and litigation on the following link: <https://www.fidelity.lu> in English.

Malta: Investments should be made on the basis of the current prospectus (in English)/Key Investor Information Document (KIID), available in English along with the current annual and semi-annual reports free of charge through <https://www.fidelityinternational.com>, from Growth Investments Limited (which is licensed by the MFSA). Fidelity Funds are promoted in Malta by Growth Investments Ltd in terms of the EU UCITS Directive and Legal Notices 207 and 309 of 2004. The Funds are regulated in Luxembourg by the Commission de Surveillance du Secteur Financier. Issued by FIL (Luxembourg) S.A.

Norway: Investments should be made on the basis of the current prospectus (in English)/Key Investor Information Document (KIID), available in English and Norwegian along with the current annual and semi-annual reports free of charge through <https://www.fidelityinternational.com>, from your financial advisor or from the branch of your bank or from www.fidelity.no. Issued by FIL (Luxembourg) S.A., authorised and supervised by the CSSF (Commission de Surveillance du Secteur Financier). Investors/ potential investors can obtain information on their respective rights regarding complaints and litigation on the following link: <https://www.fidelity.no> in English.

Portugal: Investments should be made on the basis of the current prospectus (in English)/Key Investor Information Document (KIID), available in Portuguese along with the current annual and semi-annual reports free of charge through <https://www.fidelityinternational.com>. Fidelity Funds is registered with the CMVM and the legal documents can be obtained from locally authorised distributors. Issued by FIL (Luxembourg) S.A., authorised and supervised by the CSSF (Commission de Surveillance du Secteur Financier). Investors/ potential investors can obtain information on their respective rights regarding complaints and litigation on the following link: <https://www.fidelity.pt> in Portuguese.

Slovakia: Investments should be made on the basis of the current prospectus (in English)/Key Investor Information Document (KIID), available in English and Slovakian along with the current annual and semi-annual reports free of charge through <https://www.fidelityinternational.com>, from our paying agent UniCredit Bank Slovakia, a.s., Sančova 1/A 81333, Slovakia. Issued by FIL (Luxembourg) S.A., authorised and supervised by the CSSF (Commission de Surveillance du Secteur Financier). Investors/ potential investors can obtain information on their respective rights regarding complaints and litigation on the following link: <https://www.fidelity.sk> in Slovakian.

Spain: Investments should be made on the basis of the current prospectus (in Spanish and English)/Key Investor Information Document (KIID), available in Spanish along with the current annual and semi-annual reports free of charge through <https://www.fidelityinternational.com>. For the purposes of distribution in Spain, Fidelity Funds is registered with the CNMV Register of Foreign Collective Investment Schemes under registration number 649, where complete information is available from Fidelity Funds authorised distributors. The purchase of or subscription for shares in Fidelity Funds shall be made on the basis of the KIID that investors shall receive in advance. The KIID is available for inspection at the offices of locally authorised distributors as well as at the CNMV. Issued by FIL (Luxembourg) S.A., authorised and supervised by the CSSF (Commission de Surveillance du Secteur Financier). Investors/ potential investors can obtain information on their respective rights regarding complaints and litigation on the following link: <https://www.fondosfidelity.es> in Spanish.

Sweden: Investments should be made on the basis of the current prospectus (in English)/Key Investor Information Document (KIID) available in Swedish, along with the current annual and semi-annual reports free of charge through <https://www.fidelityinternational.com>, from your financial advisor or from the branch of your bank, from our European Service Centre in Luxembourg, FIL (Luxembourg) S.A., 2a, rue Albert Borschette BP 2174 L-1021 Luxembourg. Issued by FIL (Luxembourg) S.A., authorised and supervised by the CSSF (Commission de Surveillance du Secteur Financier). Investors/ potential investors can obtain information on their respective rights regarding complaints and litigation on the following link: <https://www.fidelity.se> in Swedish.

Switzerland: Fidelity undertakes the financial services of purchasing and/or selling financial instruments within the meaning of the Financial Services Act (FinSA). Fidelity is not required to assess the appropriateness and suitability under FinSA. Investments should be made on the basis of the current prospectus (in English, German and French) and KIID (key investor information document), available in English, German and French along with the current annual and semi-annual reports free of charge through <https://www.fidelityinternational.com>, from our distributors, from our European Service Center in Luxembourg FIL (Luxembourg) S.A., 2a, rue Albert Borschette BP 2174 L-1021 Luxembourg and from the representative and paying agent in Switzerland, BNP Paribas Securities Services, Paris, succursale de Zurich, Seltenstrasse 16, 8002 Zurich. Issued by FIL Investment Switzerland AG. The information provided in this marketing material constitutes an advertisement. The information provided in this marketing material should not be construed as an offer or a solicitation of an offer to purchase or sell the financial products mentioned in this marketing material. Investors/ potential investors can obtain information on their respective rights regarding complaints and litigation on the following link: <https://www.fidelity.ch> in German and English.

United Kingdom: Investments should be made on the basis of the KIID (key investor information document) which is available at www.fidelity.co.uk. The full prospectus may also be obtained from Fidelity. Please note that not all funds in the SICAV fund range are suitable for UK investors and tax advice should be sought before investing. Fidelity Funds is recognised under section 264 of the Financial Services and Markets Act 2000. Investors should note that loss caused by such recognised funds will not be covered by the provisions of the Financial Services Compensation Scheme (or by any similar scheme in Luxembourg) if the fund is unable to meet its obligations, however claims for loss in regards to such recognised funds against a Financial Conduct Authority authorised firm such as Fidelity will be. Issued by FIL Pensions Management, authorised and regulated by the Financial Conduct Authority and Financial Administration Services Limited, authorised and regulated by the Financial Conduct Authority.

United Arab Emirates: For the United Arab Emirates, the DIFC branch of FIL Distributors International Limited, is regulated by the DFSA for the provision of Arranging Deals in Investments only. All communications and services are directed at Professional Clients only. Persons other than Professional Clients, such as Retail Clients, are NOT the intended recipients of our communications or services. Investments should be made on the basis of the current prospectus and KIID (key investor information document), which are available along with the current annual and semi-annual reports free of charge from our distributors.