

Schroders

Schroder International Selection Fund Asian Opportunities

A Accumulation USD | Data as at 31.08.2020

Important Information

The fund invests primarily in equity and equity related securities of Asian (ex Japan) companies.

- The fund invests in equity would subject to equity investment risk.

- The fund invests in the emerging markets and PRC and may be subject to political and economic risks, legal and regulatory risks, liquidity and volatility risks, etc. .

- The fund invests in mainland China would subject to the risks related to investments via the Stock Connect. Stock Connect has quota limitations and its rules are subject to change with potential retrospective effect.

- The fund may use China market access to gain exposure to China A-Share indirectly and involves additional risks including lack of a secondary market in such instruments, illiquidity of the underlying securities, difficulty in selling these instruments at times when the underlying markets are closed and counterparty default risk.

- The fund may use derivatives to meet its investment objective. Derivatives exposure may involve higher counterparty, liquidity and valuation risks. In adverse situations, the fund may suffer significant losses from their derivative usage for hedging.

- For share classes with a general dividend policy, expenses will be paid out of capital rather than out of gross income. The amount of distributable income therefore increases and the amount so increased may be considered to be dividend paid out of capital. Share classes with a fixed dividend policy may pay out both income and capital in distributions. Where distributions are paid out of capital, this amounts to a return or withdrawal of part of your original investment or capital gains attributable to that and may result in an immediate decrease in the net asset value of shares.

You should not make any investment decision solely based on this document. Please read the relevant offering document carefully for further fund details including risk factors.

Investment Objectives

The fund aims to provide capital growth by investing in equity and equity related securities of Asian companies (excluding Japan).

Schroders

Schroder International Selection Fund Asian Opportunities

A Accumulation USD | Data as at 31.08.2020

Share class performance (Cumulative)

Performance (%)	1 month	3 months	6 months	YTD	1 year	3 years	5 years	10 years
Fund	5.3	25.4	14.8	6.2	20.4	19.6	77.5	134.0
Benchmark	3.5	21.8	15.3	7.0	21.6	17.1	65.0	90.8

Annual Performance (%)	2015	2016	2017	2018	2019
Fund	-4.4	5.6	50.8	-15.7	22.8
Benchmark	-9.2	5.4	41.7	-14.4	18.2

Performance over 5 years (%)



Source: Morningstar, NAV to NAV, net income reinvested, net of fees, based on Schroder International Selection Fund Asian Opportunities A Accumulation USD Units, USD. Some performance differences between the fund and the benchmark may arise as the benchmark returns are not adjusted for non-dealing days of the fund. Schroder International Selection Fund is referred to as Schroder ISF. Fund name and investment objective effective 02.04.2012. Prior to 02.04.2012, the fund name was Schroder ISF Pacific Equity. The objective was to provide capital growth primarily through investment in equity securities of Pacific Basin (ex Japan) companies. The benchmark has been changed from MSCI AC Far East ex-Japan Gross (TR) to MSCI AC Asia ex-Japan Gross (TR) on 01.12.2005, and to MSCI AC Asia ex-Japan Net TR on 02.04.2013. The full track record of the previous benchmark has been replaced with the new one. Performance is calculated from the share class's since launch date (17.01.2000). This material is issued by Schroder Investment Management (Hong Kong) Limited and has not been reviewed by the SFC. The Fund size quoted includes all classes of the Fund. Investment involves risks. Price of units may go down as well as up. Past performance is not indicative of future performance. Please refer to the relevant offering documents for fund details including risk factors.

Fund literature



Download the offering documents here

Fund facts

Fund manager	Toby Hudson
Fund launch date	29.10.1993
Fund base currency	USD
Fund size (Million)	USD 6,862.88
Number of holdings	44
Benchmark	MSCI AC Asia Ex Japan NR
Unit NAV	USD 22.4853
Hi/Lo (past 12 mths)	USD 22.6175 / USD 15.5568
Annualized Return (3Y)	6.15%

Fees & expenses

Initial charge up to	5.00%
Annual management fee	1.5%
Redemption fee	0.00%

Codes

ISIN	LU0106259558
Bloomberg	SCHPFAA LX
Reuters code	LU0106259558.LUF

Ratings and accreditation



Please refer to the Important information section for the disclosure.

Risk statistics & financial ratios

	Fund	Benchmark
Annual volatility (%) (3y)	19.9	18.2
Alpha (%) (3y)	0.7	-
Beta (3y)	1.1	-
Sharpe ratio (3y)	0.3	0.3
Information ratio (3y)	0.2	-
Price to book	2.5	-
Price to earnings	19.7	-
Predicted Tracking error (%)	3.4	-

Source: Morningstar, and Schroders for the Predicted tracking error. The above ratios are based on NAV to NAV price based performance data. These financial ratios refer to the average of the equity holdings contained in the fund's portfolio and in the benchmark (if mentioned) respectively.

Schroders

Schroder International Selection Fund Asian Opportunities

A Accumulation USD | Data as at 31.08.2020

Return of USD 10,000



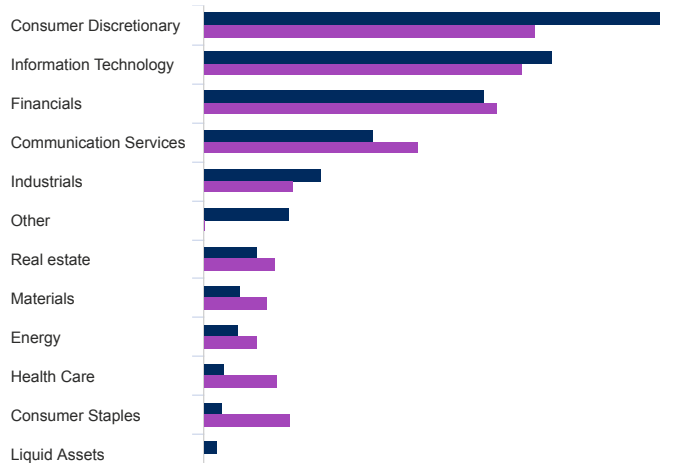
Past Performance is not a guide to future performance and may not be repeated. The value of investments and the income from them may go down as well as up and investors may not get back the amounts originally invested. Exchange rate changes may cause the value of any overseas investments to rise or fall.

The chart is for illustrative purposes only and does not reflect an actual return on any investment.

Returns are calculated NAV to NAV (which means performance does not include the effect of any initial charges), net income reinvested, net of fees.

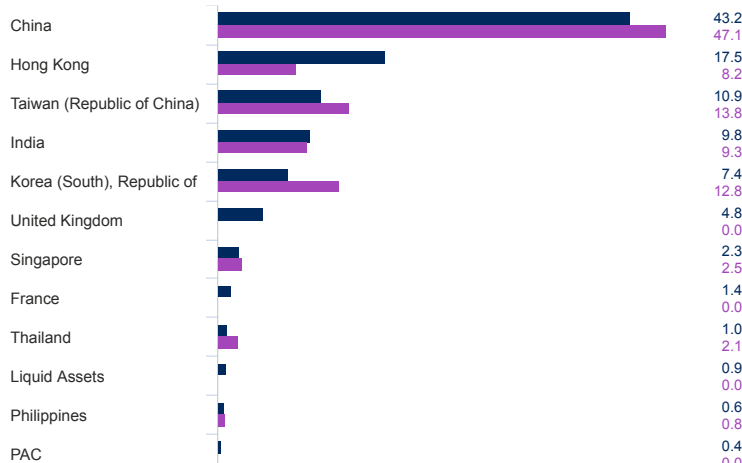
Asset allocation

Sector (%)



● Fund ● Benchmark

Geographical Breakdown (%)



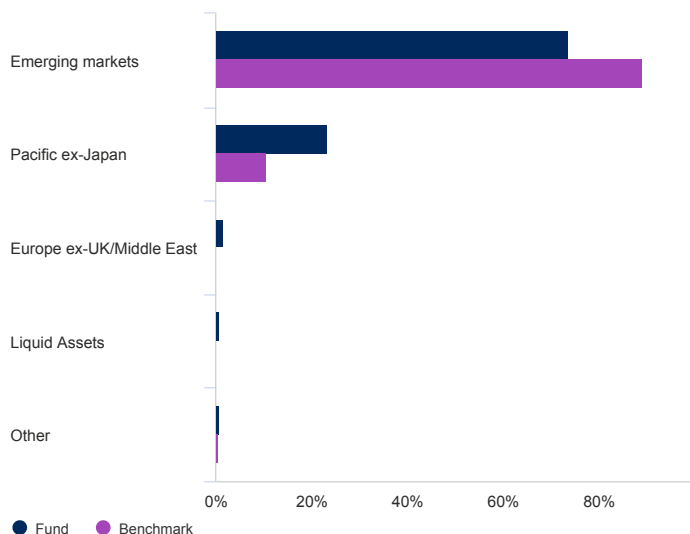
● Fund ● Benchmark

Schroders

Schroder International Selection Fund Asian Opportunities

A Accumulation USD | Data as at 31.08.2020

Region (%)



Top 10 holdings (%)

Holding name	%
Alibaba Group Holding Ltd	10.1
Taiwan Semiconductor Manufacturing Co Ltd	9.4
Tencent Holdings Ltd	9.0
Samsung Electronics Co Ltd	7.2
AIA Group Ltd	4.6
HDFC Bank Ltd	3.6
Techtronic Industries Co Ltd	3.1
New Oriental Education & Technology Group Inc	3.0
Schroder International Selection Fund - Asian Smaller Companies	2.6
Ping An Insurance Group Co of China Ltd	2.5

Source: Schroders.

Percentages of allocation may not sum up to 100% due to rounding issue. Derivatives are displayed on the notional basis of the underlying exposure where possible. Due to the different treatment of derivative types, the allocation to Liquid Assets may vary between each chart.

Share class available

	A Accumulation USD	A Distribution USD
Distribution Policy	No Distribution	Annually Variable
ISIN	LU0106259558	LU0048388663
Bloomberg	SCHPFAA LX	SCHPFAI LX

Important information

* Morningstar Rating as at 31.08.2020: © Morningstar 2020. All Rights Reserved. The information contained herein: (1) is proprietary to Morningstar and/or its content providers; (2) may not be copied or distributed; and (3) is not warranted to be accurate, complete or timely. Neither Morningstar nor its content providers are responsible for any damages or losses arising from any use of this information. Past performance is no guarantee of future results.