

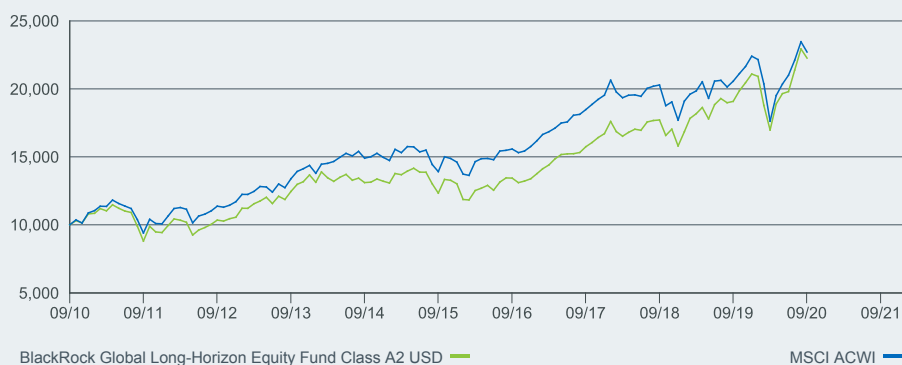
IMPORTANT:

- The Fund's investments in equities could incur significant losses due to higher fluctuation of equity values. The Fund may invest in assets denominated in various currencies. Changes in exchange rates and currency controls may affect the value of the Fund's assets.
- The Fund is subject to emerging market risk, small-cap companies' volatility and liquidity risks and foreign investments restrictions risk.
- The Fund may use derivatives for hedging and for investment purposes. However, usage for investment purposes will not be extensive. The Fund may suffer losses from its derivatives usage.
- The value of the Fund can be volatile and can go down substantially within a short period of time. It is possible that a certain amount of your investment could be lost.
- Investors should not make investment decisions based on this document alone. Investors should refer to the Prospectus and Key Facts Statement for details including risk factors.

INVESTMENT OBJECTIVE

The Global Long-Horizon Equity Fund seeks to maximise total return. The Fund invests globally, with no prescribed country, regional or capitalisation limits, at least 70% of its total assets in equity securities. The Fund may invest in equity securities that, in the opinion of the Investment Adviser, have a sustained competitive advantage and will typically be held over a long-term horizon. Currency exposure is flexibly managed.

GROWTH OF 10,000 FOR PAST 10 YEARS



These figures show as a NAV change of the Fund based on a hypothetical 10,000 investment in the share class.

CUMULATIVE PERFORMANCE (%)


	3 mths	6 mths	YTD	1 Year	2 Years	3 Years	5 Years	Since Launch
Share Class	12.42	31.16	5.54	16.68	25.70	41.42	80.53	607.95
Benchmark	8.13	28.91	1.37	10.44	11.97	22.91	63.27	509.69

CALENDAR YEAR PERFORMANCE (%)

	2019	2018	2017	2016	2015
Share Class	33.52	-5.43	24.80	2.83	-1.44
Benchmark	26.60	-9.41	23.97	7.86	-2.36

Share class performance is calculated on a Net Asset Value (NAV) basis, with income reinvested, net of fees. Performance is calculated in the relevant share class currency, including ongoing charges and taxes and excluding subscription and redemption fees, if applicable. Benchmark performance displayed in denominated currency and for comparative purpose only. Source: BlackRock. **Past performance is not a guide to future performance and should not be the sole factor of consideration when selecting a product.** Investors may not get back the full amount invested.

RATINGS



Morningstar, Inc. All Rights Reserved.

KEY FACTS

Asset Class	Equity
Morningstar Category	Global Large-Cap Growth Equity
Inception Date	29-Feb-1996
Share Class Launch Date	29-Feb-1996
Fund Base Currency	USD
Share Class Currency	USD
Fund Size (mil)	516.84 USD
Benchmark	MSCI ACWI
Domicile	Luxembourg
Fund Type	UCITS
ISIN	LU0011850046
Bloomberg Index Ticker	MIGGLOI
Distribution Frequency	Non-Distributing

PORTFOLIO MANAGERS

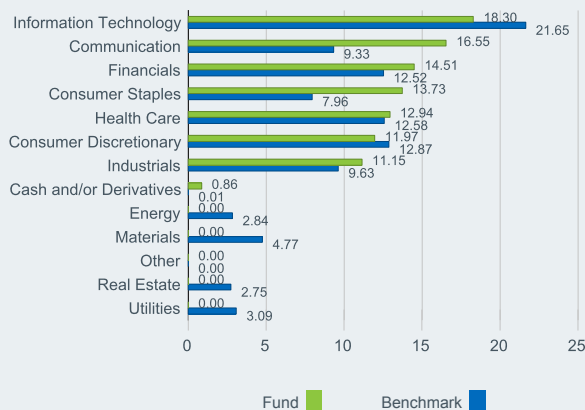
Andrew Wheatley Hubbard
Molly Greenen

TOP HOLDINGS (%)

MASTERCARD INC CLASS A	6.47
MONDELEZ INTERNATIONAL INC CLASS A	5.60
BOSTON SCIENTIFIC CORP	5.53
WALT DISNEY	5.25
UNITEDHEALTH GROUP INC	4.84
OTIS WORLDWIDE CORP	4.66
RECKITT BENCKISER GROUP PLC	4.46
COMCAST CORP CLASS A	4.26
T MOBILE US INC	4.14
HDFC BANK LTD	4.13
Total	49.34

Holdings subject to change.

SECTOR BREAKDOWN (%)



Negative weightings may result from specific circumstances (including timing differences between trade and settlement dates of securities purchased by the funds) and/or the use of certain financial instruments, including derivatives, which may be used to gain or reduce market exposure and/or risk management. Allocations are subject to change. Due to rounding, the total may not be equal to 100 %.

PORTFOLIO CHARACTERISTICS

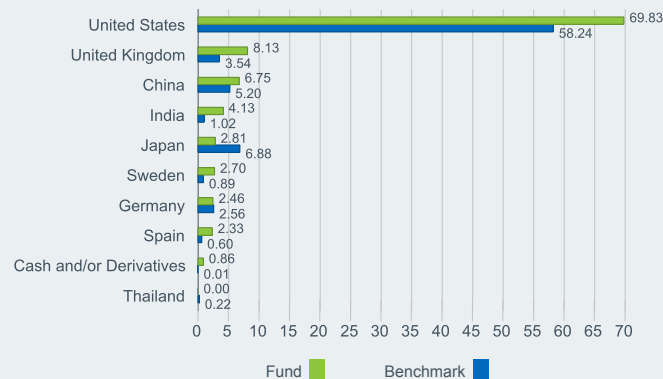
Weighted Average Market Capitalisation (millions)	223,523.18 USD
Price to Earnings Ratio	20.00x
Price to Book Ratio	3.55x

FEES AND CHARGES

Max Initial Charge	5.00%
Management Fee (incl. Distribution Fee, if any)	1.50%
Performance Fee	0.00%

For Fee details, please refer to the Fund Prospectus.

GEOGRAPHIC BREAKDOWN (%)



Geographic exposure relates principally to the domicile of the issuers of the securities held in the product, added together and then expressed as a percentage of the product's total holdings. However, in some instances it can reflect the geography where the issuer of the securities carries out much of their business. "Others" excluded from the chart above.

MARKET CAPITALISATION (%)



+852 3903 2688

clientservice.asiapac@blackrock.com

www.blackrock.com/hk

Prior to 1 February 2020, the Fund was managed by Andrew Wheatley-Hubbard. Prior to 1 May 2019, the Fund was managed by Stuart Reeve and Andrew Wheatley-Hubbard. Prior to 1st April 2019, the Fund was managed by Jane Holl, Andrew Wheatley-Hubbard and Stuart Reeve. On 25 March 2019 the Fund renamed from BlackRock Global Opportunities Fund to BlackRock Global Long-Horizon Equity Fund. The Fund changed its investment policy and objective in 2017. Prior to this performance of the Fund was achieved under circumstances that no longer apply.

Sources: BlackRock and Morningstar. Performance is shown as of the month end in share class currency on a NAV to NAV price basis with income reinvested, net of fees. The above Fund data is for information only and does not constitute an offer or invitation to anyone to invest in any BlackRock Global Funds (BGF) and has not been prepared in connection with any such offer. The Funds mentioned in this document are Funds of BlackRock Global Funds. BGF is an open-ended investment company established in Luxembourg which is available for sale in certain jurisdictions only. BGF is not available for sale in the U.S. or to U.S. persons. Product information concerning BGF should not be published in the U.S. Investment involves risk. Past performance is not necessarily a guide to future performance or returns. The value of investments and the income from them can fluctuate and is not guaranteed. Rates of exchange may cause the value of investments to go up or down. Investors may not get back the amount they invest. Individual stock price/figure does not represent the return of the Fund. The investment returns are denominated in share class dealing currency, which may be a foreign currency. If so, US/HK dollar-based investors are therefore exposed to fluctuations in the US/HK dollar/foreign currency exchange rate. For Hong Kong investors, please refer to the BGF Prospectus for details, including risk factors. Issued by BlackRock Asset Management North Asia Limited. This material and the BlackRock website (www.blackrock.com/hk) have not been reviewed by the Securities and Futures Commission of Hong Kong. BlackRock is a registered trademark of BlackRock, Inc. © 2020 BlackRock, Inc. All Rights Reserved. All other trademarks are those of their respective owners.

BLACKROCK®
貝萊德