

# AB US Small and Mid Cap Value CIT (W Series)

Release Date: 06-30-2020

**Benchmark**  
Russell 2500 Value TR USD

**Fee Class**  
P-3

**Overall Morningstar Rating™**  
☆☆☆

**Morningstar Return**  
Average

**Morningstar Risk**  
Above Average

Out of 386 Mid-Cap Value investments. An investment's overall Morningstar Rating, based on its risk-adjusted return, is a weighted average of its applicable 3-, 5-, and 10-year Ratings. See disclosure page for details.

## Investment Information

### Investment Objective & Strategy

The US Small and Mid-Cap Value strategy (the "Strategy") is a "deeper-value with a catalyst" strategy, whereby portfolio holdings possess both attractive valuation and compelling investment catalysts. We use rigorous research to identify companies that are attractively valued relative to their long-term, normalized cash earnings power and to construct a portfolio that seeks to maximize returns on a measured risk-adjusted basis. We seek companies with identifiable investment catalysts that our research suggests will occur in a relatively short to medium-term time frame. The Strategy seeks to outperform its benchmark by 3% over a full market cycle, before fees.

### Operations and Management

Inception Date 04-17-20  
Trustee Wilmington Trust, N.A.  
Website www.wilmingtontrust.com  
Telephone 1-866-427-6885  
Sub-Advisor AllianceBernstein L.P.  
CUSIP 97182E758

### Portfolio Manager(s)

Erik Turenchalk  
James MacGregor, CFA

### Morningstar Category: Mid-Cap Value

Some mid-cap value portfolios focus on medium-size companies while others land here because they own a mix of small-, mid-, and large-cap stocks. All look for U.S. stocks that are less expensive or growing more slowly than the market. Stocks in the middle 20% of the capitalization of the U.S. equity market are defined as mid-cap. Value is defined based on low valuations (low price ratios and high dividend yields) and slow growth (low growth rates for earnings, sales, book value, and cash flow).

### Volatility Analysis

3-Yr Risk Measures as of 06-30-20	Port Avg	Benchmark
Standard Deviation	23.63	22.91
Sharpe Ratio	-0.10	-0.07
Information Ratio	-0.37	—
R-Squared	98.85	—
Beta	1.03	—
Alpha	-0.81	—

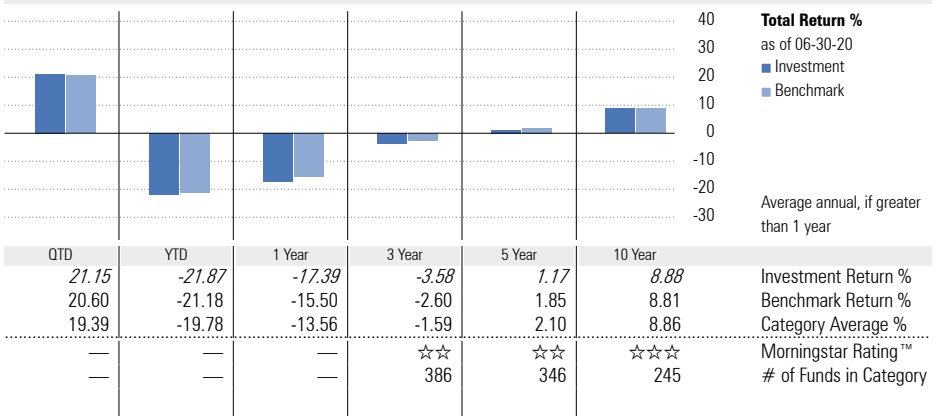
Best 3 Month Return	Worst 3 Month Return
41.20%	-38.50%
(Mar '09 - May '09)	(Sep '08 - Nov '08)

### Notes

Wilmington Trust, N.A. Collective Funds (WTNA Funds) are bank collective investment funds; they are not mutual funds.

**For Use by Institutional Investors Only – Not Intended for Distribution to Retail Investors**

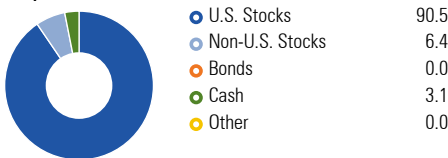
## Performance



**Performance Disclosure:** The performance data quoted represents past performance and does not guarantee future results. The investment return and principal value of an investment will fluctuate; thus an investor's units, when redeemed, may be worth more or less than their original cost. Current performance may be lower or higher than return data quoted herein. Performance returns prior to inception of this fee class are shown in italics and based upon the performance of the AB US Small and Mid Cap Value CIT Class B from its inception date 08-31-2007 restated to reflect fees and expenses of this fee class. Please refer to the performance section of the disclosure page for more information.

## Portfolio Analysis

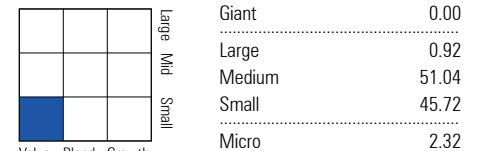
### Composition as of 05-31-20



### Top 10 Holdings as of 05-31-20

Asset	% Assets
AB Government Money Market AB	3.10
Williams-Sonoma Inc	2.14
Papa John's International Inc	1.76
Masonite International Corp	1.73
The Hain Celestial Group Inc	1.68
CubeSmart	1.59
Regal Beloit Corp	1.54
PulteGroup Inc	1.53
Alliant Energy Corp	1.51
Nomad Foods Ltd	1.48
Total Number of Stock Holdings	94
Total Number of Bond Holdings	0
Annual Turnover Ratio %	—
Total Fund Assets (\$mil)	88.87

### Morningstar Equity Style Box™ as of 05-31-20



### Morningstar Equity Sectors as of 05-31-20

Sector	% Fund
Cyclical	52.79
Basic Materials	2.04
Consumer Cyclical	18.69
Financial Services	19.18
Real Estate	12.88
Sensitive	34.14
Communication Services	0.54
Energy	3.26
Industrials	17.50
Technology	12.84
Defensive	13.06
Consumer Defensive	5.52
Healthcare	3.43
Utilities	4.11

**Principal Risks:** Please refer to the Additional Fund Information and Principal Risk Definitions document for more information.

Capitalization, Conflict of Interest, Currency, Derivatives, Foreign Securities, High Portfolio Turnover, Leverage, Management, Market/Market Volatility, Non-Diversification, Restricted/Illiquid Securities

# Disclosure

## Performance

Performance data given represents past performance and should not be considered indicative of future results of the AB US Small and Mid Cap Value CIT (W Series) (the "Fund"). The Fund is not a mutual fund and is not registered as an investment company under the Investment Company Act of 1940. The Fund is not FDIC-insured, may lose value and is not guaranteed by a bank or other financial institution.

Performance data reflects a specific class of units. Other fee classes may currently be available or may become available in the future. Not all fee classes are available for investment by all plans. Fees vary across fee classes, and the net returns investors earn will be different from one fee class to another.

## Management of the Fund

*Trustee:* Wilmington Trust, N.A. (the "Trustee") serves as the Trustee of the Fund and maintains ultimate fiduciary authority over the management of, and investments made in, the Fund. The Fund is part of the Wilmington Trust Collective Investment Trust (the "Trust") operated by the Trustee.

Wilmington Trust is a registered service mark. Wilmington Trust Company, operating in Delaware only, Wilmington Trust, N.A., M&T Bank and certain other affiliates, provide various fiduciary and non-fiduciary services, including trustee, custodial, agency, investment management and other services. Loans, retail and business deposits, and other personal and business banking services and products are offered by M&T Bank, member FDIC. Wilmington Trust Investment Advisors, Inc. is a SEC-registered investment advisor providing investment management services to Wilmington Trust and M&T affiliates and clients.

*Sub-Advisor:* AllianceBernstein L.P.

The AB Multi-Manager Retirement Trust Funds (W Series) are collective investment funds maintained by Wilmington Trust, N.A. as Trustee. The funds invest in funds of the AB Collective Investment Trust (the Trust). The Trust's Advisor is AllianceBernstein L.P. ("AB"). AB has been singularly focused on asset management and research for more than 50 years. AB's pure asset-management focus helps it maintain a highly effective investment organization with a culture that exists solely to benefit its clients. AB's global client base includes some of the world's leading institutions as well as private clients and retail investors. AB has portfolio managers and research analysts in offices worldwide, permitting the firm to incorporate a truly global perspective into every investment decision.

## Investment Process:

The Strategy employs a systematic and disciplined bottom-up investment process characterized by a unique integration of fundamental and quantitative research. Investment decisions are made based upon AB's analysts' proprietary internal research and the judgment of the portfolio management team.

The investment process has three main components: 1) identifying and researching attractive opportunities, 2) rigorous research review and 3) portfolio construction. AB begin with a universe of approximately 2,500 small- and mid-capitalization stocks and focus on those with market

capitalizations between \$1-5 billion at time of initial purchase. Identifying and Researching Opportunities

Screening and Prioritizing: AB uses proprietary multi-factor quantitative model to systematically rank the universe by expected return using near and long-term value and success factors. AB considers fundamental insights such as industry cycles and themes, inflection points and company level catalysts. AB combines these insights to narrow the universe of stocks that we feel are good candidates for further investigation.

Fundamental Research: Fundamental research is conducted by AB's focused small- and mid-cap specialists and is augmented by global industry analysts. AB seeks to thoroughly understand a company's long-term ability to generate profits and cash flow. The research process encompasses both the company of interest and the industry in which it operates to create a comprehensive picture of the key determinants of profitability. Researchers rely on financial statements and reports, independent and industry data sources, interviews with company and competitor management teams and industry experts, and discussions with suppliers and customers. AB combines qualitative analysis, such as assessment of management quality, with quantitative forecasts of financial variables, earnings quality, and balance sheet structure to create a complete view of financial performance. The output of all this research is a detailed 5-yr forecast of a company's income statement, cash flows, and balance sheet, where the 5th year reflects normal profit conditions. The analyst's work is then subjected to a rigorous research review.

## Research Review

At research review, analysts present their forecasts, along with the most persuasive bull and bear cases for the stock. Analysts quantify the upside and downside risks around their forecasts. Participants in the review include the portfolio managers, the small- and mid-cap research team, other analysts and/or sector leaders, and other senior investment professionals as appropriate. The goal of the research review is to reach an investment conclusion on the stock (i.e., whether to buy or sell the investment or if further research is required). While the decision to buy a stock is almost always reached by consensus, AB's CIO James McGregor has the ultimate decision-making authority.

## Benchmark: Russell 2500 Value TR USD

The index measures the performance of the small to mid-cap value segment of the US equity universe. It includes Russell 2500 index companies with lower price-to-book and lower forecasted growth values. It is market-capitalization weighted.

## Notes Regarding Return Information

Return figures represent the total change in net assets with capital gains and income dividends reinvested. Performance information is presented net of any applicable trustee fees, management fees, or other fees or expenses which are borne by the Fund. See "Fees and Expenses" for more information.

## Morningstar Rating™

The Morningstar Rating™ for funds, or "star rating", is calculated for managed portfolios (including mutual funds, variable annuity and variable life subaccounts, exchange-

traded funds, close-end funds, and separate accounts) with at least a three-year history. Exchange-traded funds and open-ended mutual funds are considered a single population for comparative purposes. It is calculated based on a Morningstar Risk-Adjusted Return measure that accounts for variation in a managed product's monthly excess performance, placing more emphasis on downward variations and rewarding consistent performance. The Morningstar Rating does not include any adjustment for sales load. The top 10% of products in each product category receive 5 stars, the next 22.5% receive 4 stars, the next 35% receive 3 stars, the next 22.5% receive 2 stars, and the bottom 10% receive 1 star. The Overall Morningstar Rating for a managed product is derived from a weighted average of the performance figures associated with its three-, five-, and 10-year (if applicable) Morningstar Rating metrics.

For collective investment funds, the Morningstar Rating presented is hypothetical, because Morningstar does not independently analyze CITS. Rather, the rating is assigned as a means to compare these funds with the universe of mutual funds that Morningstar rates. The evaluation of this investment does not affect the retail mutual fund data published by Morningstar.

## Morningstar Return

The Morningstar Return rates a fund's performance relative to other managed products in its Morningstar Category. It is an assessment of a product's excess return over a risk-free rate (the return of the 90-day Treasury Bill) in comparison with the products in its Morningstar category. In each Morningstar category, the top 10% of products earn a High Morningstar Return (High), the next 22.5% Above Average (+Avg), the middle 35% Average (Avg), the next 22.5% Below Average (-Avg), and the bottom 10% Low (Low). Morningstar Return is measured for up to three time periods (three, five, and 10 years). These separate measures are then weighted and averaged to produce an overall measure for the product. Products with less than three years of performance history are not rated.

## Morningstar Risk

Morningstar Risk evaluates a fund's downside volatility relative to that of other products in its Morningstar Category. It is an assessment of the variations in monthly returns, with an emphasis on downside variations, in comparison with the products in its Morningstar category. In each Morningstar category, the 10% of products with the lowest measured risk are described as Low Risk (Low), the next 22.5% Below Average (-Avg), the middle 35% Average (Avg), the next 22.5% Above Average (+Avg), and the top 10% High (High). Morningstar Risk is measured for up to three time periods (three, five, and 10 years). These separate measures are then weighted and averaged to produce an overall measure for the product. Products with less than three years of performance history are not rated.

## Morningstar Style Box™

For equity funds, the vertical axis shows the market capitalization of the long stocks owned and the horizontal axis shows investment style (value, blend, or growth).

For fixed-income funds, the vertical axis shows the credit

# Disclosure

quality of the long bonds owned, and the horizontal axis shows interest rate sensitivity as measured by a bond's effective duration.

Morningstar seeks credit rating information from fund companies on a periodic basis (e.g., quarterly). In compiling credit rating information, Morningstar accepts credit ratings reported by fund companies that have been issued by all Nationally Recognized Statistical Rating Organizations (NRSROs). For a list of all NRSROs, please visit <http://www.sec.gov/ocr/ratingagency.html>. Additionally, Morningstar accepts foreign credit ratings from widely recognized or registered rating agencies. If two rating organizations/agencies have rated a security, fund companies are to report the lower rating; if three or more organizations/agencies have rated a security, fund companies are to report the median rating, and in cases where there are more than two organization/agency ratings and a median rating does not exist, fund companies are to use the lower of the two middle ratings. PLEASE NOTE: Morningstar, Inc. is not itself an NRSRO nor does it issue a credit rating on the fund. An NRSRO or rating agency ratings can change from time-to-time.

For credit quality, Morningstar combines the credit rating information provided by the fund companies with an average default rate calculation to come up with a weighted-average credit quality. The weighted-average credit quality is currently a letter that roughly corresponds to the scale used by a leading NRSRO. Bond funds are assigned a style box placement of "low", "medium", or "high" based on their average credit quality. Funds with a low credit quality are those whose weighted-average credit quality is determined to be less than "BBB-"; medium are those less than "AA-", but greater or equal to "BBB-"; and high are those with a weighted-average credit quality of "AA-" or higher. When classifying a bond portfolio, Morningstar first maps the NRSRO credit ratings of the underlying holdings to their respective default rates (as determined by Morningstar's analysis of actual historical default rates). Morningstar then averages these default rates to determine the average default rate for the entire bond fund. Finally, Morningstar maps this average default rate to its corresponding credit rating along a convex curve.

For interest-rate sensitivity, Morningstar obtains from fund companies the average effective duration. Generally, Morningstar classifies a fixed-income fund's interest-rate sensitivity based on the effective duration of the Morningstar Core Bond Index (MCBI), which is currently three years. The classification of Limited will be assigned to those funds whose average effective duration is between 25% to 75% of MCBI's average effective duration; funds whose average effective duration is between 75% to 125% of the MCBI will be classified as Moderate; and those that are at 125% or greater of the average effective duration of the MCBI will be classified as Extensive. In addition, for non-US taxable and non-US domiciled fixed income funds, static duration breakpoints are used: (i) Limited: less than or equal to 3.5 years; (ii) Moderate: greater than 3.5 and less than equal to 6 years; (iii) Extensive: greater than 6 years.

## Fees and Expenses

The participant will incur trustee fees, sub-advisor fees and underlying fund fees including fees paid to the manager of the of the underlying fund and other operating expenses related to the Fund. Other operating expenses may include, but are not limited to, audit expenses, custody service fees, tax form preparation expenses, legal and other fees.

All fees and expenses will be reimbursed from the Fund when they are incurred. Any expenses incurred in connection with the investment and reinvestment of Fund assets including, without limitation, any transfer agency fees, brokerage commissions and expenses, will be charged against the Fund.

Participants in the Fund may also incur expenses from the Underlying Fund, which include audit fees and other expenses. The Underlying Fund Fees are expensed directly to the Underlying Fund or the Funds in which it invests, as applicable, and are not charged directly to the Fund. Underlying Fund Fees are not used to calculate the Fund's net asset value. They have no impact on the costs associated with Fund operations.

Below is a breakdown of the fees on the Fund:

<u>AB US Small and Mid Cap Value CIT (W Series)</u>	<u>Fee Class P-3</u>
Management Fee %	0.58
Trustee Fee %	0.05
Service Provider Fee %	0.00
Other Expenses %	0.00
Underlying Fund Fees %	0.02
<b>Gross Ratio %</b>	<b>0.65</b>
Fee Waiver %	0.00
<b>Net Expense Ratio %</b>	<b>0.65</b>

Fees and expenses are only one of several factors that participants and beneficiaries should consider when making investment decisions.

The cumulative effect of fees and expenses can substantially reduce the growth of a participant's or beneficiary's retirement account. Participants and beneficiaries can visit the Employee Benefit Security Administration's website for an example demonstrating the long-term effect of fees and expenses.

The example in the following table is intended to explain the ongoing costs of investing in the Fund and to compare these costs with the ongoing costs of investing in other collective funds. The table provides information about hypothetical account values and hypothetical expenses based on the Fund's actual expense ratio and an assumed rate of return of 0.00% per year, which is not the Fund's actual return. The hypothetical account values and expenses may not be used to estimate the actual account balance or expenses you paid for the period. This example is based on an investment of \$1,000 invested for one year:

<u>AB US Small and Mid Cap Value CIT (W Series)</u>	<u>Fee Class P-3</u>
---	----------------------

Balance 06-30-2019	\$1,000.00
Hypothetical Balance 06-30-2020	\$993.52

Hypothetical Expenses (1 year)	\$6.48
--------------------------------	--------

## Risk Considerations

The decision to invest in the Fund and the risks involved in doing so should be carefully considered. The Fund should be considered a long-term investment.

The Principal Risks that are listed on the first page are described in the Additional Fund Information and Risk Definition booklet and should be read in connection with this profile.

The value of your investment in the Fund will increase and decrease over time in accordance with changes in the value of the securities held in the Fund. When assets of the Fund are invested in other investment vehicles (such as collective trusts or mutual funds), the Trustee does not have control over the trading policies or strategies of such entities.

The Trustee of the Fund may change the investment objective of the Fund at any time without prior notice or approval.

Investments in the Fund are not insured or guaranteed by any bank, the FDIC, or any other governmental entity.

## Basic Terms and Conditions

This profile is only a summary of some of the key features of the Fund and should be carefully read in connection with the Additional Fund Information and Principal Risk Definitions. Participation in the Fund is governed by the Trust Agreement and the terms of the participation materials, which must be reviewed and signed by the plan sponsor or plan fiduciary. In the event of a conflict between the provisions of this profile and the Trust Agreement or participation materials, the Trust Agreement or participation materials control. Please carefully review the Trust Agreement and participation materials before investing in the Fund.

Investments in the WTNA Portfolios are not deposits or obligations of a guaranteed by Wilmington Trust, and are not insured by the FDIC, the Federal Reserve, or any other governmental agency. The Portfolios are commingled investment vehicles, and as such, the values of the underlying investments will rise and fall according to market activity; it is possible to lose money by investing in the Portfolios. Investors should consider the investment objectives, risks, charges and expenses of any pooled investment company carefully before investing.

The Fund is maintained by the Trustee as part of the Wilmington Trust Collective Investment Trust, which was established on October 6, 2005 and most recently amended on June 20, 2016. It is a "group trust" within the meaning of Internal Revenue Service Revenue Ruling 81-100, as amended, and is exempt from registration under the Investment Company Act of 1940, as amended (the "1940 Act").

## For More Information:

---

## Disclosure

Please carefully review the Trust Agreement and participation materials prior to investing in the Fund. The Trust Agreement and participation materials provide limitations on liability and indemnifications in favor of the Trustee. To learn more or obtain additional materials governing the Fund, please contact your plan sponsor or plan trustee. You may also obtain a copy of the Trust Agreement and participation materials, without charge, by contacting:

Wilmington Trust, N.A.  
c/o Collective Fund Client Services  
1100 N. Market Street  
Wilmington, DE 19890  
Tel. 1-866-427-6885  
Email: [FundAccountingClientSvcs@WilmingtonTrust.com](mailto:FundAccountingClientSvcs@WilmingtonTrust.com)