

SPP Korträntefond is an actively managed short-term fixed-income fund which invests in interest-bearing securities and money market instruments issued in Swedish kronor, primarily issued by Nordic issuers. The average remaining fixed-rate period (duration) is a maximum of one year, and the fund only invests in securities from issuers with high credit ratings, Investment Grade, (at least S&P BBB-). The Fund is authorised to invest more than 35 per cent of its wealth in promissory notes issued by the Swedish State. The fund follows our criteria for sustainable investments. This means that we do not invest in companies that contribute to the violation of human rights, corruption, harming the climate and environment, the production of landmines, cluster munitions, or nuclear weapons. In addition, the Fund also refrain from investing in companies whose turnover is more than 5 percent from production/distribution from: fossil fuels, weapons/arms, tobacco, alcohol, gambling, pornography, cannabis or companies with large fossil reserves.

## SPP Korträntefond - Monthly Returns

	Year	Year, benchmark	Jan	Feb	Mar	Apr	May	Jun	Jul	Aug	Sep	Oct	Nov	Dec
2022	-0.183	-0.217	-0.018	-0.067	-0.058	-0.041	-	-	-	-	-	-	-	-
2021	0.034	-0.215	0.037	0.011	-0.013	0.008	-0.006	0.003	-0.008	0.016	0.032	0.017	-0.058	-0.006
2020	0.317	-0.188	0.025	-0.002	-0.355	0.122	0.083	0.171	0.094	0.113	0.024	-0.031	0.070	0.005
2019	0.091	-0.544	-0.019	0.018	0.018	0.044	-0.006	0.032	0.007	0.003	0.008	-0.002	0.007	-0.017
2018	-0.426	-0.809	0.004	-0.044	-0.035	-0.017	-0.033	-0.036	-0.021	-0.033	-0.022	-0.046	-0.090	-0.054

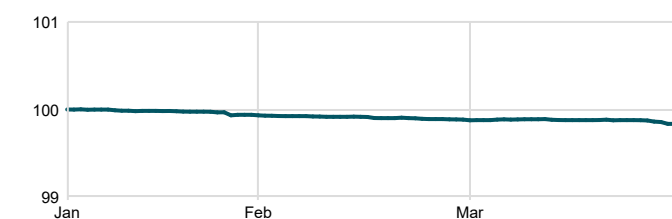
## SPP Korträntefond - Monthly Excess Return

Benchmark: SPP Korträntefond Blended Index

	Year	Jan	Feb	Mar	Apr	May	Jun	Jul	Aug	Sep	Oct	Nov	Dec
2022	0.035	0.027	-0.053	-0.039	0.100	-	-	-	-	-	-	-	-
2021	0.249	0.061	0.027	0.006	0.018	0.014	0.019	0.006	0.033	0.035	0.030	-0.041	0.040
2020	0.505	0.073	0.019	-0.333	0.141	0.098	0.180	0.103	0.126	0.035	-0.022	0.074	0.012
2019	0.635	0.053	0.054	0.052	0.092	0.030	0.069	0.049	0.047	0.047	0.044	0.055	0.045
2018	0.383	0.078	0.009	0.020	0.053	0.036	0.024	0.049	0.034	0.040	0.029	-0.021	0.034

## Last Three Months

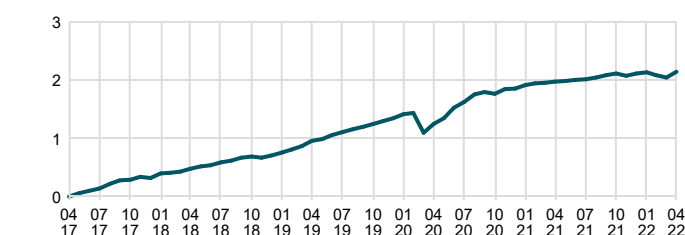
Time Period: 2022-01-31 to 2022-04-30



■ SPP Korträntefond

## Excess Performance

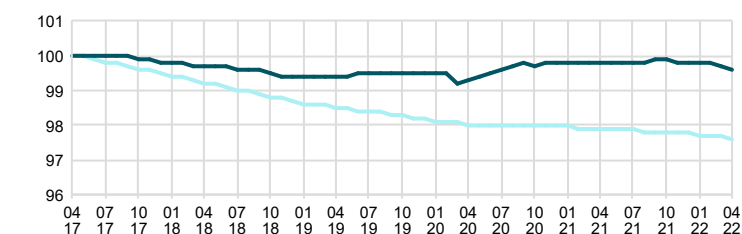
Time Period: 2017-04-30 to 2022-04-30



■ SPP Korträntefond

## Investment Performance

Time Period: 2017-04-30 to 2022-04-30



■ SPP Korträntefond ■ Benchmark

## Trailing Returns

As Of Date: 2022-04-30

Accumulated since	Fund	Benchmark	Relative
1 m	-0.04	-0.14	0.10
YTD	-0.18	-0.22	0.03
1 yr	-0.19	-0.36	0.17
3 yr	0.20	-0.97	1.17
5 yr	-0.35	-2.45	2.10
Annualized			
3 yr	0.07	-0.32	0.39
5 yr	-0.07	-0.49	0.42

## Top Ten Positions

	Weight %
Realkredit Danmark A/S FRN 2023/10/01 COVD	8.0
Nykredit Realkredit A/S FRN 2022/10/01 COVD -GREEN	5.0
European Investment Bank .1250% 2023/01/17	4.0
DNB Bank ASA 19/22 FRN SEK	3.7
Nykredit Realkredit A/S FRN 2023/04/01 COVD	3.7
Spb 1 Næringskred AS 18/22 FRN SEK C COVD	3.5
Sparbanken Skåne FRN 2023/04/04 COVD	3.4
Landshypotek Bank AB FRN 2022/12/02 COVD	3.3
Akademiska Hus AB FRN 2022/12/12	3.3
Sparbanken Skåne FRN 2022/10/14 COVD	3.3
Sum	41.2

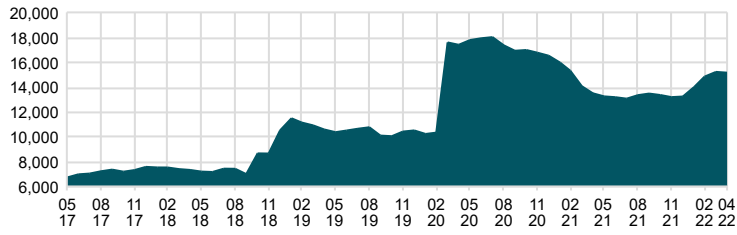
## Facts

Manager	Gustaf Linnell	STD 3 yr, fund	0.28
AUM	15,191 MSEK	STD 3 yr, benchmark	0.09
KIID Risk (1-7)	1	Tracking Error 3 yr	0.27
NAV (2022-04-29)	118.12 SEK	Information Ratio 3 yr	1.42
Morningstar Rating, total (2022-04-29)		Sharpe Ratio 3 yr	0.2
Management Fees %	0.20	Beta 3 yr	0.5
Ongoing Charges %	0.21	R <sup>2</sup> 3 yr	2.8
Max Drawdown Recovery Period	-	ISIN	SE0000522500
Number Of Holdings	78	Duration (modified)	0.20%
Yield	0.24%	Credit Duration (modified)	0.90%

Currency: SEK. All performance related information is net of fees. Please note that historical return is no guarantee of future return. The value of your fund savings can both rise and fall, and you may get back less than you invested. The fund is allowed to invest more than 35 percent of the fund's assets in debt securities issued by the Swedish state. All our funds are managed according to a sustainability strategy based on the methods Solutions, Exclusions & Active ownership, please see more information at sppfonder.se. SPP Fonder may not be held liable for any errors contained in this information. Neither Morningstar nor SPP Fonder is responsible for any damages, whether directly or indirectly caused by any shortcomings or errors in this information. Investors should not rely on this information without having made proper checks. Investors and potential investors should be aware that marketing of the funds outside of Sweden may be restricted or unlawful. Information about in which countries, outside of Sweden, some of the funds are marketed is disclosed in the funds' prospectuses. Prospectuses and key investor information documents for the funds are available on our website sppfonder.se. www.sppfonder.se.

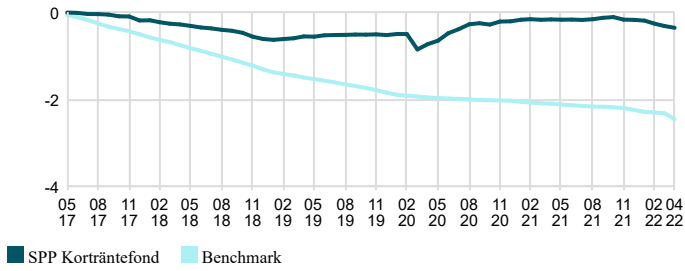
### Total Assets

Time Period: 2017-05-31 to 2022-04-30



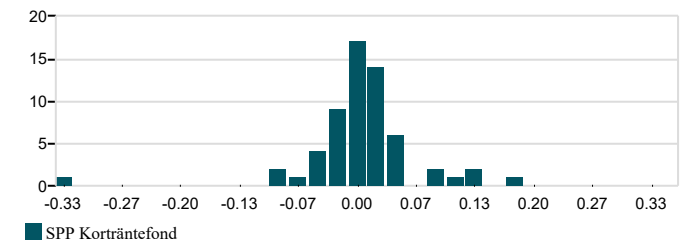
### Drawdown

Time Period: 2017-05-31 to 2022-04-30



### Monthly Return Distribution

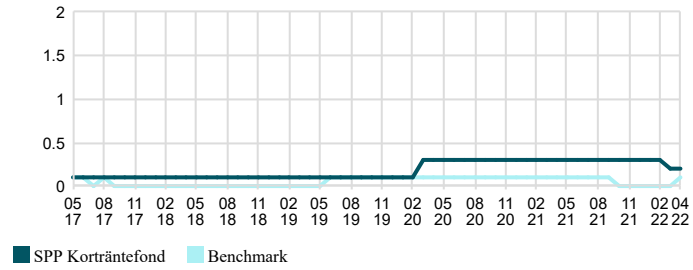
Time Period: 2017-05-31 to 2022-04-30



### Standard Deviation

Time Period: 2017-05-31 to 2022-04-30

Rolling Window: 2 Years 1 Month shift



### Tracking Error

Time Period: 2017-05-31 to 2022-04-30

Rolling Window: 2 Years 1 Month shift

