

flexPATH Index + Conservative 2045 Fund - WFPCDX

Release Date: 06-30-2021

Benchmark
 DJ Target 2045 TR USD

Fee Class
 R1

Overall Morningstar Rating™
 ★

Morningstar Return
 Low

Morningstar Risk
 Low

Out of 191 Target-Date 2045 investments. An investment's overall Morningstar Rating, based on its risk-adjusted return, is a weighted average of its applicable 3-, 5-, and 10-year Ratings. See disclosure page for details.

Investment Information

Investment Objective & Strategy

Each flexPATH strategy seeks to provide long-term investors with an asset allocation strategy designed to maximize assets for retirement consistent with the risk level and projected retirement date associated with each fund.

The Funds are designed to automatically adjust their risk over time in order to reduce the risk of investment inequity securities and shift from a focus on capital appreciation to one of capital preservation, while maintaining some exposure to capital appreciation asset classes.

Operations and Management

Inception Date 11-03-15
 Trustee Wilmington Trust, N.A.
 Website www.wilmingtontrust.com
 Telephone 1-866-427-6885
 Sub-Advisor flexPATH Strategies, LLC
 SA Website www.flexpathstrategies.com
 CUSIP 97182P647

Portfolio Manager(s)

Management Team

Morningstar Category: Target-Date 2045

Target-date portfolios provide diversified exposure to stocks, bonds, and cash for those investors who have a specific date in mind (in this case, the years 2041-2045) for retirement. These portfolios aim to provide investors with an optimal level of return and risk, based solely on the target date. Management adjusts the allocation among asset classes to more-conservative mixes as the target date approaches, following a preset glide path. A target-date portfolio is part of a series of funds offering multiple retirement dates to investors.

Volatility Analysis

3-Yr Risk Measures as of 06-30-21	Port Avg	Benchmark
Standard Deviation	14.77	16.47
Sharpe Ratio	0.76	0.73
Information Ratio	-0.29	—
R-Squared	99.08	—
Beta	0.89	—
Alpha	0.45	—

Best 3 Month Return

 15.90%
 (Apr '20 - Jun '20)

Worst 3 Month Return

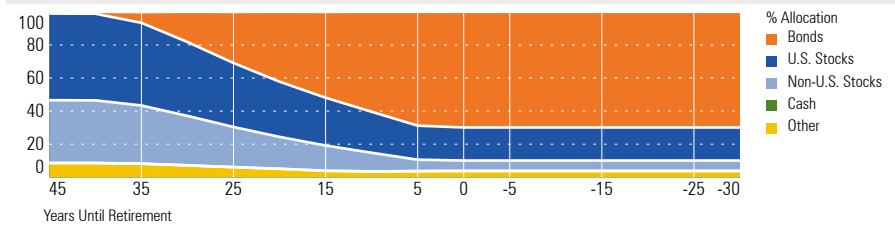
 -18.34%
 (Jan '20 - Mar '20)

Notes

Wilmington Trust, N.A. Collective Funds (WTNA Funds) are bank collective investment funds; they are not mutual funds.

For Use by Institutional Investors Only – Not Intended for Distribution to Retail Investors

Allocation of Assets



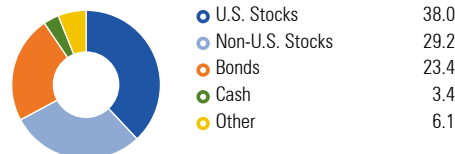
Performance

	QTD	YTD	1 Year	3 Year	5 Year	Since Inception	Total Return % as of 06-30-21
Investment	6.07	9.62	30.23	12.00	11.85	10.38	10.38
Benchmark	5.85	10.93	35.22	12.65	13.11	11.48	11.48
Category Average	6.42	11.62	36.05	13.52	13.44	11.50	11.50
Morningstar Rating™	—	—	—	★★	★	—	—
# of Funds in Category	—	—	—	191	149	—	—

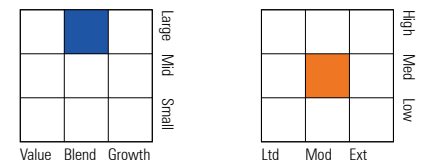
Performance Disclosure: The performance data quoted represents past performance and does not guarantee future results. The investment return and principal value of an investment will fluctuate; thus an investor's units, when redeemed, may be worth more or less than their original cost. Current performance may be lower or higher than return data quoted herein. Performance returns prior to inception of this fee class are shown in italics and based upon the performance of the flexPATH Index+ Cons 2045 Fund CL 11 from its inception date 06-01-2015 restated to reflect fees and expenses of this fee class. Please refer to the performance section of the disclosure page for more information.

Portfolio Analysis

Composition as of 06-30-21



Morningstar Style Box™ as of 06-30-21 (EQ) ; 06-30-21 (F-I)



Top 10 Holdings as of 06-30-21

Holdings	% Assets
BlackRock Russell 1000® Index F	28.80
BlackRock MSCI ACWI ex-U.S. IMI Idx F	19.67
BlackRock U.S. Debt Index F	15.31
ClearBridge Large Cap Growth CL F	4.62
BlackRock U.S. Trs Infl-Prot Secs F	3.07
American Beacon BW Lrg Cap Val I	2.95
Putnam Large Cap Value Tr	2.94
BlackRock Developed Real Estate Idx F	2.56
Lord Abbett Total Return Trust II CL OTS	2.14
Doubleline Total Return 1	2.13
Total Number of Holdings	27
Annual Turnover Ratio %	—
Total Fund Assets (\$mil)	16.50

Morningstar Equity Super Sectors as of 06-30-21

Super Sector	% Fund
Cyclical	38.64
Sensitive	41.90
Defensive	19.45

Principal Risks: Please refer to the Additional Fund Information and Principal Risk Definitions document for more information.

Fixed Income Securities, Foreign Securities, Market/Market Volatility Risk, Small Cap, Target Date Funds, Underlying Fund/Fund of Funds

Disclosure

Performance

Performance data given represents past performance and should not be considered indicative of future results of the flexPATH Index + Conservative 2045 Fund (the "Fund"). The Fund is not a mutual fund and is not registered as an investment company under the Investment Company Act of 1940. The Fund is not FDIC-insured, may lose value and is not guaranteed by a bank or other financial institution.

Performance data reflects a specific class of units. Other fee classes may currently be available or may become available in the future. Not all fee classes are available for investment by all plans. Fees vary across fee classes, and the net returns investors earn will be different from one fee class to another.

Management of the Fund

Trustee: Wilmington Trust, N.A. (the "Trustee") serves as the Trustee of the Fund and maintains ultimate fiduciary authority over the management of, and investments made in, the Fund. The Fund is part of the Wilmington Trust Collective Investment Trust (the "Trust") operated by the Trustee.

Wilmington Trust is a registered service mark. Wilmington Trust Company, operating in Delaware only, Wilmington Trust, N.A., M&T Bank and certain other affiliates, provide various fiduciary and non-fiduciary services, including trustee, custodial, agency, investment management and other services. Loans, retail and business deposits, and other personal and business banking services and products are offered by M&T Bank, member FDIC. Wilmington Trust Investment Advisors, Inc. is a SEC-registered investment advisor providing investment management services to Wilmington Trust and M&T affiliates and clients.

Sub-Advisor: flexPATH Strategies, LLC
flexPATH Strategies, LLC was established and began managing assets in June 2015. flexPATH Strategies designs, manages and oversees custom asset allocation strategies designed exclusively for retirement plans. flexPATH Strategies is located in Aliso Viejo, CA.

Investment Process:

The Fund employs flexPATH Strategies, LLC's proprietary investment due diligence model for selecting and monitoring the Fund's underlying managers, which includes style attribution, risk, return, correlation and peer group ranking analysis. The Fund utilizes a "fund of funds" structure, seeking to achieve its objective by investing in other funds ("Underlying Funds") that represent a variety of fund managers, asset classes and investment styles. Underlying Funds are scored on multiple criteria; selection and removal of Underlying Funds will be implemented following this process, incorporating additional investment due diligence criteria subject to flexPATH's assessment of the investment strategy or asset class involved.

The Fund follows glidepaths designed by BlackRock Financial Management, Inc. that seeks to target an asset allocation consistent with the quantitatively measured level of risk that would be appropriate for an investor given his or her time horizon. On a quarterly basis, the Sub-Advisor will update the construction of the glidepaths taking into account updated asset class benchmark returns and risk profiles.

Benchmark: DJ Target 2045 TR USD

The index measures the performance of total portfolios of stocks, bonds and cash that automatically adjust over time to reduce potential risk as an investor's target maturity date of 2045 approach.

Notes Regarding Return Information

Return figures represent the total change in net assets with capital gains and income dividends reinvested. Performance information is presented net of any applicable trustee fees, sub-advisor and glidepath fees, or other fees or expenses which are borne by the Fund. See "Fees and Expenses" for more information.

Morningstar Rating™

The Morningstar Rating™ for funds, or "star rating", is calculated for managed portfolios (including mutual funds, variable annuity and variable life subaccounts, exchange-traded funds, close-end funds, and separate accounts) with at least a three-year history. Exchange-traded funds and open-ended mutual funds are considered a single population for comparative purposes. It is calculated based on a Morningstar Risk-Adjusted Return measure that accounts for variation in a managed product's monthly excess performance, placing more emphasis on downward variations and rewarding consistent performance. The Morningstar Rating does not include any adjustment for sales load. The top 10% of products in each product category receive 5 stars, the next 22.5% receive 4 stars, the next 35% receive 3 stars, the next 22.5% receive 2 stars, and the bottom 10% receive 1 star. The Overall Morningstar Rating for a managed product is derived from a weighted average of the performance figures associated with its three-, five-, and 10-year (if applicable) Morningstar Rating metrics.

For collective investment funds, the Morningstar Rating presented is hypothetical, because Morningstar does not independently analyze CITs. Rather, the rating is assigned as a means to compare these funds with the universe of mutual funds that Morningstar rates. The evaluation of this investment does not affect the retail mutual fund data published by Morningstar.

Morningstar Return

The Morningstar Return rates a fund's performance relative to other managed products in its Morningstar Category. It is an assessment of a product's excess return over a risk-free rate (the return of the 90-day Treasury Bill) in comparison with the products in its Morningstar category. In each Morningstar category, the top 10% of products earn a High Morningstar Return (High), the next 22.5% Above Average (+Avg), the middle 35% Average (Avg), the next 22.5% Below Average (-Avg), and the bottom 10% Low (Low). Morningstar Return is measured for up to three time periods (three, five, and 10 years). These separate measures are then weighted and averaged to produce an overall measure for the product. Products with less than three years of performance history are not rated.

Morningstar Risk

Morningstar Risk evaluates a fund's downside volatility relative to that of other products in its Morningstar Category.

It is an assessment of the variations in monthly returns, with an emphasis on downside variations, in comparison with the products in its Morningstar category. In each Morningstar category, the 10% of products with the lowest measured risk are described as Low Risk (Low), the next 22.5% Below Average (-Avg), the middle 35% Average (Avg), the next 22.5% Above Average (+Avg), and the top 10% High (High). Morningstar Risk is measured for up to three time periods (three, five, and 10 years). These separate measures are then weighted and averaged to produce an overall measure for the product. Products with less than three years of performance history are not rated.

Morningstar Style Box™

For equity funds, the vertical axis shows the market capitalization of the long stocks owned and the horizontal axis shows investment style (value, blend, or growth).

For fixed-income funds, the vertical axis shows the credit quality of the long bonds owned, and the horizontal axis shows interest rate sensitivity as measured by a bond's effective duration.

Morningstar seeks credit rating information from fund companies on a periodic basis (e.g., quarterly). In compiling credit rating information, Morningstar accepts credit ratings reported by fund companies that have been issued by all Nationally Recognized Statistical Rating Organizations (NRSROs). For a list of all NRSROs, please visit <http://www.sec.gov/ocr/ratingagency.html>. Additionally, Morningstar accepts foreign credit ratings from widely recognized or registered rating agencies. If two rating organizations/agencies have rated a security, fund companies are to report the lower rating; if three or more organizations/agencies have rated a security, fund companies are to report the median rating, and in cases where there are more than two organization/agency ratings and a median rating does not exist, fund companies are to use the lower of the two middle ratings. PLEASE NOTE: Morningstar, Inc. is not itself an NRSRO nor does it issue a credit rating on the fund. An NRSRO or rating agency ratings can change from time-to-time.

For credit quality, Morningstar combines the credit rating information provided by the fund companies with an average default rate calculation to come up with a weighted-average credit quality. The weighted-average credit quality is currently a letter that roughly corresponds to the scale used by a leading NRSRO. Bond funds are assigned a style box placement of "low", "medium", or "high" based on their average credit quality. Funds with a low credit quality are those whose weighted-average credit quality is determined to be less than "BBB-"; medium are those less than "AA-", but greater or equal to "BBB-"; and high are those with a weighted-average credit quality of "AA-" or higher. When classifying a bond portfolio, Morningstar first maps the NRSRO credit ratings of the underlying holdings to their respective default rates (as determined by Morningstar's analysis of actual historical default rates). Morningstar then averages these default rates to determine the average default rate for the entire bond fund. Finally, Morningstar maps this average default rate to its corresponding credit rating along a convex curve.

Disclosure

For interest-rate sensitivity, Morningstar obtains from fund companies the average effective duration. Generally, Morningstar classifies a fixed-income fund's interest-rate sensitivity based on the effective duration of the Morningstar Core Bond Index (MCBI), which is currently three years. The classification of Limited will be assigned to those funds whose average effective duration is between 25% to 75% of MCBI's average effective duration; funds whose average effective duration is between 75% to 125% of the MCBI will be classified as Moderate; and those that are at 125% or greater of the average effective duration of the MCBI will be classified as Extensive. In addition, for non-US taxable and non-US domiciled fixed income funds, static duration breakpoints are used: (i) Limited: less than or equal to 3.5 years; (ii) Moderate: greater than 3.5 and less than equal to 6 years; (iii) Extensive: greater than 6 years.

Fees and Expenses

The participant will incur fees for sub-advisory, glidepath management and trustee services provided to the Fund and other operating expenses related to the Fund. Other operating expenses may include, but are not limited to, audit expenses, custody service fees, tax form preparation expenses, legal and other fees. Portions of the fees are paid by the Trustee to the Fund's Sub-Advisor and glidepath manager for their services to the Fund.

All fees and expenses will be reimbursed from the Fund when they are incurred. Any expenses incurred in connection with the investment and reinvestment of Fund assets including, without limitation, any transfer agency fees, brokerage commissions and expenses, will be charged against the Fund.

Below is a breakdown of the fees on the Fund:

<u>flexPATH Index + Conservative 2045 Fund</u>	<u>Fee Class R1</u>
Sub-Advisor Fee %	0.125
Trustee Fee %	0.045
Service Provider Fee %	0.000
Glidepath Fee %	0.030
Underlying Fund Fees %	0.148
Management Services Fee %	0.000
Gross Fee %	0.348
Net Fee %	0.348

Fees and expenses are only one of several factors that participants and beneficiaries should consider when making investment decisions.

The cumulative effect of fees and expenses can substantially reduce the growth of a participant's or beneficiary's retirement account. Participants and beneficiaries can visit the Employee Benefit Security Administration's website for an example demonstrating the long-term effect of fees and expenses.

The example in the following table is intended to explain the ongoing costs of investing in the Fund and to compare these costs with the ongoing costs of investing in other collective funds. The table provides information about actual account

values and actual expenses. This example is based on an investment of \$1,000 invested for one year:

<u>flexPATH Index + Conservative 2045 Fund</u>	<u>Fee Class R1</u>
Balance 06-30-2020	\$1,000.00
Balance 06-30-2021	\$1,302.26
Expenses (1 year)	\$4.01

The next table is also intended to explain the ongoing costs of investing in the Fund and to compare these costs with the ongoing costs of investing in other collective funds. The table provides information about hypothetical account values and hypothetical expenses based on the Fund's actual expense ratio and an assumed rate of return of 0.00% per year, which is not the Fund's actual return. The hypothetical account values and expenses may not be used to estimate the actual account balance or expenses you paid for the period. This example is based on an investment of \$1,000 invested for one year:

<u>flexPATH Index + Conservative 2045 Fund</u>	<u>Fee Class R1</u>
Balance 06-30-2020	\$1,000.00
Hypothetical Balance 06-30-2021	\$996.52
Hypothetical Expenses (1 year)	\$3.48

Risk Considerations

The decision to invest in the Fund and the risks involved in doing so should be carefully considered. The Fund should be considered a long-term investment.

The Principal Risks that are listed on the first page are described in the Additional Fund Information and Risk Definition booklet and should be read in connection with this profile.

The value of your investment in the Fund will increase and decrease over time in accordance with changes in the value of the securities held in the Fund. When assets of the Fund are invested in other investment vehicles (such as collective trusts or mutual funds), the Trustee does not have control over the trading policies or strategies of such entities.

The Trustee of the Fund may change the investment objective of the Fund at any time without prior notice or approval.

Investments in the Fund are not insured or guaranteed by any bank, the FDIC, or any other governmental entity.

Basic Terms and Conditions

This profile is only a summary of some of the key features of the Fund and should be carefully read in connection with the Additional Fund Information and Principal Risk Definitions. Participation in the Fund is governed by the Trust Agreement and the terms of the participation materials, which must be reviewed and signed by the plan sponsor or plan fiduciary. In the event of a conflict between the provisions of this profile and the Trust Agreement or participation materials, the Trust

Agreement or participation materials control. Please carefully review the Trust Agreement and participation materials before investing in the Fund.

Investments in the WTNA Portfolios are not deposits or obligations of a guaranteed by Wilmington Trust, and are not insured by the FDIC, the Federal Reserve, or any other governmental agency. The Portfolios are commingled investment vehicles, and as such, the values of the underlying investments will rise and fall according to market activity; it is possible to lose money by investing in the Portfolios. Investors should consider the investment objectives, risks, charges and expenses of any pooled investment company carefully before investing.

The Fund is maintained by the Trustee as part of the Wilmington Trust Collective Investment Trust, which was established on October 6, 2005 and most recently amended on June 20, 2016. It is a "group trust" within the meaning of Internal Revenue Service Revenue Ruling 81-100, as amended, and is exempt from registration under the Investment Company Act of 1940, as amended (the "1940 Act").

For More Information:

Please carefully review the Trust Agreement and participation materials prior to investing in the Fund. The Trust Agreement and participation materials provide limitations on liability and indemnifications in favor of the Trustee. To learn more or obtain additional materials governing the Fund, please contact your plan sponsor or plan trustee. You may also obtain a copy of the Trust Agreement and participation materials, without charge, by contacting:

Wilmington Trust, N.A.
c/o Collective Fund Client Services
1100 N. Market Street
Wilmington, DE 19890
Tel. 1-866-427-6885
Email: FundAccountingClientSvc@WilmingtonTrust.com

You may also visit www.flexpathstrategies.com or call 1-800-974-0188.