

# VT Cantab Balanced Fund 'A' Class

Factsheet - April 2024  
All data as at 31 March 2024



## Investment Objective / Policy

Cantab's investment performance has been achieved through shrewd asset allocation and independent selection of fund managers.

The investment objective of the Fund is to provide income and capital growth over the medium term by gaining exposure to a diversified portfolio of investments which include equities, bonds and alternative assets (such as property and infrastructure), principally through investment in collective investment schemes (including those managed or operated by the Authorised Corporate Director).

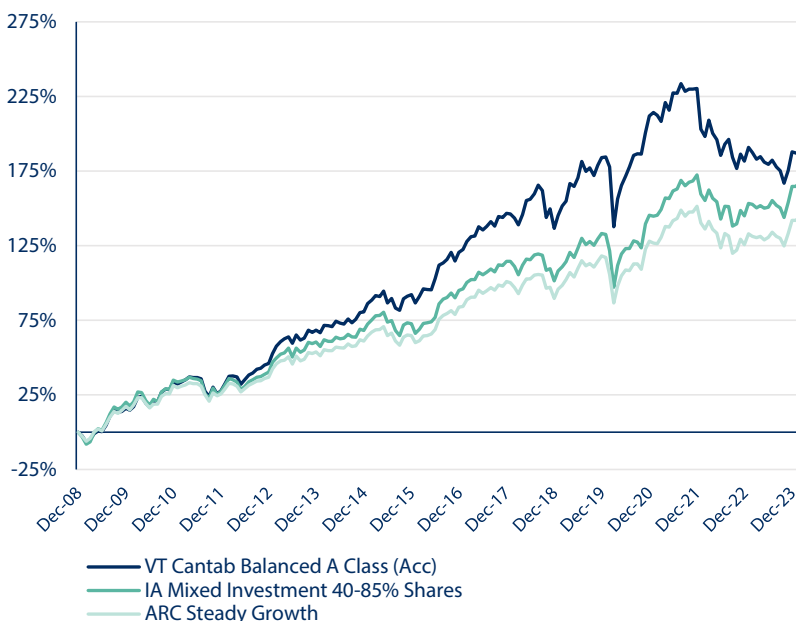
The Fund may also invest in other transferable securities, money market instruments, bonds, deposits, cash and near cash.

The Fund has access to all geographical areas and any industrial or economic sector.

The Balanced fund typically contains exposure to major overseas markets, with some exposure to the shares of companies in higher risk developing countries and emerging markets. Typical long-term asset allocation is 60% equities, 40% in assets such as fixed interest, property and alternatives.

## Cumulative Performance (%)

	1yr	3yr	5yr	10yr
Balanced Fund <sup>1</sup>	4.5	-4.2	15.9	72.4
IA Mixed Investment 40-85% Shares	10.2	10.6	28.7	71.4
ARC Steady Growth <sup>4</sup>	9.3	9.2	24.5	62.9



## Fund Information

<b>Benchmark</b>	IA Mixed Investment 40-85% Shares
<b>No. of holdings</b>	19
<b>Avg. Consistent Fund Size</b>	£1.2bn
<b>Fund Structure</b>	Open-Ended Investment Company
<b>Launch Date</b>	September 2018

## Share Class Information

<b>Share Class</b>	Accumulation, Income
<b>Annual Yield<sup>2</sup></b>	1.53% (historic)
<b>Initial Charge</b>	0.00%
<b>Cantab IM Fee</b>	0.50%
<b>Ongoing Charges Figure (OCF)<sup>3</sup></b>	1.17%
<b>Dividend XD Dates</b>	31 January, 31 July
<b>Payment Dates</b>	31 March, 30 September
<b>Annual Volatility</b>	9.58%
<b>ISIN</b>	GB00BG211431 (Acc) GB00BG211324 (Inc)

## Portfolio Managers



### David Sanderson

Chief Executive

David read engineering at Downing College, Cambridge and then qualified as a Chartered Accountant with Price Waterhouse.



### Dr Jeremy Davis

Managing Director

Jeremy is a Chartered Wealth Manager. He read Natural Sciences at Magdalene College, Cambridge, and holds a Ph.D in Genetics and Plant Breeding.



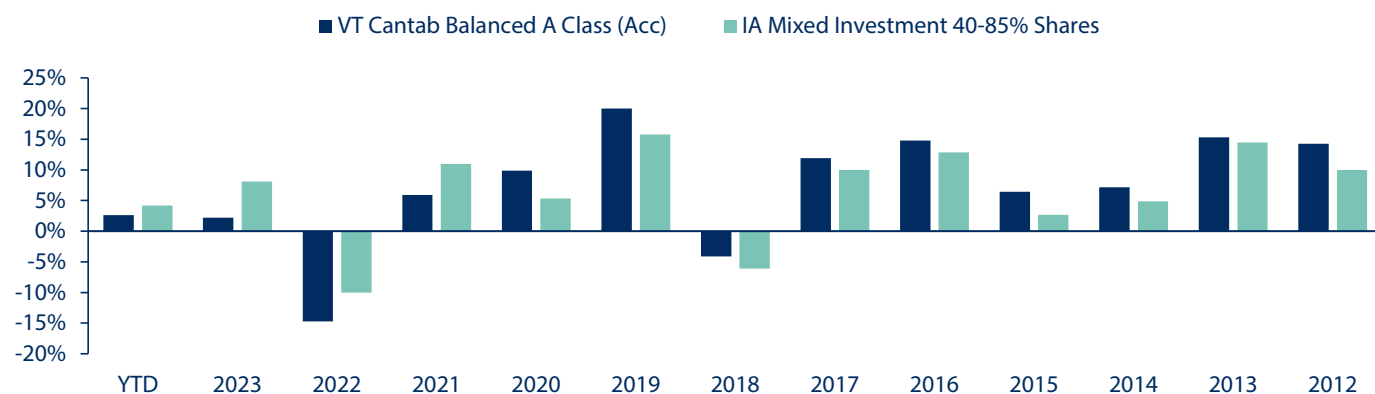
### Leah Bramwell

Chief Investment Officer

Leah read Economics at Newnham College, Cambridge before starting her career with Orbis Investment Advisory in London.

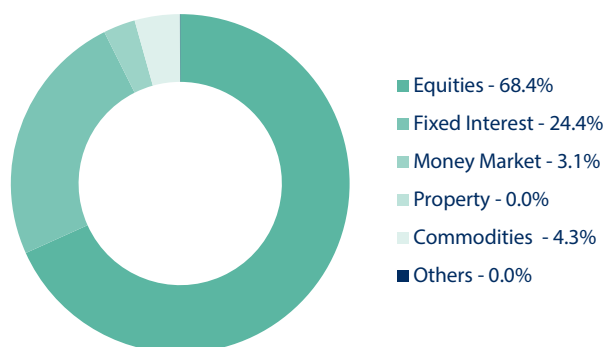
## Discrete Performance (%)

	YTD	2023	2022	2021	2020	2019	2018	2017	2016	2015	2014	2013	2012
Balanced Fund <sup>1</sup>	2.6	2.2	-14.7	5.9	9.9	20.0	-4.1	11.9	14.8	6.4	7.2	15.3	14.3
IA Mixed Investment 40-85% Shares	4.2	8.1	-10.0	10.9	5.3	15.8	-6.1	10.0	12.9	2.7	4.9	14.5	10.0
ARC Steady Growth <sup>4</sup>	4.0	7.2	-10.2	10.2	4.6	15.0	-5.6	9.4	11.6	2.3	4.7	12.5	8.9

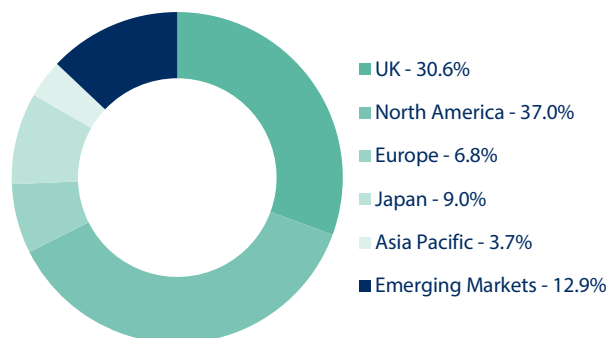


Data from FE Analytics

## Asset Allocation<sup>5</sup>



## Geographical Allocation of Equity Component<sup>5</sup>



<sup>1</sup> Performance before launch date is taken from the segregated Balanced model portfolio (as verified by ARC).

<sup>2</sup> After Cantab IM, Depositary, Custody and ACD fees. <sup>3</sup> Includes Cantab IM, Depositary, Custody and ACD fees.

<sup>4</sup> Most recent ARC data is based on estimates and is subject to change.

<sup>5</sup> May not sum to 100% due to rounding.

## Important Information

Risks: As with all equity-based and bond-based investments, the value and the income therefrom can fall as well as rise and you may not get back all the money that you invested. The value of overseas securities will be influenced by the rate of exchange which is used to convert these to sterling. This should therefore be viewed as a medium to long-term investment. Past performance is not a guide to the future. Please be aware that if you decide to cancel, and in the meantime the value of your investment has fallen, you may not receive back the full amount you invested. While recommended investment transactions remain pending, investment markets may rise or fall so there is potential for loss of income or growth. Further, if you cancel your application during a cooling off period, you will receive back the lesser of your application amount and its market value.

**cantabam.com**

Cantab Asset Management Ltd  
50 Station Road, Cambridge CB1 2JH  
01223 52 2000  
funds@cantabam.com

5th Floor, 8 Angel Court, London EC2R 7HP  
020 3651 0570  
funds@cantabam.com